

OFFICIAL CHICAGO BEARS

1980 Media Guide

WRIGLEY FIELD
HOME OF
CHICAGO

NFC DIVISIONAL PLAYOFFS '77 & '79



GEORGE HALAS, JR.
PRESIDENT, CHICAGO BEARS
1963 1979

FINGERTIP INFORMATION

The Chicago Bears Football Club, Inc.

Chairman of the Board, President, Chief Executive Officer	George S. Halas
Executive Vice President, General Manager, Chief Operating Officer	James E. Finks
Vice President	Edward W. McCaskoy
Vice President	Charles Brizzolara
Secretary	Virginia H. McCaskoy
Treasurer, Assistant Secretary	Jerome R. Valnisi
Assistant Secretary	Florence Brizzolara

THE 1980 DIRECTORY

FRONT OFFICE & TICKET OFFICE

55 East Jackson Blvd.
 Suite 1200
 Chicago, Illinois 60604
 Telephone: 312/663-5100
 Night Line: 312/663-5103
 Box Office: 312/663-5408

President	George S. Halas
General Manager	Jim Finks
Vice President	Ed McCaskoy
Assistant to General Manager	Bill McGrane
Treasurer	Jerry Valnisi
Stadium Operations	George Arneson
Business Manager	Rudy Custer
Staff Assistant	Max Swiatek

GENERAL INFORMATION

Colors	Orange, Navy Blue, White
Home Stadium	Soldier Field (1924)
Capacity	64,200
Playing Surface	Astroturf
Address	425 E. McFetridge Dr. Chicago, IL 60605

TICKET INFORMATION

Box Office	55 E. Jackson Blvd. Chicago, IL 60604
Additional Outlets	Ticketron
Prices	\$11.50 & \$9.50 All Seats Reserved
Season Ticket Applications Accepted. Single Game Sales Start July 14, 1980	
Box Office Hours: 9 a.m. - 4 p.m. Monday through Friday; Also Saturdays in season until noon.	
Soldier Field Ticket Windows open 9 a.m. game days.	

COACHES, PERSONNEL, PUBLIC RELATIONS

Halas Hall, P.O. Box 204
 250 N. Washington Rd.
 Lake Forest, Illinois 60045
 Telephone: 312/295-6600
 Telecopier: 312/295-5238
 Press Room: 312/295-2020

Head Coach	Neill Armstrong
Offensive Line	Jerry Frei
Defensive Line	Dale Haupt
Backs, Special Teams	Hank Kuhlmann
Defensive Backs	Jim LaRue
Offensive Coordinator	Ken Meyer
Receivers	Ted Plumb
Defensive Coordinator	Buddy Ryan
Collegiate Scouting Director	Jim Parmer
Pro Scouting Director	Bill Tobin
Team Physician	Dr. Clarence Fessler
Trainer	Fred Catto
Strength Coordinator	Clyde Emrich
Assistant Trainer	Tom Wilkinson
Equipment Manager	Ray Earley
Equipment Assistant	Ken Earley
Film Director	Mitch Friedman
Film Assistant	Kevin Banna
Superintendent, Halas Hall	R.L. McMurrin
Public Relations	Ted Haracz
	Haracz Home Phone: 312/945-6208
PR Assistant	Patrick McCaskoy
	McCaskoy Home Phone: 312/432-3786
PR Secretary	Shelley Clark

TRAINING CAMP INFORMATION

The Bears train on the field adjacent their year-round headquarters at Halas Hall on the campus of Lake Forest (IL) College—30 miles north of Chicago's Loop.

Press Will Call

Located at Gate "O" at South end of Soldier Field.
 Press Box elevator and Will Call open 4 hours before kickoff.

TABLE OF CONTENTS

Current		Historical-Records	
Biographies, Coaches	7-10	All-Pro Bears	112
Biographies, Front Office	2-5	Annual Stat Leaders	103-107
Biographies, Rookies	47-52	Assistant Coach Roster	111
Biographies, Veterans	11-45	Attendance Chart	45
Blocked Kicks	23	Career Leaders	100-103
Cut Down Days	24	Coaching Records	114
Draft, 1980	47	College Alma Maters	36
Durability Leaders	19	Drafts	46
Free Agents	53	Hall of Famers	117-121
Halas, George S.	2-4	Historical Highlights	117-121
Halas Hall	55	Individual Records	80-90
Lyrics, Bear Down	22	Last Time Marks	78
How the Bears Were Built	54	National TV Results	31
Media Information	129	Opponent Big Days	79
NFL Top 20 Rushers	33	Piccolo Award	114
Opponents Information	129	Pro Bowl Bears	113
Playoff Pairings and Priorities, 1980	128	Punt, Pass & Kickers	40
Pronunciations	11-52	Recapitulation, 1979	66-76
Radio	28	Results, All-Time	122-127
Road Headquarters	107	Retired Numbers	30
Roster, Rookies	65	Roster, All-Time	108-111
Roster, Veterans	64	Series Standings	115-116
Schedule, Bears	1	Soldier Field History	77
Schedule, NFL	58-61	Soldier Field Records	79
Standings, 1979	66	Statistical Trends	56-57
Statistics, 1979	62-63	Team Records	108-111
Super Bowls, Future	13	Trades	53

1980 SCHEDULE

PRESEASON		CENTRAL TIME
Sunday/Aug. 10	Jets at Giants' Stadium	6:30 PM
Saturday/Aug. 16	Bengals at Cincinnati	7:00 PM
Saturday/Aug. 23	BROWNS in CHICAGO	6:00 PM
Saturday/Aug. 30	CARDINALS in CHICAGO	6:00 PM
CHAMPIONSHIP SEASON		
Sunday/Sept. 7	Packers at Green Bay	Noon
Sunday/Sept. 14	SAINTS in CHICAGO	1:00 PM
Sunday/Sept. 21	VIKINGS in CHICAGO	Noon
Sunday/Sept. 28	Steelers at Pittsburgh	Noon
Monday/Oct. 6	BUCCANEERS in CHICAGO	8:00 PM
Sunday/Oct. 12	Vikings at Minnesota	1:00 PM
Sunday/Oct. 19	LIONS in CHICAGO	1:00 PM
Sunday/Oct. 26	Eagles at Philadelphia	3:00 PM
Monday/Nov. 3	Browns at Cleveland	8:00 PM
Sunday/Nov. 9	REDSKINS in CHICAGO	Noon
Sunday/Nov. 16	OILERS in CHICAGO	3:00 PM
Sunday/Nov. 23	Falcons at Atlanta	Noon
Thursday/Nov. 27	Lions at Detroit	11:30 AM
Sunday/Dec. 7	PACKERS in CHICAGO	1:00 PM
Sunday/Dec. 14	BENGALS in CHICAGO	1:00 PM
Saturday/Dec. 20	Buccaneers at Tampa Bay	3:00 PM

DEDICATION

The Bears dedicate their 1980 season and this press book to the memory of George Halas, Jr.—"Mugs" to even those who knew him only casually. The cover of this brochure depicts Mugs on a canvas that includes the Club's two homes (Wrigley and Soldier Fields) of his presidency as well as running backs Brian Piccolo, Gale Sayers and Walter Payton representing his 17 teams. Please turn page.

GEORGE STANLEY HALAS

President

Chairman of the Board,
Chief Executive Officer

The uniqueness of George S. Halas, 85—President, Chairman of the Board, Chief Executive Officer—is chronicled properly in the Pro Football Hall of Fame in Canton, Ohio.

A plaque hanging in the Pro Football Hall of Fame reads in part:

... Heading the Chicago Bears for more than a half-century, George S. Halas, the team's founder and for 40 years, its head coach, is one of the most enduring personalities in any sports endeavor. He is a survivor of the little band of enthusiasts who met in a Canton automobile agency to organize the American Professional Football Association on September 17, 1920. The Bears are one of two surviving charter franchises of the APFA, which was the direct forerunner of the NFL.

"The Bears' success on the playing field has been legendary. . . . More Bears have been enshrined in the Pro Football Hall of Fame than from any other club—17 Bears, including Halas, to be exact



The quote doesn't tell you a lot about George S. Halas. But then, Halas the man, Halas the coach, the Chicago Bears and, in some aspects, professional football are one in the same. Inseparable. Each of the four has a separate birthdate, yet they are one in the same.

The biography of one would spill into the life of the others.

Halas feels he is just about the most fortunate man in all professional sports . . . his version of a great American dream has come true. He is the

A Resolution

Adopted by the City Council
of the City of Chicago, Illinois
December 20, 1979

WHEREAS, Almighty God, in His Infinite Mercy and Wisdom called George Halas, Jr. to his eternal reward on December 16, 1979; and

WHEREAS, Mr. Halas was a well known and prominent Chicagoan who served as president of the Chicago Bears from 1963 until his death; and

WHEREAS, Mr. Halas was respected among his colleagues for his business acumen and inspired ideals; and

WHEREAS, Mr. Halas also served the Bear organization ably during his impressive tenure as general manager from 1960 to 1975; and

WHEREAS, The Chicago Bears, in a fitting tribute to Mr. Halas, overcame insurmountable odds to clinch a playoff berth on Sunday, December 16, 1979; and

WHEREAS, Mr. Halas, through his organizational skills and foresight, has brought joy and hope to the City of Chicago and to its numerous Bear fans; and

WHEREAS, The energy and accomplishments of Mr. Halas did not begin and end with the Chicago Bears but extended to vocations and causes dedicated to the betterment of the City of Chicago; and

WHEREAS, The Citizens of the City of Chicago join with the family of Mr. Halas in a sense of great loss at the passing of George Halas, Jr.; now, therefore,

BE IT RESOLVED, That the Mayor of the City of Chicago, and the Members of its City Council, duly assembled this 20th day of December, 1979, do hereby express their deepest sympathy at the passing of George Halas, Jr., and do also extend to his family deepest condolences on the occasion of their profound loss.

Jane M. Byrne
Mayor

Walter S. Kozubowski
City Clerk

home town boy who didn't have to travel to make good but rather pyramided one success upon another night in Chicago.

Halas is a man of unique stature and distinguished status, active in the operation of the Chicago Bears since 1920 when he founded the team. 1980 is the sixty-first year since the Bears came into being as the Decatur Staleys.

No other football coach, professional or college, has equalled his personal winning record. The 40 years he has been the coach of the Bears break down into four separate 10-year tenures: 1920-'29, 1933-'42, 1946-'55, and 1958-'67.

NO. 1 WINNING COACH OF ALL TIME

Name & Seasons Active	Won	Lost	Tied	Pct.
George S. Halas (40)	326	150	31	.674
A. A. Stagg (57)	314	199	35	.605
Glenn (Pop) Warner (44)	313	106	32	.729
Paul (Bear) Bryant (35)	296	77	16	.781
Wayne (Woody) Hayes (33)	238	72	10	.759
E. L. (Curly) Lambeau (33)	234	135	23	.626

In those years, the Bears won 326 games, including playoff wins.

Halas, born February 2, 1895, and raised on Chicago's West Side, prepped at Crane Tech High School, went on to the University of Illinois, earning a B.S. degree in Engineering and lettering in football, basketball, and baseball. After graduation in 1918, he went into the Navy for the first of his two tours of duty.

Halas was named Player of the Game in the 1919 Rose Bowl as an end on the Great Lakes team that beat the Marines 17-0.

An ensign in World War I, Halas enlisted again in World War II, becoming Welfare and Recreation officer of the Navy's Pacific Fleet under Admiral Chester W. Nimitz. He was decorated with the Bronze Star. A commander when he left active duty in 1946, Halas retired as a captain in the Naval Reserve. He was also awarded the Distinguished Citizens Award—highest honor the Navy can bestow on a civilian.

After leaving the Navy for the first time, Halas played right field briefly for the New York Yankees who optioned him to St. Paul in the American Association. A hip injury shortened his baseball career. In 1920, he turned a course that became a highway to success for him.

Halas went to work for a Decatur, Ill. corn products firm owned by an enthusiastic sports fan, Mr. A. E. Staley. Mr. Staley sponsored a semi-pro baseball team managed by the famous ex-New York Giants pitcher, "Iron-Man Joe" McGinnity. Halas played shortstop, captained the team.

Late that summer, Mr. Staley commissioned Halas to organize an independent football team.

The Decatur Staleys were forerunners of the Bears. In 1921, they were known as the Chicago Staleys under an agreement with the corn products firm. In 1922 the team was officially named the Chicago Bears.

As a player, Halas set an NFL record that stood for 49 years. He ran 98 yards for a touchdown with a Jim Thorpe fumble in a 26-0 win over the Oorang Indians at Wrigley Field November 4, 1923. Halas played end for the Bears from 1920-'29; he was named to the NFL All-Pro squad of the 1920's.

Halas' intensity and competitive drive gave the Bears color and dramatic flair. He seeks continuously to add dignity to the sport he loves so deeply. Halas is responsible for these innovations.

The first pro team to practice daily; the first to take game movies for study and strategical purposes; the first to have its own team band; the first to have its own team song; the first to publish and distribute a club newspaper; the first to have radio broadcasts of games; the first to have a homecoming game dinner for all ex-Bears; the first to issue Player Diplomas.

When Halas signed Red Grange in 1925 and arranged a coast-to-coast tour, the Bears brought NFL football to cities that had hardly heard of it.

The most powerful influence on Halas in dedicating his professional life to pro football, was Coach Bob Zuppke's farewell talk to the 1918 Illinois team. Halas never forgot Zuppke's words:

"Goodbye makes no sense whatsoever. Just when all of you begin to know something about football after three years, I lose you. Football is the only sport that ends a man's career just when it should be beginning."

Halas realized professional football is only an extension of a player's competitive life and has always cautioned veterans and rookies alike.

"Don't regard pro football as a complete career in itself. Don't see it as the beginning and the end of your earning power. Plan for the years beyond. Use the glamour of the game to attract attention to yourself by playing well. That will develop an off-season occupation, and then the assurance of a substantial future."

Four times, Halas has interrupted his coaching activities of his own volition.

He turned over leadership to Ralph Jones from 1930 through 1932. When Halas left for the U.S. Navy on November 1, 1942, Luke Johnsos and "Hunk" Anderson shared head coaching responsibilities through 1945. John "Paddy" Driscoll coached in 1956 and 1957.

Coincidentally, in 1933 and again in 1946 when Halas resumed head coaching duties after having

been away, his Bears' team won world championships immediately. Taking over for Driscoll in 1958, Halas needed a little more time to develop the "big" winner, but that did happen in 1963 when the Bears won their eighth championship. (Halas' Bears actually won nine championships, but only eight are recognized by the NFL at this time. Number nine was 1924 when the Bears whipped the Cleveland Bulldogs 23-0 in Wrigley Field Dec. 7, 1924. In those days, championships were awarded at post-season League meetings. Halas says with a grin "... I left the meeting room to go to the washroom and when I got back they had awarded the Championship to Cleveland.")

The Associated Press, The Sporting News, and The United Press International named him Coach of the Year after the 1963 and 1965 seasons.

Halas retired from coaching May 27, 1968.

The team rather than the individual has always been the philosophy of the Bears. The Bears are tied with the old Canton Bulldogs for most consecutive regular season games without defeat. The Bears turned the trick from 1941 through '43 (23 wins, one tie). The Bears scored most straight victories, all games, 18 in a row (1933-'34 and again in

1941-42). Their 17 straight regular season victories (1933-34) were another record—and they share second place in this category with 16 in a row: Bears (1941-42) and Miami (1971-73).

The Bears played an incredible 30 games without a defeat from 1932 to 1933. That span included season, championship, and pre-season games.

During the 1940's, the team reached the height of its power with four straight Western Conference titles; three world championships; a fantastic four season record (including pre-season games) of 62 victories, 7 losses, 1 tie for an astronomical winning percentage of .899; 2,164 points against 842. The 1940 team, which defeated the Washington Redskins with an all-time high scoring mark of 73-0 for the world championship, was voted the greatest professional team of all time by the National Academy of Sports Editors in 1963.

Halas has won many honors and awards over the years, among which is the prestigious Sword of Loyola and an honorary doctor of laws degree from Lake Forest College.

His autobiography—*Halas by Halas*—was published October, 1979 by McGraw Hill, and is now in its third printing.

EDWARD W. McCASKEY

Vice President

Community involvement programs are a natural for the Chicago Bears Vice President Ed McCaskey, who once was a professional night club singer.

An executive with the Bears since 1967, McCaskey has been the spearhead for the Club's civic projects.

A close friend of the late Brian Piccolo, whom he considered a son, McCaskey worked closely with Screen Gems in the production of the movie "Brian's Song." He represents the NFL owners on the Brian Piccolo Golf Tournament Committee that has donated over \$280,000 to the Memorial Sloan-Kettering Cancer Center in New York, as a memorial to Brian Piccolo.

Entering the business world after World War II, McCaskey was in the music publishing business in New York and associated with the late Jimmy Dorsey.

Since coming to Chicago in '49, he has been merchandising manager for the National Retail Tea and Coffee Association, executive vice-president of Merchandise Service, Inc., and an account executive for E. F. MacDonald Co.

Born April 27, 1919, in Philadelphia, McCaskey sang with dance bands before enrolling at the University of Pennsylvania in 1940.

He was a football tackle at Lancaster (Pa.) Catholic High School prior to graduation in '37.

He continued a singing career during his collegiate days and was elected a class president at Penn. After graduation in '43, McCaskey served with the 80th Infantry in France—enlisting as a private and leaving the Army with Captain's rank.

In addition to the Piccolo Committee, McCaskey serves on the board of trustees of Rosary College, as trustee of the Piccolo Children's Fund, the Illinois Chapter of the National Hemophilia Foundation, the Chicago Association for Retarded Children, and the Charlie Conacher Cancer Research Fund at the Toronto General Hospital.

McCaskey and his wife Virginia have 11 children, 11 grandchildren, and reside in Des Plaines.



JIM FINKS

Vice President,
General Manager,
Chief Operating Officer



The setting was late December in the media workroom at the Club's training complex Halas Hall. General manager Jim Finks was summarizing his feelings a week after his fifth team suffered a playoff defeat at Philadelphia:

"We're getting awfully close to being where people want us to be—a contending football club. I didn't have a timetable to getting to that point but a lot of unusual things have happened to this team both good and bad over the last few years . . . but our 1980 goal will be to win a lot of games, to win our Division and be in Soldier Field for the playoffs."

Some 304 players have passed through Bear lockerooms in those five seasons since that first Finks-directed 1975 training camp began to shape the Bears of the 1980s.

The guts of the 45-man roster that travels to Green Bay to open the '80s will be looking for their third playoff bid in four years. Over the past three seasons, they have compiled a 26-20 record which is tops among the five NFC Central Division teams.

While that three-year record is less than awesome, the six Bear teams prior to '75 could only win 24 games.

With the Bears coming on in the late '70s, it can be said that Finks' teams have ruled the Division in the last decade.

Finks joined the Bears two days before the 1974 opener on September 12 as executive vice-president, general manager and chief operating officer. After moving to Chicago, he spent the remainder of that season scouting future talent—players, coaches, front office personnel—while observing the Club's existing operation and personnel.

When the '74 season ended, Finks began to shape his team with only five staffers and three players surviving the rebuilding process.

The Bears enter the '80s with a solid group of playoff veterans, operating out of the Halas Hall complex equalled by few organizations in pro sports, and playing in a rejuvenated Soldier Field.

Finks, who will be 53 Aug. 31 (1927), broke into the NFL in 1949 as a rookie quarterback with the Pittsburgh Steelers from Tulsa University.

Since that time, he has been an NFL regular at

both defensive back and quarterback, a college (Notre Dame) coach, a Canadian Football League (CFL) scout and general manager, an NFL Club Vice President and General Manager, and League Executive—all with distinction.

Finks joined the Bears after serving full time with the Management Council through the turbulent summer of '74 and its player strike. Previously his 10-year association with Minnesota brought the Vikings to the top of the professional game. Finks joined Minnesota in 1964 as its general manager and six seasons later saw the Purple Gang in their first Super Bowl (Jan. 11, 1970).

That same season (1969) Finks was named Vice President of the Minnesota Club—retaining his general manager's duties.

As Viking fortunes increased to include 47 victories in his last four seasons (1970-'73), Finks resigned his post in Minnesota. He was the Club's Executive Vice-President when he tendered his resignation following the Vikings second Super Bowl.

Finks was a T-formation collegiate quarterback at Tulsa before he entered the NFL with the Steelers.

Pittsburgh still employed a single wing offense, however, and the 5-10, 175-pound passer found himself defending passes. From 1949-'51, Finks was a regular in the Steeler secondary.

In 1952, the Steelers converted to the T-formation and Finks switched back to quarterback. In '53, he joined Otto Graham as the Eastern Conference quarterbacks in the Pro Bowl.

Finks left the pro game to coach Notre Dame's 1956 backfield under Terry Brennan.

He scouted for Calgary in the Canadian League the following season and took over as general manager of the Stampeders in late 1957. He remained with the Stampeders until moving to Minnesota in '64.

In 1968, he was on the first NFL negotiating committee that met with the Players' Association.

An avid tennis player, Finks and his wife Maxine have four sons—Jim, David, Dan and Tom. He is a native of Salem in south central Illinois about 70 miles east of St. Louis.

BEAR STAFFERS



GEORGE ARNESON
Stadium Operations



FRED CAITO
Trainer



RUDY CUSTER
Business



RAY EARLEY
Equipment



CLYDE EMRICH
Physical Coordinator



MITCH FRIEDMAN
Film



TED HARACZ
Public Relations



PAT McCASKEY
Public Relations



BILL McGRANE
Assistant to
General Manager



JIM PARMER
College Scouting



BILL TOBIN
Pro Scouting



JERRY VAINISI
Treasurer

NEILL ARMSTRONG Head Coach



was Armstrong from his end position who called the Oklahoma A&M signals—not the quarterback. A&M was a college football power during the 1943-46 Armstrong years going 21 games without a loss during that span and winning post-season games in the Cotton and Sugar bowls.

Following those collegiate triumphs, Armstrong was the Philadelphia Eagles' number one draft choice in 1947 as an offensive end and defensive back. In his five NFL seasons (1947-51), the Eagles played for the NFL championship three times winning in '48 (over the Chicago Cardinals 7-0) and 1949 (over the LA Rams 14-0).

Continuing his playing days until 1954 in the CFL with the Winnipeg Blue Bombers, Armstrong began his coaching career with a seven-year tour as an assistant at his Alma Mater Oklahoma State from 1955 to 1961.

His first coaching exposure to professional football came with the Houston Oilers teams of Frank "Pop" Ivy that were 17-11 in 1962 and 1963 in the Infant American Football League. The '62 Oilers advanced to the AFL championship where they fell in sudden death overtime 20-17 to the Dallas Texans.

In 1964, Armstrong left Houston for his first head coaching assignment at Edmonton in the CFL. During a six-year reign with the Eskimos, Armstrong led a once downfrowdy team into the Grey Cup playoffs three times.

Following the 1969 Canadian season, Armstrong shunned a collegiate administrator's position to join ex-CFL coaching rival and former Philadelphia-Winnipeg teammate Bud Grant with the Minnesota Vikings.

The Vikings were in the midst of their first Super Bowl drive when Armstrong joined them in November. In 1971, Grant named him Minnesota's defensive coordinator. Minnesota was the NFC Central Division playoff representative all but once (1972) in Armstrong's nine seasons there and won NFC titles in 1969, 1973, 1974 and 1976. Neill and his wife, Jane live in Lake Forest and have three children.

He's the type of man who puts his faith in right. He's a guy who's likely to shoulder someone else's mistake, but passes praises. He's a coach who plays by the rules and succeeds. He's the kind of man who can say "I just knew the Lord had something good in store for us today and nobody snickers."

Neill Ford Armstrong, 54 (3/9/26), is the kind of guy you'd want heading your side over the highs and lows that make up a 20-game football season Unshakable.

In his first two seasons as coach of the Chicago Bears, Armstrong has plotted his team through a series of emotional and physical obstacles to a 14-7 record in their last 21 games. Over the second half of the 1979 season, his Bears carried the NFL's best record—a 7-1 mark—into the Super Bowl tournament playoffs. It was Chicago's second playoff trip in three years . . . an Armstrong pace.

A competitor in playoffs after 12 of his 16 NFL seasons as player and coach, Armstrong has been in eight additional playoffs as his 27-year football career progressed through the collegiate, AFL, and CFL levels.

His third Bear team intends to host the NFL playoffs in Soldier Field. Since Armstrong took over as Chicago's head coach Feb. 16, 1978, after seven years as Minnesota Viking defensive coordinator, the Bears have risen from 22nd in the NFL in overall defense to 6th last year. They established their playoff credentials by allowing fewer points than all but two NFL teams.

A native of Tishomingo, population 2,663 off Highway 99 on the northern tip of Lake Texoma in southeast Oklahoma, Armstrong prepared himself for his coaching career as a standout athlete. After a spectacular career as a high school athlete, Armstrong earned All-America end honors at Oklahoma A&M (now Oklahoma State) and was recognized as one of the country's outstanding collegiate hurdlers.

Perhaps an indicator of his future profession, it

ASSISTANT COACHES

JERRY FREI OFFENSIVE LINE

The anonymity with which Bear offensive linemen have been treated when post season "all" teams are drawn up suggests perhaps their coach is Rodney Dangerfield.

Yet Jerry Frei (pron: fry), who begins his third season as the Chicago Bears offensive line coach, has produced a unit the envy of most teams in the League. The men who spring the sprinters take particular pride in the Club's ranking among the NFL's top five rushing teams the last two seasons.

A coach for 28 years, the 55-year-old Frei tutored the blocking corps at Denver and Tampa Bay before joining Neill Armstrong's Bear staff.

Frei was an offensive lineman as a collegian on the standout Wisconsin teams of 1942, 1946-47. Among his Badger teammates who would later star in the NFL were Elroy Hirsch, Pat Harder, and Don Kindt.

A native midwesterner who was born June 3, 1924 at Brooklyn, Wisc., Frei began his pro coaching career with the Broncos in 1972. He joined John McKay's first Buccaneer staff in 1976.

A 1948 graduate of Wisconsin, Frei spent 12 years as a collegiate assistant coach at the University of Oregon from 1955 through 1966.

He succeeded Len Casanova as the Ducks' head coach in 1967. Although Oregon compiled a 22-29-2 record during his five years as head coach, the Ducks' 1970 record of 6-4-1 was good for second place in the Pac-8. That finish remains Oregon's highest ever Pac-8 standing.

Twice during that 1970 season Frei was named "Coach of the Week" after the Ducks upset Southern Cal and Air Force. His first collegiate coaching experience came from 1952 to 1954 at Willamette University.



DALE HAAPT DEFENSIVE LINE

Steady improvement is something every teacher would like to see from his pupils. Same goes for coaching.

The year before Dale Haupt joined the Chicago Bear staff as defensive line coach, the Bears made just 27 sacks. That was 1977.

In 1978, Haupt's first season as a pro coach, the production rose to 40. It jumped again last season to 47. Those figures indicate steady, and perhaps spectacular improvement.

Haupt enters his third year with the Bears looking for another year of progress.

At Duke in 1977, Haupt spent 17 years coaching major college football. After six of those seasons, his teams went to bowl games.

Born April 12, 1929 at Manitowoc, WI, the three-time University of Wyoming letterman spent six years tutoring linemen in the Atlantic Coast Conference. His one year at Duke was preceded by a five-year stint at North Carolina (1972-76).

Wyoming's most valuable player as junior guard-linebacker in 1952, Haupt was the Cowboys' captain as a senior. A two-time all-conference pick, he played with the 1954 Green Bay Packers before entering the Army.

Discharged with the rank 1st Lt. in 1957, Haupt coached high school football (Apopka, FL; Casper, WY; and Daytona Beach, FL) for three years before teaching the college game.

Haupt began his college coaching career at Tennessee where he was head freshman coach from 1960-63. He joined the varsity staff at Iowa State (1964 & '65) for two seasons before a six-year tour at the University of Richmond (1966-71).

He coached in the 1968 and 1971 Tangerine Bowls, the 1972 and 1975 Peach Bowls, the 1973 Liberty Bowl, and the 1974 Astro-Bluebonnet Bowl.

Haupt holds a B.C. in education from Wyoming and a masters degree in education from East Carolina.



HANK KUHLMANN SPECIAL TEAMS-RUNNING BACKS

When you've spent all of your adult life in sports, you collect a lot of hardware—medals, trophies, plaques, pictures, watches and rings.

But there's a special spot in Hank Kuhlmann's Libertyville home for a football in the midst of that hardware. On it is painted the legend 'Bears 23, Jets 13, Nov. 18, 1979'. It's a game ball. It's special because it symbolizes respect of players.

Tutor of Chicago's running backs and special teams for the past two seasons, Kuhlmann's charges annually rank among the NFL leaders as the Bears remain one of football's top rushing teams. Chicago has also blocked 14 kicks in the last two seasons.

After three years helping shake down Notre Dame thunder on collegiate opponents, Kuhlmann (pron: kool-man) returned to National Football Conference Central Division warfare in 1978.

Kuhlmann, 42, guided the Notre Dame running backs and special teamers as the Fighting Irish won the national collegiate championship in 1977—his third season on Dan Devine's staff.

Born Oct. 5, 1937 at St. Louis, Kuhlmann got his first exposure to the National Football League from 1972 to 1974 as tutor of the Green Bay Packer special teams.

A two sport all-Big Eight athlete as a running back and baseball catcher at the University of Missouri, Kuhlmann began his coaching career at his alma mater in 1963. For six of nine seasons, he was offensive backfield coach.



JIM LaRUE SECONDARY COACH

Bear secondary coach Jim LaRue has what one might call a tough act to follow as he begins his third season on Neill Armstrong's Chicago coaching staff. Last year his pass defenders snatched 29 interceptions to lead the National Football Conference in steals.

A coaches' coach with 10 of his former quarterbacks in the business, LaRue joined the Bears after two seasons on the offensive staff of the Buffalo Bills. Prior to entering the NFL in 1975, he was an assistant coach at six major colleges and a successful head coach at the University of Arizona.

Leader of the Wildcats for eight seasons from 1959 to 1966, the LaRue coached Arizona team posted a 41-37-2 record, compiled a 8-1-1 mark as an independent in 1961, and won a share of the WAC title in 1964. The 8-1-1 mark is the best one-year record in Arizona football history.

A two-way halfback in college at Carson-Newman, Duke, and Maryland during the WWII years, LaRue is a Duke mathematics graduate who holds a master's degree in education from Maryland. He played in three bowl games as a collegian including the classic 1945 Duke-Alabama Sugar Bowl. Drafted by the professionals twice, LaRue opted for coaching and teaching.

LaRue, born August 11, 1925 in Clinton, OK, was athletic director and head coach at Bainbridge Naval Training Center in 1952 and 1953.



KEN MEYER OFFENSIVE COORDINATOR

There's an old axiom of the entertainment business that says you're only as good as your last performance.

Bears 42, Cardinals 6, Dec. 16, 1979.

Curtain call Ken Meyer, Offensive Coordinator, Chicago Bears.

Actually, while the Bears 1979 finale at Soldier Field did leave them dancing in the aisles, the Bears enter the 1980 season more optimistic than ever about their Division title chances in part due to their best offensive year in over a decade. Always strong rushers, the Bears produced a balanced 17 scores by the run and 16 via the air and cut interceptions from 28 to 16 last year.

Head coach of the San Francisco 49ers in 1977 and a pro coach for the past 13 years, Meyer directed the potent Los Angeles offense from 1973 to 1978 as the Rams racked up four successive division championships.

A coach since 1950 when he started his career in the Ohio high school



system, Meyer was head offensive coach under Paul (Bear) Bryant of Alabama from 1963 through 1967. There, led by quarterbacks Joe Namath, Steve Sloan, and Ken Stabler, the Crimson Tide played in five successive bowl games.

Meyer began his pro coaching career as Dick Nolan's backfield coach at San Francisco in 1968. He joined Weeb Ewbank's New York Jet staff the following year as top offensive assistant and was with the Jets for four seasons.

In 1977, the 49ers finished with wins in five of their last nine games, but could not overcome a 0-5 start.

Meyer, who holds a masters degree from Ohio State, was born July 14, 1926 at Erie, PA. He attended high school in Ashtabula Harbor, OH.

TED PLUMB RECEIVERS COACH

It's not surprising attention to detail is a long suit of Ted Plumb—coach. As a collegiate receiver at Baylor, Plumb modeled his play after Raymond Berry, the man who elevated the art of route running and catching footballs to a textbook science. Berry was Plumb's spring tutor for three years at Baylor.

The newest addition to Neill Armstrong's staff, Plumb joined the Bears in January to begin his seventh season in the pro coaching ranks. The 40-year-old Plumb will be working with Bear receivers.

Joining the Chicago staff after three seasons each with the Atlanta Falcons and New York Giants, Plumb has been a coach for the past 16 years. He started his NFL coaching career on the staff of Bill Arnsparger in New York working with the offensive backfield from 1974 to '76. Plumb joined Leeman Bennet with the Falcons as quarterback-receiver coach for the '77 season.

A college teammate of former Bear star Ronnie Bull, Plumb played on Baylor Bear teams that earned bowl invitations in 1960 (Gator) and 1961 (Gotham) where they split with Utah State (24-9) and Florida (12-13). Baylor's 1960 record of 8-3 has been equalled but not surpassed.

He returned to Texas in '68 to join the staff at Texas Christian University for two seasons and followed those years with stints at Tulsa (1971) and Kansas (1972-73).

Raised in northern California, Plumb was born 8/20/39 at Reno, NV.



JAMES (BUDDY) RYAN DEFENSIVE COORDINATOR

On reputation, football men expect the Chicago Bears to play tough defense. After all, it was the Bears who pounded enough lumps around the National Football League in the '60's to earn a Black and Blue nickname for an entire Division—the NFC Central.

After a long hibernation, the Bears are back among the toughest defenses in football. Coordinating the Chicago defenses for head coach Neill Armstrong (himself a defensive architect) is Buddy Ryan—entering his third year with the Club.

Under the Armstrong-Ryan combine, the Bears have risen from 22nd in the League in overall defense, to 9th in '78 and 6th last year. Only two other NFL teams surrendered fewer points than last season's Bears (249).

One of the few coaches to have been to Super Bowls with two different teams, Ryan, 46, also tutors the Chicago linebackers—a crew that has been completely reshaped in the last two years.

A 12-year veteran NFL defensive coach, Ryan was the Minnesota Vikings line coach for two seasons prior to joining the Bears in 1978 and was the first assistant hired by Armstrong.

Ryan, like Armstrong, is a graduate of Oklahoma State. From 1968 through 1975, he was on the defensive staff of the New York Jets under Hall of Fame coach, Weeb Ewbank.

He has been to the Super Bowl as an assistant coach twice—winning with the Jets in 1969 and losing with the Vikings in the 1977 game.

He began his coaching career at the University of Buffalo as defensive coordinator from 1961 to 1965. Ryan was also defensive coordinator at Vanderbilt (1966) and at the University of the Pacific (1967) before joining the Jets.

Ryan was born Feb. 17, 1934 at Frederick, OK.



VETERAN BIOGRAPHIES

TED ALBRECHT


T-G 6-4 250

California

4th Year

Joined Bears: 1977, D-1

Born: 10/8/54, Harvey, IL



PROFESSIONAL: Has started last 27 consecutive games as LT and 43 of last 44 . . . has started all but two games in career . . . last miss was 10/1/78 vs Oakland with foot sprain . . . hospitalized with mono at mid-season last year but did not miss a start . . . gave up sacks in only three '79 games . . . got game ball from (11/4/79) 35-7 victory over Detroit . . . first round '77 draft pick . . . fifth offensive lineman picked . . . consensus all-rookie pick that year . . . voted Bear rookie Brian Piccolo Award . . . got first pro start as guard . . . started career on KO return team.

COLLEGIATE: Started 33 games at right tackle for Golden Bears . . . teammate of cancer stricken QB Joe Roth . . . saw first guard action in four post-season bowl games . . . two-time all-Pac 8, all-Coast pick . . . only Cal player to win two team awards—the Brick Muller (most valuable lineman) and the Andy Smith (playing time leader) . . . ran 40 in :04.8 as collegian . . . played in

North-South, East-West, Hula and Japan Bowls.

PERSONAL: Given name Theodore Carl Albrecht (pron: all-brekt) . . . married 4/19 (LuJean) . . . among strongest of Bear offensive starters: bench 450, squat 550, power 300 . . . suburban Deerfield home owner . . . director and founder (1978) of Shriners' "Teddy Bear Club for Kids" . . . quarter host of several hospital Christmas parties in '79—Children's Rehab Institute, Carmelite Home for Abused and Abandoned Children . . . family moved from Chicago to Valejo, CA, when Ted was four . . . five-sport Valejo High athlete with enough catching skills to attract Chicago White Sox attention . . . interested in community projects, cooking, German beer . . . is Chicago spokesman on 1980 United Way commercial . . . purchased 40 Prep Nite II tickets for youth project . . . switched major from business to sociology after junior year.

Albrecht's Pro Stats

Total Games 45 all Chicago: 1977 (14), 1978 (15), 1979 (16).

TONY ARDIZZONE

C 6-3 240

Northwestern

2nd Year

Joined Bears: 1979, FA

Born: 12/19/56, LaGrange, IL



PROFESSIONAL: Played in all 16 games in rookie season last year on special teams . . . only action from scrimmage came in last quarter of Detroit blowout (35-7) in Soldier Field . . . has seen practice time as guard . . . caused fumble on kickoff coverage team in St. Louis blowout (42-6) . . . signed by Bears as free agent 1/3/79 . . . sixth round Detroit pick in '78 . . . switched from tackle to center by Lions . . . waived by Detroit 8/25/78.

COLLEGIATE: Three-year letterman . . . two-year tackle starter for Wildcats . . . second-team all-Big Ten as senior . . . NU's most efficient offensive lineman in '77 . . . received N-Club's Achievement Award . . . Illinois State Collegiate Powerlifting (242 pounds) in '76 . . . second at 275 in '78.

PERSONAL: Given name Anthony Allen Ardizzone (pron: ard-is-own-ee) . . . prepped at Westchester (IL) St. Joseph's High earning letters in track (shot), wrestling, & football as two-way tackle . . . has BA in economics.

Ardizzone's Pro Stats

Total Games 16 all Chicago: 1979 (16).

BOB AVELLINI**QB 6-2 210****Maryland****6th Year****Joined Bears: 1975, D-6a****Born: 8/28/53, Queens, NY**

PROFESSIONAL: Made 42 consecutive starts as Bear QB before yielding to Mike Phipps 11/12/78 . . . started three October games last season after Vince Evans was hospitalized . . . made seven appearances in '79 . . . owns 47 career starts in which Bears are 23-24 . . . has never missed a game with an injury . . . start string was NFC's longest when it ended . . . threw first Bear playoff TD pass since 1946 at Dallas hitting Steve Schubert for 34 yards in '77 . . . QB rating of 61.7 in '77 is Bears best since 1969 . . . righthanded, dropback passer who has thrown for over 200 yards 11 times as a pro . . . joins Luckman, Blanda, Lujack, Wade, Bukich and Concannon as only Bears to have thrown for over 2,000 yards in a season . . . trimmed 15 pounds from playing weight following '76 season . . . four QBs taken ahead of him in '75 draft—Steve Bartkowski (Falcons), Gary Scheide (Bengals), Steve Grogan (Patriots), and Dave Humm (Raiders).

COLLEGIATE: Led Terps to 8-3 record, first undisputed Atlantic Coast Conference championship as senior . . . two Bowls (Liberty, Peach) in his three seasons . . . injuries (hip, knee) hampered junior season . . . career stats 231 of 394 (58.5%); 3,232 yards; 15 TDs . . . set numerous ACC and Maryland records . . . passed for 314 yards in first college start as sophomore (Duke, 21 of 31) . . . impressed Bears in Senior Bowl . . . college baseball shortstop/pitcher.

PERSONAL: Given name Robert Hayden Avellini (pro: ave-AH-lee-nee) resides in suburban Northbrook . . . works in sales for Midland Paper during the offseason . . . avid golfer . . . honor roll student at Maryland in business administration . . . captained football, basketball teams at New Hyde Park Memorial High . . . Fellowship of Christian Athletes member . . . is volunteer to YMCA Big Brother program . . . honorary director of Les Turner ALS Foundation.

Avellini's Pro Stats

Passing	Gms.	Att.	Com.	Pct.	Yds.	Int.	TDs	Rating	Rush	Yds.	Avg.	TD
1979 Bears	7	51	27	52.9	310	3	2	59.9	3	10	3.3	0
1978 Bears	13	264	141	53.4	1718	16	5	54.6	34	54	1.6	2
1977 Bears	14	293	154	52.6	2004	18	11	61.7	37	109	2.9	1
1976 Bears	14	271	118	43.5	1580	15	8	49.7	18	58	3.2	1
1975 Bears	8	126	67	53.2	942	11	6	57.3	4	-3	-0.8	1
Career	56	1005	507	50.4	6554	63	32	56.7	96	228	2.8	5

Long Pass: at Detroit 11/24/77, 75t to Walter Payton.

Top Percentage: at Detroit 9/17/78, 75.0 (9-12-151).

Most Completions: at Green Bay 10/8/78, 23 (23-37-224).

Most Attempts: vs Saints 10/2/77, 38 (18-38-235).

Most Yards: at Detroit 11/24/77, 260 (14-21-260).

Most TD Passes: 3, three times: last vs Rams 10/10/77 (11-17-219).

BRIAN BASCHNAGEL
Joined Bears: 1976, D-3

WR-KR 6-0 184**Ohio St.****5th Year****Born: 1/8/54, Kingston, NY**

PROFESSIONAL: Enters '80s off top pro year . . . led team in yardage by receptions with 452 . . . caught first pro TD pass (54 yards) from Walter Payton 10/21/79 at Minnesota . . . started last 11 games and playoff as flanker after Golden Richards' injury . . . has comeback from injuries twice—right knee ('78) and left ankle ('77) . . . owns 29 career starts . . . led Bear kickoff return men in first three seasons, second last year . . . exceptional special teamer . . . led NFL in KOR yards as rookie with 754 . . . set Bear record with 8 KORs at Houston 11/6/77 . . . was special teams captain as rookie . . . plays on all five teams . . . voted Bears' Piccolo Award by veterans after rookie season . . . second unit PFWA all-rookie pick . . . got game ball from '77 Viking victory . . . began Bear career as cornerback . . . second Chicago pick in '76 draft.

COLLEGIATE: Two-time academic all-America as wing back at Ohio State . . . played in four Rose Bowls . . . made 670 yards rushing at OSU, 794 receiving,

406 returning kickoffs and 167 returning punts . . . had 7.8 yard career rushing average . . . from Woody Hayes: "I've never coached a more willing athlete" . . . played in last College All-Star game (Pittsburgh 24-0), Hula Bowl, Japan Bowl.

PERSONAL: Given name Brian Dale Baschnagel (pron: bash-nay-gull) . . . was Rhodes candidate . . . NCAA and Football Foundation Hall of Fame Scholar-Athlete . . . working on post-graduate degree in accounting at OSU during offseason . . . eyes CPA . . . received OSU Sullivan Pacesetter Award . . . worked for Pittsburgh Pirate PR department in summer 1973 . . . attended 19 different schools between first and 12th grades . . . graduated from Pittsburgh North Allegheny High where as prep all-America gained 450 yards in one game . . . donated time to Big Brothers, Multiple Sclerosis Society . . . has B.A. in finance.

Baschnagel's Pro Stats

	Gms.	Rec.	Yds.	TD	PR	Yds.	TD	KOR	Yds.	Avg.	TD
1979 Bears	16	30	452	2	0	0	0	12	260	21.6	0
1978 Bears	16	2	29	0	1	2	0	20	455	22.7	0
1977 Bears	10	4	50	0	3	54	0	23	557	24.2	1
1976 Bears	14	13	226	0	2	2	0	29	754	26.0	0
Career	56	49	757	2	6	58	0	84	2026	24.1	1

Rushing: 1976, 1 for -12; 1977, 1 for 0; 1978, 1 for 0. Passing: 1977, 0 for 1; 1979, 0 for 1.

Long Catch: vs Broncos 12/12/76, 58 from Bob Avellini.

Most Caught: 4, two times: last vs Lions 11/22/79 (4-65).

Most Yds Rec: vs Vikings 10/21/79, 104 (4-104).

Long KOR: vs Falcons 10/23/77, 84t (5-162).


Most KORs: at Houston 11/6/77, 8 (8-185).

Most Yds KORs: at Houston 11/6/77, 185 (8-185).

Long PR: vs Chiefs 11/13/77, 42 (1-42).

LYNN BODEN G 6-5 263
Joined Bears: 1979, FA

South Dakota St. 6th Year
Born: 6/5/53, Stromsburg, NE



PROFESSIONAL: Saw action at both guard spots in first year as Bear . . . signed with Club as free agent (8/29/79) after four years as Detroit regular . . . had arthroscopic surgery on left knee cartilage in January, had medial cartilage removed 3/24/79 . . . made 55 Lion starts . . . was starting LG in first two years, RG in last two with Detroit . . . broke into starting lineup 3rd game rookie season . . . was 13th player selected in '75 draft (nine spots after Payton) . . . consensus all-rookie pick that season.

COLLEGIATE: Co-captain as senior . . . most valuable lineman in North Central Conference . . . all-America . . . played in last College All-Star game where he teamed with Walter Payton, Mike Hartenstein and Virgil Livers.

PERSONAL: Given name Lynn Ray Boden . . . (pro: Bo-DEAN) . . . married (Mary) . . . resides in Omaha during off-season . . . has real estate license . . . has partnership in small oil and gas company which leases on land in Oklahoma

and Kansas . . . father operates farm near near Osceola, NE . . . prep standout at Osceola High . . . B.S. degree in physical education.

Boden's Pro Stats

Total Games 67: Lions 1975 (14); Lions 1976 (14); Lions 1977 (13); Lions 1978 (16); Bears 1979 (10). Recovered 1 fumble, 1975; 1 KOR for 14 yards, 1977.

FUTURE SUPER BOWLS

Super Bowl XV
Super Bowl XVI
Super Bowl XVII

Jan. 25, 1981
Jan. 24, 1982
Jan. 30, 1983

Superdome, New Orleans
Silverdome, Pontiac
Rose Bowl, Pasadena

GARY CAMPBELL LB 6-1 220 Colorado 4th Year
Joined Bears: 1977, FA Born: 3/4/52, Honolulu, HI



PROFESSIONAL: Leads Bear linebacking corps in consecutive starts with 32 ... took over starting RLB job from Waymond Bryant in '78 training camp ... has not missed a game with Bears since joining Club as free agent for '77 training camp ... notched first sack on Ken Stabler 10/1/78, interception off Jeff Komlo 11/4/79 ... got Bear chance after failures with Steelers and Calgary in 1976 ... was 10th round Pittsburgh pick but waived early in training camp.

COLLEGIATE: Three-year letterman at RB and LB ... set freshman rushing record (598 yards) and played RB in first two varsity seasons ... scored TD in 20-14 '72 upset of Oklahoma ... was redshirted in '73 after requesting shift to defense after sophomore ... led team in tackles in '75 in only full season on defense ... was AP and UPI All-Big Eight 1st team ... played in Hula and Japan Bowls.

PERSONAL: Given name Gary Kalani Campbell ... nickname Soupy ... married (Jennifer) ... named daughter born 8/7/78 Kealialohiokalani Audrey ... first name means My Shining Princess from Heaven ... middle name for the Campbell's friend Audrey Meadows ... resides in NW suburban Schaumburg ... into psycho-cybernetics and meditation ... prepped at Honolulu St. Louis High participating in football and track—hurdles, long jump, triple jump ... has B.S. in education.

Campbell's Pro Stats

	Inter.	Yds.	TD	Tkls/ Solo	Fum. Rec.	Pass Def.	Force Fum.	Tkls/ Loss	Sacks -Yds.	Gms.
1979 Bears	1	32	0	92/63	1	2	1	2/2	4/22	16
1978 Bears	0	0	0	110/82	2	6	3	5/11	3/25	16
1977 Bears	0	0	0	20/14	0	0	0	0/0	0/0	14
Career	1	32	0	222/159	3	8	4	7/13	7/47	46

MIKE COBB TE 6-5 243 Michigan State 4th Year
Joined Bears: 1978, T-Cincy Born: 12/10/55, Youngstown, O.



PROFESSIONAL: Started 15 of 16 games last season ... missed starting Detroit's upset because of left knee injury ... had arthroscopic surgery in January to correct minor cartilage problem ... set up third of four Bear TDs at SF with 38-yard catch from Phipps ... suffered partial separation of left shoulder hindering performance in first season as Bear ... obtained by Chicago in exchange for fourth round draft choice from Bengals 8/22/78 ... excellent blocker ... first TE and 22nd player selected in '77 draft.

COLLEGIATE: Four-year starter at Michigan State ... caught 32 passes during his collegiate career for 418 yards and three touchdowns ... had 15 receptions for 170 yards and 2 TDs as a senior on his way to earning first-team all-Big 10 honors ... voted MSU's outstanding lineman as a senior despite missing 6½ games.

PERSONAL: Given name Michael (NMI) Cobb ... attended Youngstown (OH) North High ... all-city, all-state in football ... school MVP in both football and basketball ... cousin and high school teammate of Seattle running back Sherman Smith ... majored in Criminal Justice at MSU ... spent off-season on weights at Halas Hall.

Cobb's Pro Stats

	Rec.	Yds.	Avg.	TD	KOR	Yds.	Avg.	TD	Gms.
1979 Bears	6	91	15.2	0	0	0	0.0	0	16
1978 Bears	1	7	7.0	0	0	0	0.0	0	13
1977 Bengals	0	0	0.0	0	1	15	15.0	0	13
Career	7	98	14.0	0	1	15	15.0	0	42

Most caught: 2 at Minnesota 10/21/79 (2-32)

Most yards: 38 at San Francisco 10/28/79 (1-38)

ROBIN EARL
Joined Bears: 1977, D-3

TE 6-5 240

Washington 4th Year
Born: 3/18/55, Boise, ID



PROFESSIONAL: Hobbled through '79 season with dislocated toe, sprained foot, pulled stomach muscle . . . Bears have been winners in 4 of his 5 fullback starts . . . was starter at FB when Walter Payton set NFL record 11/20/77 of 275 yards vs Vikings . . . missed three games with foot injury last year—the first misses of his career . . . had career high 74 yards on ground in 7-0 victory at Buffalo last season . . . was third tight end in 3-TE goal line offense . . . good blocker, receiver . . . only pro TD came in 12-9 overtime win vs Giants that sent Bears into '77 playoffs (4-yd run) . . . trimmed weight from 259 at time of '77 draft . . . third player taken by Bears that May . . . backup punter . . . good special teamer.

COLLEGIATE: Second leading rusher in Huskie history behind Hugh McElhenny with 2,351 yards . . . was tight end as freshman . . . had 5.0 career rushing avg . . . five 100-yard games as senior, 11 in career . . . lost only 13 yards in 463 collegiate carries . . . had 169-yard game vs UCLA as junior . . . caught 33 passes for 380 yards . . . Washington co-captain . . . third in discus at Pac-8 meet . . . MVP of two senior all-star games.

PERSONAL: Given name Robin Daniel Earl . . . nickname BigBird, Truck . . . married (Cheri), four boys . . . resides in north suburban Riverwoods . . . works for Allied Display & Packaging during off-season . . . has donated time to Boy Scouting . . . all-State tailback at Kent (Wash.) Meridian High . . . was quarterback first two seasons . . . league MVP . . . recipient National Football Foundation Hall of Fame scholar-athlete award . . . Washington prep discus champion (192-7) . . . three-time basketball letterman . . . majored in business.

Earl's Pro Stats

Rushing	Att.	Yds.	Avg.	TD	Rec.	Yds.	Avg.	TD	Gms.
1979 Bears	35	132	3.8	0	8	56	7.0	0	13
1978 Bears	3	17	5.7	0	1	1	1.0	0	16
1977 Bears	56	233	4.2	1	6	32	5.3	0	14
Career	94	382	4.1	1	15	89	5.9	0	13

1977 KORs 2 for 28 yards; 1978 KORs 3 for 48 yards.

Long Rush: at Green Bay 10/30/77, 34 (7-60).

Most Yards: at Buffalo 10/7/79, 74 (17-74).

Most Atts: at Buffalo 10/7/79, 17 (17-74).

Long Catch: vs Chiefs 11/13/77, 20 from Bob Avellini.

Most Catches: at Houston 11/6/77, 3 (3-5).

Most Yards Rec: vs Buccaneers 9/30/79, 22 (2-22).

ALLAN ELLIS
Joined Bears: 1973, D-5

CB 5-10 177

UCLA 7th Year
Born: 8/19/51, Los Angeles, CA



PROFESSIONAL: Resumed outstanding career last season after missing 1½ seasons recovering from practice injury to left knee that included damage to bone, ligament and cartilage . . . missed 21 games on injured reserve list between '78 Pro Bowl appearance and 10/14/79 vs New England . . . started four of last five plus playoff at RCB . . . played in 70 consecutive games as LCB before injury . . . had interception in playoff loss to Eagles . . . snatched three in last four regular season games . . . stands 10th on all-time Bear interception list with 21 on career . . . got Pro Bowl nod following '77 season after two-year period in which he allowed just one TD pass, intercepted 12 passes, broke up 24 others . . . second team all-NFC pick by UPI following '77 season.

COLLEGIATE: Three-year starter for Bruins . . . had outstanding '72 season with three thefts, 81 tackles, eight pass deflections . . . All-Pac 8 pick . . . UCLA defensive captain . . . got game ball after performance against Nebraska . . . long collegiate TD was 35-yard intercept return . . . played in North-South, Senior Bowl games.

PERSONAL: Given name Allan Delon Ellis . . . nickname Fast . . . resides during off-season in Chicago, working for U.S. Census Bureau . . . attended Compton (CA) Centennial High participating in football, basketball, and track . . . active in civic affairs . . . honorary director Les Turner ALS Foundation . . . has modeling portfolio . . . hobbies include tennis, music (sax) . . . majored in sociology.

Ellis' Pro Stats

Interceptions	No.	Yds.	TD	Tkls/Solo	Fum. Rec.	Pass Def.	Force Fum.	Tkls. Loss	Sack Yds.	Gms.
1979 Bears	3	67	0	19/18	0	1	0	2/5	0/0	8
1978 Bears										
1977 Bears	6	23	0	51/47	0	13	0	0/0	0/0	14
1976 Bears	6	47	1	64/58	0	11	1	0/0	0/0	14
1975 Bears	2	4	0	51/36	0	15	0	1/2	0/0	14
1974 Bears	3	32	0	96/80	0	4	0	0/0	0/0	14
1973 Bears	1	12	0	52/43	0	2	0	0/0	0/0	14
Career	21	185	1	333/282	0	46	1	3/7	0/0	78

Longest Interception Return: vs Lions at Pontiac 11/22/79, 24 (1-24).

Most Interceptions: two, three times: last at St. Louis 9/25/77, 2 for 4.

Most Solo Tackles: vs 49ers 11/17/74, 10.

Most Pass Deflections: at New Orleans 12/21/75, 5.

VINCE EVANS

QB 6-2 212

Southern Cal

4th Year

Joined Bears: 1977, D-6

Born: 6/14/55, Greensboro, NC



PROFESSIONAL: Faces comeback season this year after staph infection settled in hip causing month-long hospitalization (10/3-11/2) during which time body temperature reached danger levels several times . . . spent last 11 weeks of season on injured reserve list after starting in losses to Dallas, Miami, Tampa Bay . . . in relief of Mike Phipps 9/9 against Minnesota directed Bears from 3-7 deficit to 26-7 win to earn starting chance . . . accounted for all three Bear TDs (1 run, 2 passes) in 24-20 loss to Cowboys . . . became starting contender with 90.5 passer rating in 6 quarters of preseason play on stats reading 42-22-333-3 TDs, 1 int . . . 4 regular season TD passes covered 56, 64, 52 and 65 yards . . . only other QB experience was 14 plays in '78 . . . mobile righthander with strong arm . . . first two times he touched ball as a pro in preseason game with Cincy had KORs of 33, 51 yards . . . one '77 rush came after bobbled FG placement . . . Bears 4th pick in '77 draft as first player taken in 6th round.

COLLEGIATE: 1977 Rose Bowl (SC 14, Michigan 6) MVP . . . accounted for 26 TDs in three years . . . won SC's Teschke Award going to the team's most inspirational player . . . directed West team to Hula Bowl win . . . was 95 of 177 for 1,440 (53.6), 10 TDs as senior . . . Southern Cal tri-captain . . . started 17 of last 20 games at QB for Troy . . . started impressive senior season by directing Trojans to upset win (20-0) over Texas A&M in '76 Liberty Bowl running 10 times for 41 yards and completing 6 of 13 for 174 yards, one touchdown . . . transferred to SC from Los Angeles City College after freshman season . . . backed up Pat Hayden as soph . . . MVP at LACC as frosh with 1,628 yards total offense.

PERSONAL: Given name Vincent Tobias Evans . . . resides in Chicago during off-season . . . credits newly found QB development to rediscovery of Faith . . . does numerous charity appearances . . . was football, basketball star at Greensboro (NC) Benjamin L. Smith High . . . almost enrolled at North Carolina Central College . . . majored in speech communications at USC.

Evans' Pro Stats

Passing	Gms.	Att.	Com.	Pct.	Yds.	Int.	TDs	Rating	Rush	Yds.	Avg.	TDs
1979 Bears	4	63	32	50.8	508	5	4	66.1	12	72	6.0	1
1978 Bears	3	3	1	33.3	38	1	0	42.1	6	23	3.8	0
1977 Bears	7	0	0	0.0	0	0	0	0.0	1	0	0.0	0
Career	14	66	33	50.0	546	6	4	60.6	19	95	5.0	1

KORs: 1977, 13 for 253, 19.5 avg.

GARY FENCIK
Joined Bears: 1976, FA

S 6-1 192

Yale

5th Year

Born: 6/11/54, Chicago IL



PROFESSIONAL: Strong safety faces comeback season this fall after suffering tear of medial ligament in left knee in playoff loss at Philadelphia 12/23 . . . had surgery same day . . . also underwent left ankle surgery for basketball injury during offseason . . . tied for third (with teammate Terry Schmidt & others) among NFC interceptors with 6—a career high . . . named all-Pro PFWA, all-NFC Pro Football Weekly & Sporting News team . . . despite missing 2 September games with hyperextended left elbow, made over 100 tackles for third consecutive season . . . was NFL defensive player of week after 2 intercepts in 12/2 victory over Tampa Bay . . . got game ball for 2 intercept game vs Detroit 11/4 . . . also owns game balls from '78 Washington victory and '77 win at Tampa . . . had played in 44 and started 31 consecutive games before the elbow injury . . . got chance to start as free safety in '77 opener after injury to Doug Plank . . . made 2 starts at FS before switch to SS . . . made first pro interception off Joe Namath . . . was outstanding special teamer as rookie . . . Miami 10th round pick in '76 but illness/injury in training camp forced cut . . . signed with Bears as free agent 9/15/76.

COLLEGIATE: Set Yale record with 82 receptions for 1,435 yards, 7 TDs—since broken by John Spagnola . . . all-Ivy wide receiver in '75 with 42 catches for 729 yards, 3 TDs . . . held Yale records for game, season, career receiving . . . had 99-yard TD reception in '75 game with Princeton . . . caught 11 for 187 vs Harvard in '74 . . . had TD in East-West game.

PERSONAL: Given name John Gary Fencik (pron: fen-sick) . . . father is assistant principal of Barrington (IL) High . . . resides in Chicago . . . studying for master's in business during off-season . . . has vacationed in Kenya . . . took seminar from Howard Cosell as collegian . . . has interned as a mortgage banker . . . studies piano . . . captained Barrington High football, basketball teams . . . spent spring '75 studying in London . . . participated in Ford's PP&K program . . . has BA in history from Yale.

Fencik's Pro Stats

Interceptions	No.	Yds.	TD	Tkls/Solo	Fum. Rec.	Pass Def.	Force Fum.	Tkls. Loss	Sack -Yds.	Gms.
1979 Bears	6	31	0	103/73	1	9	0	4/16	0/0	14
1978 Bears	4	77	0	130/95	2	10	2	2/6	0/0	16
1977 Bears	4	33	0	133/93	0	7	1	6/18	0/0	14
1976 Bears	0	0	0	15/9	1	0	0	0/0	0/0	13
Career	14	141	0	381/270	4	26	3	12/40	0/0	57

Most Intercepts: 2 twice, last at Tampa Bay 12/2/79 (2-14).

Long Intercept: 59, at Washington 12/16/78 (1-59), off Joe Theismann.

WENTFORD GAINES
Joined Bears: 1978, FA

CB 6-0 185

Cincinnati

3rd Year

Born: 2/4/53, Anderson, SC



PROFESSIONAL: One of Bear nickel backs . . . has not missed a game since joining Club as free agent 10/4/78 . . . had key fumble recovery at Green Bay 12/9/79 that kept playoff hopes alive by leading to winning (15-14) Chicago FG . . . had arthroscopic cartilage surgery on left knee during off-season . . . notched first theft in second Bear game 10/16/78 off Craig Morton in Denver . . . saw action with Super Bowl champ Steelers at Buffalo in '78 opener . . . was under Pittsburgh contract on injured reserve during 1976 (hamstring) and 1977 (ankle) seasons . . . waived 9/5/78 to make room for RB Alvin Maxson . . . selected in 9th round of 1976 draft by Pittsburgh.

COLLEGIATE: Two-year defensive regular for Bearcats ('74 & '75) after transferring from Tennessee Tech where he ran high hurdles . . . also attended Ferrum (VA) JC.

PERSONAL: Given name Wentford Elijah Gaines . . . nickname Mumbo . . . worked in Chicago for U.S. Census Bureau during off-season . . . attended Anderson Westside High . . .

earned letters in football (3), basketball (2), and track (2) . . . State Champ in 180 lows :19.9 and long jump 21 . . . has B.A. in Community Health Services.

Gaines' Pro Stats

Interceptions	No.	Yds.	Tkls/Solo	Fum. Rec.	Pass Def.	Force Fum.	Tkls/Loss	Sack -Yds.	Gms.
1979 Bears	1	38	27/21	1	5	0	0/0	1/8	16
1978 Bears	1	0	27/23	0	4	0	0/0	0/0	1:11
Career	2	38	54/44	1	9	0	0/0	1/8	28

Most Solos: 8 vs Seahawks 11/5/78.

Most Tackles: 10 vs Seahawks 11/5/78.

Most KORs: 2 four times.

Long KOR: 37 at Minnesota 11/12/78 (2-55).

Kickoff Returns

Kickoff Returns	No.	Yds.	Avg.	TD
1979 Bears	0	0	0.0	0
1978 Bears	10	240	24.0	0
Career	10	240	24.0	0

KRIS HAINES WR-KR 5-11 180
Joined Bears: 1979, FA

Notre Dame 2nd Year
Born: 7/23/57, Akron, OH



PROFESSIONAL: Played in last two games of '79 season after signing with Bears as free agent 12/5/79 replacing WR Steve Schubert on 45-man roster . . . waived by Washington 9/4/79—two days after regular season opener . . . 9th round Redskin draft pick . . . caught one pass for 10 yards in '79 preseason play . . . will get punt return look in camp.

COLLEGIATE: Won five letters at Notre Dame—3 football, 2 track (:09.7, 100) . . . holds Irish records for average yards per catch for season (1979, 21.8) and career (21.4) . . . career stats show 63 catches for 1,350 yards and 7 TDs, long 57 . . . had game-winning catch versus Houston in '79 Cotton Bowl . . . best day was in '78 vs Southern Cal with 9 for 179.

PERSONAL: Given name David Kris Haines . . . has karate black belt . . . participated in PP&K as youth . . . father (Dave) was football coach at Sidney (OH) High where Kris set records for season rushing (1,407), season TDs (21), game rushing (307) and game TDs (5) . . . also lettered in basketball, track . . . hopes to find off-season sales job in Chicago area . . . was working as construction laborer in Hammond when signed by Bears . . . has BBA in business administration.

Haines' Pro Stats

Total Games 3: Washington 1979 (1); Bears 1979 (2).

DAN HAMPTON DE-DT 6-5 255
Joined Bears: 1979, D-la

Arkansas 2nd Year
Born: 9/19/57, Oklahoma City, OK



PROFESSIONAL: Consensus all-rookie pick after starting all 16 games at LDE last season . . . made first of five sacks on Bucs Doug Williams . . . was first rookie to start with Bear defense since '75 . . . had pair of sacks on Ron Jaworski in playoff defeat . . . tied for team lead with pair of fumble recoveries . . . caught 8 RBs behind the line . . . hampered by break of 4th metacarpal in left hand at midseason . . . improves weekly . . . 4th man selected in '79 draft behind LB Tom Cousineau (Bills), DT Mike Bell (Chiefs) & QB Jack Thompson (Bengals) . . . Bears obtained that draft spot plus TE Bobby Moore from Tampa Bay for DE Wally Chambers . . . voted Bear Piccolo Award.

COLLEGIATE: Coaches all-America pick after senior season for Razorbacks . . . won Houston Post SWC Defensive Player of Year Award as DT . . . four-time Arkansas letterman . . . twice all-SWC . . . had 18-sack senior season in non-passing conference . . . became starter in sophomore season . . . played in Senior, Fiesta, Orange & Cotton Bowls . . . made 32 tackles behind line in college career.

PERSONAL: Given name Daniel Oliver Hampton . . . married (Terry) . . . nickname Danimal . . . prep all-America at Jacksonville (AR) High . . . grew up on 42-acre farm near Cabot (AR)—23 miles from Little

Rock . . . was fifth grade version of Earl Campbell until 45-foot fall from tree broke both legs, arm and confined him to six months in wheelchair . . . took up music after accident—sax, drums, guitar . . . formed band "Sanctuary" . . . was playing sax in HS band (was 6-5, 235 as soph) when persuaded to try football again . . . upped weight from 240 to 260 and increased speed from :05.2 to 04.85 at Arkansas . . . described as explosive weight lifter: power clean 350, squat 550, bench 350 . . . had pet pig (Mork Pork) . . . mother (Joan, Father deceased) still lives on farm . . . worked on completing business degree during off-season.

Hampton's Pro Stats

	Int/ Yds.	Tkls/ Solo	Fum. Rec.	Pass Def.	Force Fum.	Tkls. Loss	Sack -Yds.	Gms.
1979 Bears	0/0	70/48	2	3	1	8/16	4.5/28	16

ROLAND HARPER RB 5-11½ 210 Louisiana Tech 5th Year Joined Bears: 1975, D-17 Born: 2/28/53, Seguin, TX



PROFESSIONAL: Taking aim at comeback-of-the-year honors this season after missing all of '79 season on injured reserve list . . . underwent two arthroscopic surgeries and one conventional in August, October, March for repair of anterior cruciate and medial ligaments and the medial cartilage of right knee . . . last contact was preseason finale at St. Louis 8/25/79 . . . had started 47 of last 50 . . . voted Chicago's pro athlete of '78 . . . has captained Bear offense in four of his first five seasons . . . seventh leading rusher in Bear history with 2,257—251 behind sixth place Bronko Nagurski . . . only five other Bears have topped his 144 (only trip over 100) rushing yards in one game—11/26/78 vs Bucs . . . just missed 1,000-yard mark in '78 but finished sixth among NFC players with 992 . . . led '76 Bears in receiving . . . missed three in late '77 with right knee . . . among the toughest Bears . . . punishing runner, blocker . . . number two rusher on Club all four seasons . . . awarded Bear MVP honor by NEA in '78 . . .

won '75 Brian Piccolo Award . . . has game balls from '75 Lion victory and '78 wins over Lions and Bucs . . . 420th (of 442 selected) player taken in the '75 draft.

COLLEGIATE: Second leading rusher in Tech history behind Charles (Quick Six) McDaniel with 1,949 yards (371 carries) . . . MVP after '74 Tech season as blocking back . . . voted most unselfish player in '74 . . . Tech 44-4 in his career, NCAA College Division Champs in '74 . . . had 5.3 rushing average . . . played in Pioneer, Grantland Rice, Camellia Bowls.

PERSONAL: Given name Roland Harper . . . nicknamed Bull . . . married (Alice, Tech majorette), twins—Roland and Noland, and daughter . . . resides in Gurnee during offseason . . . learning printing business in offseason . . . daily Bible reader . . . football captain, javelin thrower (197-2) at Captain Shreve

DURABILITY LEADERS

Player	1979	GAMES Cnscvl	Career	1979	STARTS Cnscvl	Career
T Ted Albrecht	16	27	45	16	27	43
LB Gary Campbell	16	46	46	16	32	33
DE Mike Hartenstein	16	74	74	16	41	71
T Dennis Lick	16	60	60	16	54	54
C Dan Neal	16	56	85	16	32	45
DT Jim Osborne	16	17	112	16	17	60
DT Alan Page	16	186	186	16	183	183
RB Walter Payton	16	69	73	16	63	67
S Doug Plank	16	19	69	16	18	58
CB Terry Schmidt	16	39	73	16	32	33
G Revie Sorey	16	74	74	16	46	55

High School . . . hobbies karate, leather crafts . . . volunteered time to Better Boys Foundation, Midwest Associate for Sickle Cell Anemia . . . other interests include International Order of Foresters, Hampton Scholarship Fund, Fellowship of Christian Athletes . . . has B.A. in recreation.

Harper's Pro Stats

Rushing	Att.	Yds.	Avg.	TD	Receiving	Yds.	Avg.	TD	Gms.
1979 Bears					placed on injured reserve 8/29				
1978 Bears	240	992	4.1	6	43	340	7.9	2	16
1977 Bears	120	457	3.8	0	19	142	7.5	0	11
1976 Bears	147	625	4.3	2	29	291	10.0	1	14
1975 Bears	100	453	4.5	1	27	191	7.1	0	13
Career	607	2,527	4.2	9	118	964	8.2	3	54

Kickoff Returns	No.	Yds.	Avg.	TD	Passes	Comp.	Yds.	Int.
1979 Bears					placed on injured reserve 8/29			
1978 Bears	0	0	0.0	0	1	0	0	1
1977 Bears	3	44	14.7	0	1	0	0	0
1976 Bears	6	119	19.8	0	0	0	0	0
1975 Bears	4	67	16.8	0	0	0	0	0
Career	13	230	17.7	0	2	0	0	1

Most rushes: 25 twice.

Most Yds Rushing: 144 vs Tampa Bay 11/26/78 (25-144).

Most TDs Rush: 1, last vs Seahawks 11/5/78.

Long Rush: 32 at Los Angeles 11/23/75 (18-84).

Most Caught: 8 at Los Angeles 10/17/76 (81).

Most Yds Rec: 81 at Los Angeles 10/17/76 (6).

Most TDs Rec: 1 four times, last vs Seahawks 11/5/78.

Long Catch: 39 at Seattle 12/5/76 from Bob Avellini.

Long KOR: 30 vs Broncos 12/12/76.

AL HARRIS DE 6-5 240 Joined Bears: 1979, D-1b

Arizona State 2nd Year Born: 12/32/56, Bangor, Maine



PROFESSIONAL: Spent first eight games of rookie season on injured reserve list after undergoing left knee cartilage surgery 7/28/79 . . . suffered injury in 1-on-1 blocking drill vs Atlanta's Warren Bryant . . . activated for last 8 games, saw action in four . . . notched first pro sack on Lions' Jeff Komlo . . . should be ready to go full speed this year . . . was ninth player selected in '79 draft—five picks after Bears took Dan Hampton.

COLLEGIATE: Consensus all-America pick and finalist for Lombardi & Outland Trophies after senior season with Sun Devils . . . first unanimous all-America pick in Arizona State history . . . all-WAC as junior . . . had 11 tackles in '78 Fiesta Bowl vs Penn State . . . was outstanding collegiate pass rusher with vertical jump of 33 inches . . . had 5 sacks, 5 hurries vs Cal in '78 . . . finished senior year with 19 sacks and 22 other tackles behind scrimmage.

PERSONAL: Given name Alfred Carl Harris . . . with father in Air Force, Al grew up in Maine, North Carolina, New Jersey, West Virginia, and Hawaii . . . finished senior season at Leilehua Valley High in Wahiawa, Hawaii . . . Hawaii player of year as senior . . . was basketball center, track long, triple jumper . . . blocked 11 shots in one basketball game . . . two-time two-sport captain . . . brother Tim is cager at Air Force Academy . . . cousin of Buccaneers' Ricky Bell . . . spent off-season working on degree in mass communications.

Harris' Pro Stats

	Tkls/Solo	Fum. Rec.	Pass Def.	Force Fum.	Tkls. Loss	Sack -Yds.	Gms.
1979 Bears	1/1	0	0	0	0/0	1/7	4

MIKE HARTENSTINE
Joined Bears: 1975, D-2

DE 6-3 243

Penn St.

6th Year

Born: 7/27/53, Allentown, PA



PROFESSIONAL: Enters '80 season off career high eight-sack year last season . . . has started 71 of 74 games of pro career and has never missed a game since joining the Club as second pick in '75 draft . . . has started last 41 consecutively . . . got game ball from 11/4/79 victory (35-7) over Detroit for 2 sack afternoon . . . had blocked PAT at Minnesota . . . made switch from left side in '78 training camp . . . among NFL's strongest defensive linemen . . . works 52 weeks a year on weights . . . received first game ball for performance in 12/10/78 Packer victory . . . '75 all-rookie consensus selection.

COLLEGIATE: NCAA-ABC defensive player of 1974, consensus all-America as 220-pound defensive tackle at Penn State . . . two-year regular, three-time letterman . . . 212 tackles, 15 sacks as starter . . . Lions 32-4 in his three seasons . . . played middle guard in '75 College All-Star game (Pitt 21-14) . . . also played in Sugar, Orange and Cotton Bowls.

PERSONAL: Given name Michael Albert Hartenstine (pron: heart-in-st-eye-ne) . . . married (Donna) . . . resides during off-season in north suburban Lake Bluff . . . all-State end-linebacker at Bethlehem (PA) Liberty High . . . also participated in basketball, track.

Hartenstine's Pro Stats

	Tkls/Solo	Fum. Rec.	Pass Def.	Force Fum.	Blk. Kick	Tkls. Loss	Sack -Yds.	Gms.
1979 Bears	60/40	1	1	1	1	4/10	8/74	16
1978 Bears	70/44	3	2	2	0	3/4	6/57	16
1977 Bears	55/34	3	4	1	0	2/10	1/0	14
+ 1976 Bears	86/56	3	5	1	0	6/15	3/32.5	14
* 1975 Bears	61/36	2	3	1	5/19	5/61	14	
Career	332/210	12	15	6	1	20/58	23/224.5	74

* Scored safety with 22-yard sack of Viking's Fran Tarkenton 10/27/75.

+ Scored touchdown on 12-yard lateral run at Dallas 10/24/76.

Most Solo Tackles: vs Broncos 12/12/76, 10.

Most Total Tackles: vs Broncos 12/12/76, 12.

Most Sacks: 2 twice, lost vs Lions 11/4/79 (2-18).

BRUCE HERRON **LB 6-2 220**
Joined Bears: 1978, FA

New Mexico

3rd Year

Born: 4/14/54, Victoria, TX



PROFESSIONAL: Bears 4th linebacker in 34 defenses . . . has not missed a game since joining Club 9/6/78 after last Miami cut . . . owns two game balls for punt blocks that led to winning touchdowns: 12/2/79 at Tampa Bay off Tom Blanchard and 11/19/78 vs Atlanta off John James . . . had fourth down, last possession sack on David Whitehurst to save (6-3) opening day victory over Green Bay . . . made first pro sack on Seattle's Jim Zorn . . . only starting assignment came at LLB 11/12/78 at Minnesota . . . spent '77 season on Dolphin injured reserve list with left knee surgery . . . seventh round Miami pick that season.

COLLEGIATE: Switched from WR to DE his junior year at New Mexico and had 9 QB sacks for 55 yards in losses in his last two seasons at UNM . . . earned WAC Defensive Player of the Week laurels when he blocked a punt that set up the tying FG, forced a fumble that set up the winning TD, and made 10 unassisted stops in

New Mexico's 36-30 win over San Jose State in 1976 . . . made 78 tackles including 41 solos as a senior for the Lobos . . . teammate of Steeler Robin Cole.

PERSONAL: Given name Bruce Wayne Herron . . . nickname Slugo . . . spent off-season working for census bureau in Chicago . . . prepped at Bloomington (TX) High . . . earned basketball letters and played WR, TE.

DT, QB and RB there . . . has B.S. in public relations.

Herron's Pro Stats

Interceptions	No.	Yds.	Tkls/Solo	Fum. Rec.	Pass Def.	Force Fum.	Blk. Kick	Tkls. Loss	Sack -Yds.	Gms.
+ 1979 Bears	0	0	28/18	0	1	0	1	0/0	1/8	16
1978 Bears	0	0	30/20	0	1	0	1	1/4	1/16	16
Career	0	0	58/38	0	2	0	2	1/4	2/24	32

+ One kickoff return for 0 yards.

TOM HICKS

Joined Bears: 1975, D-6B

LB 6-4 235

Illinois

5th Year

Born: 12/18/52, Oak Park, IL



PROFESSIONAL: Came back from '78 left knee surgery to win back starting MLB job and take home game balls from '79 victories over Rams (11/11, 27-23), Packers (12/9, 15-14) . . . set up pair of FGs in LA victory with interception, forced fumble on sack of Jeff Rutledge . . . had 2 interceptions at Green Bay, one returned 66 yards for 6 . . . started last eight games after recovering from flu . . . suffered the '78 season ending ligament injury vs Seattle 11/5/78 . . . had top pro game with 16 tackles in '77 playoff at Dallas . . . Bears went first eight Hicks starts without a loss . . . put on 10 pounds after giving up non-red meat diet in '78 . . . had blocked PAT at Denver 10/16/78 . . . made several big goal line plays in '77 playoff season—tackle vs Rams, interception vs Vikes . . . first assumed regular's role in '77 comeback vs KC . . . prior to that was passing down specialist . . . got game ball from '77 Viking win . . . spent first pro season on Bear physically unable to perform list due to collegiate shoulder injury

. . . Bears got rights to draft him trading RB Jim Harrison to Chargers.

COLLEGIATE: Three-time Illinois letterwinner . . . AP All-Big Ten choice . . . troubled by shoulder problems as soph, junior . . . had surgery '73 . . . totaled 274 tackles in three years, 116 as senior, MVP for defense . . . had two interceptions, three fumble recoveries in '74 . . . missed East-West, Hula Bowl games because of non-football related foot injury which required surgery.

PERSONAL: Given name Thomas Logan Hicks . . . nickname Tom . . . makes Chicago his year-round home . . . interests include United Cerebral Palsy, public broadcasting, Hutch Fund . . . all-state linebacker, all-conference cager at Villa Park (IL) Willowbrook High . . . has family art background . . . does some sketching himself . . . member National Rifleman's Association . . . made nine letters in football (3), basketball (3), baseball (3) . . . majored in marketing.

Hicks' Pro Stats

Interceptions	No.	Yds.	Tkls/Solo	Fum. Rec.	Pass Def.	Force Fum.	Blk. Kick	Tkls. Loss	Sacks -Yds.	Gms.
1979 Bears	3	85	74/48	2	2	1	0	2/5	0/0	15
1978 Bears	0	0	67/51	1	3	0	1	4/16	0/0	9
1977 Bears	1	9	45/29	0	1	0	0	2/3	0/0	12
1976 Bears	0	0	17/10	0	0	0	0	0/0	0/0	14
Career	4	94	203/138	3	6	1	1	8/24	0/0	50

Most Solos: 10, at Dallas 12/26/77 playoff
10, vs Lions 10/29/78.

Most Interceptions: 2, at Green Bay 12/9/79 (2-80).
Most Tackles Loss: 3, vs Lions 10/29/78 (3-11).

Most Total Tackles: 16, at Dallas 12/26/77 playoff.

"BEAR DOWN CHICAGO BEARS"

The lyrics to "Bear Down Chicago Bears", the Club's fight song since 1941 are:

"Bear Down, Chicago Bears, Make every play clear the way to victory: Bear Down, Chicago Bears, Put up a fight with a might so fearlessly. We'll never forget the way you thrilled the nation with your T-formation. Bear Down, Chicago Bears, and let them know why you're wearing the crown. You're the pride and joy of Illinois, Chicago Bears, Bear Down."

BLOCKED KICKS IN '79

The Bears were credited with seven blocked kicks last season: Alan Page (FG, PAT), Mike Hartenstein (PAT), Virgil Livers (FG), Bruce Herron (Punt), Mike Spivey (PAT), Tommy Hart (Punt).

NOAH JACKSON

G 6-2 265

Tampa

6th Year

Joined Bears: 1975, T-Colts

Born: 4/14/51, Jack. Bch., FL



PROFESSIONAL: Just missed making NFC Pro Bowl squad last season in voting by Conference coaches, players . . . got 50-game starting string snapped by left ankle injury forcing him to miss victory over Jets 11/18/79 . . . has started 70 of 74 possible games at LG for Bears since joining Club for '75 season . . . honorable mention to all-NFC squad by UPI after 1977-78 seasons . . . Bears obtained rights to sign Jackson from Baltimore for 1975 7th round pick . . . Colts' 7th round selection in '74 draft . . . Jackson was playing with Toronto Argonauts in CFL at time . . . played first 44 pro games in CFL over three seasons . . . one of few players to have started playoff games in both CFL, NFL.

COLLEGIATE: Gave up final season of eligibility at Tampa to sign with Argonauts after '71 season with RB Leon McQuay . . . small college all-America pick . . . played offensive guard and tackle, defensive tackle.

PERSONAL: Given name Noah Dale Jackson . . . nickname Buddha . . . married (Cheryl) . . . attended Jacksonville Beach Fletcher High . . . donated time to fight Sickle Cell Anemia . . . hobbies include travel, landscaping, golf (high 70s) . . . can dunk basketball . . . resides in Lake Forest during off-season.

Jackson's Pro Stats

Total games 115: Toronto Argonauts CaFL 1972 (14), Toronto 1973 (14), Toronto 1974 (16), Bears 1975 (14), Bears 1976 (12), Bears 1977 (14), Bears 1978 (16), Bears 1979 (15). Caught one pass for 17 yards vs Colts at Chicago 9/21/75. Scored TD on six-yard fumble return 1973.

DAN JIGGETTS

T 6-4 270

Harvard

5th Year

Joined Bears: 1976, D-6

Born: 3/10/54, Brooklyn, NY



PROFESSIONAL: Has played in last 44 consecutive games for Bears over past two seasons, mainly on special teams . . . only misses of career were first two of '77 with broken wrist . . . played RT on St. Louis game winning TD drive in '78 opener . . . Bears NFLPA player representative and second VP of Player Association . . . only starting assignment was in '76 preseason tilt at Tampa in four—tackle offense . . . Bears' fifth pick in '76 draft . . . can bench press 450 pounds.

COLLEGIATE: Three-time all-Ivy League pick . . . all-East as senior . . . Harvard's 102nd, but first Black, football captain . . . leader of first Harvard team to win outright Ivy title in '75 . . . shared crown in '74 . . . was also all-Ivy in track and field . . . was among national leaders in 35-pound weight throw with 62 feet . . . competed against Oxford-Cambridge track team in England . . . also threw hammer (189-10), discus (150) and shot (52-6).

PERSONAL: Given name Danny Marcellus Jiggetts (pron: jig-its) . . . learning international banking business at 1st National of Chicago during off-season . . . working on masters in business at U of Chicago . . . foster parents reside in Quogue, NY . . . attended Westhampton Beach (NY) High lettering and captaining the basketball, football and track teams . . . has donated time to United Cerebral Palsy, American Cancer Society, Boy Scouts, United Charities, Special Olympics, Hutch Fund, VA Hospitals, Chicago Heart Association . . . quarterhost for several area '79 Christmas parties—Children's Rehab Institute, Children's Memorial Hospital, Carmelite Home for Abused and Abandoned Children . . . hobbies include photography, political history, boating, Plato and Aristotle . . . can play sax . . . has B.A. in government.

Jiggetts' Pro Stats

Total games 58: Bears 1976 (14), Bears 1977 (12), Bears 1978 (16), Bears 1979 (16).

IMPORTANT NFL DATES

Aug. 2—Preseason Play Starts.
 Aug. 19—Cutdown to 60.
 Aug. 26—Cutdown to 50.
 Sept. 1—Cutdown to 45.
 Sept. 7—Bears Open 61st Season.
 Dec. 28—Wildcard Playoffs

Jan. 3-4—Divisional Playoffs.
 Jan. 11—Conference Championships.
 Jan. 25—Super Bowl XV @
 New Orleans with AFC team the visitors.
 Feb. 1—Pro Bowl @ Honolulu.

LEE KUNZ LB 6-2 225
 Joined Bears: 1979, D-7



in high jump (6-7), discus (179) ... participated in PP&K as youth ... spent off-season working on advanced degree in finance ... has BA in finance.

Nebraska 2nd Year
 Born: 4/21/57, Lakewood, CO

PROFESSIONAL: Got into all 16 games on special teams and saw scrimmage action in four as rookie ... plays all 3 linebacking spots ... made key 16-yard return of blocked punt at Tampa to one-yardline setting up first Bear TD in 14-0 win ... was sixth pick in '79 draft.

COLLEGIATE: Three-time Husker letterman ... academic all-America choice ... set Nebraska record with 159 tackles as junior weakside linebacker ... also led team with 130 as senior ... won track letters ... took Big 8 '77 discus title ... finished fourth at '79 Drake Relays with Nebraska record 192-foot toss ... high jumped 6-9 ... :04.7 in 40 ... was decathlon prospect ... made 26 tackles in Big 8 showdown with Oklahoma ... named ABC player of game for that performance.

PERSONAL: Given name Lee Roy Kunz (pron: koonz) ... is cousin of former Raider Terry Kunz ... prep star at Wheat Ridge (CO) High ... won state titles

Kunz's Pro Stats

	Tkls/Solo	Fum. Rec.	Pass Def.	Force Fum.	Blk. Kick	Tkls. Loss	Sack -Yds.	Gms.
1979 Bears	10/9	0	0	0	0	0/0	0/0	16

GREG LATTA TE 6-3 225
 Joined Bears: 1975, T-Colts



more season after making 10 grabs in first two college games ... '72 stats 13 catches, 2 TDs ... '73 10 for 151, 0 TD ... also played defense ... career high 6 for 63 '71 against Grambling.

PERSONAL: Given name Gregory Edwin Latta (pron: Lat-ah) ... married (Diane) ... resides in Roselle, IL during off-season ... donated time to Hampton Scholarship Fund ... quarterhost for several area '79 Christmas parties—Children's Rehab Institute, Children's Memorial Hospital, Carmelite Home for Abused and Abandoned Children ... participated in Ford's PP&K program ... all-New Jersey running back at

Morgan State 6th Year
 Born: 10/13/52, Newark, NJ

PROFESSIONAL: Had consecutive games streak snapped 11/18/79 by missing Jet victory with left ankle (practice) ... will attempt to win back starters' job this camp ... had made 44 consecutive starts in career until last season ... only starting assignments of '79 were in two-TE lineup Bears tried vs New England and at Detroit ... had four catches in 49er (28-27) victory sparking '79 playoff drive ... caught game winner vs Chiefs (28-27) with 3 seconds left that launched '77 playoff win streak ... also had '77 game winner vs LA (24-23) that earned game ball ... has started playoff games in NFL, WFL ... three TD catches vs Saints in '75 was one short of Club record ... Bears obtained rights to Latta 1/28/75 from Colts for 3rd, 7th round picks ... was drafted by both Leagues in '74—by Baltimore (8th) as LB, WFL Florida Blazers (10th) as TE ... sometimes wears glasses in games.

COLLEGIATE: Two-year regular at Morgan State ... injury shortened sophomore season after making 10 grabs in first two college games ... '72 stats 13 catches, 2 TDs ... '73 10 for 151, 0 TD ... also played defense ... career high 6 for 63 '71 against Grambling.

PERSONAL: Given name Gregory Edwin Latta (pron: Lat-ah) ... married (Diane) ... resides in Roselle, IL during off-season ... donated time to Hampton Scholarship Fund ... quarterhost for several area '79 Christmas parties—Children's Rehab Institute, Children's Memorial Hospital, Carmelite Home for Abused and Abandoned Children ... participated in Ford's PP&K program ... all-New Jersey running back at

Newark South Side High . . . member of track, captained football and basketball (twice) . . . studying for real estate license and hopes to combine that with career in recreation . . . has B.A. in business.

Latta's Pro Stats

	Receiving	Yds.	Avg.	TD	Gms.	Kickoff Returns	Yds.	Avg.	TDs
1979 Bears	15	131	8.7	0	16	1	8	8.0	0
1978 Bears	15	159	10.6	0	16	2	14	7.0	0
1977 Bears	26	335	12.9	4	14	0	0	0.0	0
1976 Bears	18	254	14.1	0	14	0	0	0.0	0
1975 Bears	16	202	12.6	3	14	0	0	0.0	0
Career	90	1,081	12.0	7	74	3	22	7.3	0
1974 Florida WFL	47	972	20.6	11	23	0	0	0.0	0

Long Catch: vs Lions at Chicago 9/12/76, 58 from Bob Avellini.

Most TD Catches: at New Orleans 12/21/75, 3 from Bob Avellini.

DENNIS LICK T 6-3 265
Joined Bears: 1976, D-1

Wisconsin 5th Season
Born: 4/26/54, Chicago, IL



PROFESSIONAL: Received honorable mention to UPI's all-NFC team for RT play last season . . . among offensive starters, second to Payton in consecutive starts with 54 . . . has not missed a game with Bears since joining team for '76 season . . . cracked starting lineup halfway through rookie season . . . bruising run blocker . . . second team all-NFC in '78 . . . owns game ball from 10/30/77 GB win as Bears rushed for 375 . . . made first start at LT . . . first offensive lineman and eighth player taken in '76 draft . . . Bears got that selecting position from Detroit for a 3rd round pick and exchange of first round positions.

COLLEGIATE: Two-time consensus all-America pick and four year regular at Wisconsin . . . missed last three games of junior season with surgical left knee injury . . . played in Hula, East-West and Japan Bowls.

PERSONAL: Given name Dennis Allen Lick . . . married (Sherry), one son . . . resides in north suburban Northbrook . . . prepped at Chicago's St. Rita High and is active in alumni affairs there . . . Mustangs won City Prep championships at Soldier Field in '70-'71 . . . national prep lineman of 1971 . . . charity visits include Childhood Cancer Research, Hutch Fund, VA hospitals . . . investments include rock concerts . . . has started art collection that includes original painting by Leroy Neiman, Andrew Wyeth and Joseph Burlini metal works . . . majored in sociology.

Lick's Pro Stats

Total games 60 all Chicago: 1976 (14), 1977 (14), 1978 (16), 1979 (16).

VIRGIL LIVERS CB 5-8½ 183
Joined Bears: 1975, D-4

Western Kentucky 6th Year
Born: 3/26/52, Bardstown, KY



PROFESSIONAL: NFL's shortest defensive regular . . . missed three of season's last five games with thigh and back bruises . . . key figure in two '79 victories: blocked potential tying FG try vs Packers in 6-3 win, set up game winning TD with fourth quarter interception vs Rams . . . got first pro game ball from the Green Bay win . . . has made 60 starts as Bears RCB . . . only misses prior to '79 were three in '78 after groin injury and subsequent surgery . . . had Staubach interception (int. for Golden Richards) in '77 playoff . . . as PR man has only 2 fair catches in 88 punts . . . set NFL record (since broken) as rookie with 42 PRs without a fair catch . . . had 73 consecutive returns before popping FC signal twice at Detroit 11/24/77 . . . led '77 Bears with 16 passes broken up . . . owns 2 TDs via theft . . . set Bear records as rookie with 42 returns and 456 yards . . . set College All-Star game record with 88-yard PR for TD against Steelers . . . that was last collegiate TD of that summer classic . . . runs .04 4 . . . third Bear pick in '75 draft behind Payton, Hartenstein.



PERSONAL: Given name Willie Edward McCleendon married (Susan) during off-season won football, basketball, track letters at Brunswick Glynn Academy, captained football, basketball teams, ran .097 average.

COLLEGIATE: The '78 SEC Offensive player of Year broke 1942 Heisman Trophy winner Frank Sinkwich's 37-year old Georgia record rushing for 1,317 yards as senior. 22 career rushing TDs also set Georgia record. had best day vs Florida as junior rushing 10 times for 163 yards & 2 TDs. set SEC record with 8 consecutive 100-yard games. career figures show 443 runs for 2,233 yards, 5.3 average.

PROFESSIONAL: Played in all 16 games last season backing up Walter Payton and carried ball from scrimmage in 10. led Chicago rushers in jet victory with 54 yards on 8 carries. scored first pro TD at Miami. improving as receiver. made six catches last year—one more than entire Georgia career as rookie.

WILLIE MCCLENDON RB 6-1 205 Georgia 2nd Year
Joined Bears: 1979, D-3 Born: 9/13/57, Brunswick, Ga.

Long Punt Return: at Dallas 10/24/76, 51.
 Long Kickoff Return: at Los Angeles 11/23/75, 40.
 Most Solo Tackles: 8 three times.
 Most Pass Deflections: vs Lions 12/7/75, 4.

Long Interception Return: at San Diego 12/4/78, 60t off James Harris.
 Career

Interceptions	No.	Yds.	TD	Tkls/Solo	Rec.	Fum.	Pass	Del.	Fum.	Force	Blk.	Tkls.	Sacks	Gms.
1979 Bears	2	41	0	52/42	1	10	2	1	1	1	1	1/4	0/0	13
1978 Bears	3	86	1	61/55	1	9	1	1	1	1	1	0/0	0/0	14
1977 Bears	2	29	0	56/45	1	16	0	0	0	0	0	0/0	0/0	13
1976 Bears	3	34	0	53/47	0	20	2	2	0	0	0	0/0	0/0	14
1975 Bears	2	40	1	44/35	0	15	0	0	0	0	0	0/0	0/0	14
Career	12	230	2	266/224	3	60	5	5	2	2	2	2/8	0/0	68
Punt Returns	Alt.	Yds.	Avg.	FC	TD	Kickoff Returns	Alt.	Yds.	Avg.	TD				
1979 Bears	0	0	0.0	0	0	0	0	0	0.0	0	0	0	0	0
1978 Bears	10	31	3.1	0	0	0	0	0	0	0	0	0	0	0
1977 Bears	6	46	7.7	2	0	0	0	0	0	0	0	0	0	0
1976 Bears	28	205	7.3	0	0	0	0	0	0	0	0	0	0	0
1975 Bears	42	456	10.9	0	0	0	0	0	0	0	1	529	19.6	0
Career	86	738	8.6	2	0	0	28	543	19.4	0	1	543	19.6	0

Livers' Pro Stats

PERSONAL: Given name Virgil Chester Livers, Jr. (pron: Lie-vers) married (Linda), one son nicknamed Mighty Mouse for size, weight lifting strength (bench 290, military 235). resides in suburban Buffalo Grove during off-season working for U.S. Census Bureau. also completing master's degree requirements at Roosevelt University. began post-graduate study at WKU while teaching part-time. Dean's List student. carries Bible on road. has six sisters, one brother. hobbies include piano psychology.

... four-sport star at Nelson County (KY) High but only one year of football. has BS degree in education.

COLLEGIATE: From freshman walk-on to senior star at Western Kentucky. also track star with three letters (.09.4 100). basketball cheerleader as freshman. returned 50 (that's right) punts for 545 yards, 3 TD as senior. had 32.0 kickoff return mark. made nine career interceptions. all-Ohio Valley pick. OVC Defensive Player of the Year in '74. played in College All-Star (Pitt 21-14). Coaches All-America games. was President Alpha Phi Alpha Fraternity.

100 . . . extremely strong legs indicated by ability to squat 500 pounds . . . spent off-season completing degree requirements in industrial arts.

McClendon's Pro Stats

Rushing	No.	Yds.	Avg.	TD	Receiving	No.	Yds.	Avg.	TD
1979 Bears	37	160	4.3	1		6	27	4.5	0
Kickoff Returns	No.	Yds.	Avg.	TD					
1979 Bears	1	12	12.0	0					

Long Rush: 33, vs Jets 11/18/79 (8-54).
Long Reception: 13, at Miami 9/23/79 (2-7).

MARK MERRILL


LB 6-4 240

Minnesota

3rd Year

Joined Bears: 1979, FA

Born: 5/5/55, St. Paul, MN



PROFESSIONAL: Played in all nine games after signing with Bears as free agent 10/17/79 . . . selected by New York Jets in 2nd round of 1978 draft . . . waived by Jets 10/8/79 . . . started 4 games in '79, 4 in '78 with Jets . . . fourth linebacker and 31st player selected in 1978 draft.

COLLEGIATE: Three-year starter at defensive end . . . honorable mention Sporting News All-America and second team AP All-Big Ten as senior . . . played in East-West Shrine Game, Hall of Fame Classic and Challenge Bowl (Pac 10 vs. Big 10) . . . originally a tight end . . . dropped out of school after freshman year . . . came back a year later 20 pounds heavier and switched to DE . . . returned two blocked punts for TDs as a junior.

PERSONAL: Given name Mark Christopher Merrill . . . has Black Belt in judo . . . three-time Minnesota state judo champion . . . father, also a Black Belt, began teaching him nine years ago . . . four-sport standout at St. Paul (MN)

Kellogg High . . . strongest of Bear linebackers . . . resides in New Brighton, MN . . . has B.S. in business.

Merrill's Pro Stats

Inter.	No.	Yds.	Avg.	TD	Tkls/Solo	Fum. Rec.	Pass Def.	Force Fum.	Blk. Kick	Tkls/Loss	Sack -Yds.	Gms.
1979 Bears	0	0	0.0	0	2/1	0	0	0	0	0/0	0/0	9
1979 Jets	0	0	0.0	0	27/8	2	0	0	0	0/0	1/2	6
1978 Jets	0	0	0.0	0	80/38	0	2	0	0	0/0	0/0	16
Career	0	0	0.0	0	109/47	2	2	0	0	0/0	1/2	31

JERRY MEYERS

DE 6-4 253

Northern Illinois

5th Year

Joined Bears: 1976, D-15

Born: 2/21/54, Chicago, IL



PROFESSIONAL: Suffered left knee injury and had arthroscopic exam 10/8 after Buffalo victory . . . spent last nine weeks of season on injured reserve list . . . had top pro game of career vs Atlanta 11/19/78 with 14 tackles including a sack and 2 others behind scrimmage subbing at LE for Tommy Hart . . . owns three career starts—all at LT . . . has played all four down spots . . . realized boyhood dream scoring TD via blocked punt in '78 preseason opener vs Oakland . . . placed on waivers three times (8/24/76, 9/8/76, 8/26/79) by Bears—each time resigned . . . started '77 playoff clincher at NY Giants and made 10 tackles . . . Chicago's 11th pick in '76 draft.

COLLEGIATE: All-Mid-America conference pick and NIU defensive captain as senior . . . voted NIU's outstanding lineman in '74 . . . redshirted '72 . . . made 139 solo tackles, 16 sacks in last two seasons.

PERSONAL: Given name Jerry Edward Meyers . . . married (Diane), two sons, a daughter . . . attended Lakeview High on City's north side . . . resides in NW suburban Hoffman Estates . . . among strongest Bears with ability to deadlift 600 pounds . . . received '78 Red Cloud Grif Award succeeding

FS Doug Plank ('77) and SS Craig Clemons ... interests include Hutch Fund, United Charities, public broadcasting. ... parents reside in Des Plaines ... has B.S. in family services.

Meyers' Pro Stats

	Tkls/Solo	Fum. Rec.	Pass Def.	Force Fum.	Tkls/ Loss	Sacks -Yds.	Gms.
1979 Bears	2/0	0	0	0	0/0	0/0	6
1978 Bears	24/16	1	0	0	3/5	2/19	16
1977 Bears	27/21	0	1	1	0/0	1/7	13
1976 Bears	18/13	0	0	1	0/0	2/5 15	12
Career	71/50	1	1	2	3/5	5/5 41	47

Most Solo Tackles: 8 three times.

Most Total Tackles: vs Falcons 11/19/78, 14.

Most Sacks: 1, last vs Bucs 11/29/78.

JERRY MUCKENSTURM LB 6-4 220 Arkansas St. 5th Year Joined Bears: 1975, D-7 Born: 10/13/53, Belleville, IL



PROFESSIONAL: Third Bear LLB in 25 years (Joe Fortunato, 1955-66; Doug Buffone, 1967-78) ... captured starter's job from Buffone in '79 training camp ... led Bear tacklers last season with 111 ... had three sacks in 12/16/79 (42-6) win over St. Louis that clinched '79 playoff spot ... started '77 playoff clincher at NY as RLB for injured Waymond Bryant ... had fumble recovery at Buffalo 10/7/79 to set up only TD in 7-0 Bear win ... notched first career interception 10/28/79 off SF's Steve DeBerg ... made 5 starts over three seasons before winning regular's job ... had right knee surgery in '76 ... 6th player taken by Bears in '76 draft.

COLLEGIATE: Three-year regular as 215-pound outside backer at ASU ... Southland Conference player of the week three times ... bounced back from left knee surgery before senior season to lead team in tackles with 131 ... ASU 11-0 that year ... conference defensive player of year ... career stats: 338

tackles, 11 sacks, 7 interceptions, 1 TD.

PERSONAL: Given name Jerry Ray Muckensturm (pron: muck-in-sturm) ... nickname Muck ... married (Pam), one daughter ... brother Kevin was TE at ASU ... resides in Jonesboro, AR during off-season ... prepped at Althoff Catholic High lettering in three sports and earning all-St. Louis metro honors as senior ... has BS in physical education.

Muckensturm's Pro Stats

	No.	Yds.	Tkls/Solo	Fum. Rec.	Pass Def.	Force Fum.	Tkls. Loss	Sacks -Yds.	Gms.
Interceptions									
1979 Bears	1	5	111/69	2	1	1	0/0	3/14	16
+ 1978 Bears	0	0	30/18	0	0	0	0/0	0/0	16
1977 Bears	0	0	36/26	0	0	1	2/6	1/0	14
1976 Bears	0	0	12/5	0	0	0	0/0	0/0	13
Career	1	5	189/118	2	1	2	2/6	4/14	59

+ 1 KOR for 6 Yds, 11/5/78.

Most Solo Tackles: at Minnesota 10/21/79, 12.

Most Total Tackles: at Minnesota 10/21/79, 14.

Most Sacks: vs St. Louis 12/16/79, 3.

BEARS ON RADIO

All Bear games can be heard for the fourth year on WBBM Newsradio 78 (780kc) live with play-by-play description by Joe McConnell and analysis by Brad Palmer. Games are sandwiched around one-hour pre- and post-game shows.

DAN NEAL**Joined Bears: 1975, FA****C 6-4 255****Kentucky****8th Year****Born: 8/30/49, Corbin, KY**

Kentucky River 10 miles from Frankfort, Ky. . . . host of annual Blueberry Hill Festival on property in July . . . swam competitively for 10 years.

PROFESSIONAL: Figures he's just coming of age as NFL snapper . . . Bears regular center last 2 seasons . . . has not missed a game since joining Club as free agent 11/11/75 . . . enjoyed penalty-free '79 season . . . made 10 starts in '76, 3 in '75 replacing Dan Peiffer . . . got game ball from 11/26/78 win over Tampa Bay as Bears rushed for 251 . . . had right elbow surgery after '78 season . . . regular kick snapper . . . can also play guard . . . special teamer with Colts 1973-74 . . . 11th round Baltimore pick in '73.

COLLEGIATE: Two-year starter at Kentucky . . . offensive captain for Wildcats in '71 and '72 . . . played in '72 East-West game.

PERSONAL: Given name Thomas Daniel Neal . . . nickname Danny . . . married (Barbara) . . . played six football positions at Louisville Atherton High . . . was prep all-American, MVP . . . also lettered in swimming, basketball, track . . . homeowner in north suburban Deerfield . . . also has 5 acre plot and home on

Neal's Pro Stats

Total games 85: Baltimore 1973 (5), Baltimore 1974 (14), Bears 1975 (6), Bears 1976 (14), Bears 1977 (14), Bears 1978 (16), Bears 1979 (16).

JIM OSBORNE**Joined Bears: 1973, D-7b****DT 6-3 245****Southern****9th Year****Born: 9/7/49, Sylvania, GA**

children . . . resides in Olympia Fields, IL . . . hobbies billiards, music . . . switched offseason interest from tax accounting to marketing last year . . . attended Ft. Lauderdale (FL) Dillard High . . . active in community affairs . . . United Way worker . . . took up distance running last year . . . excellent leg strength, squats 525 . . . has BA in accounting.

PROFESSIONAL: Has played some of his best football since teaming with Alan Page as Chicago's starting DTs . . . in last 22 regular season games has made 14½ sacks . . . led Club last season with 10½—third time in 8 seasons in double figures and fourth year leading Bears (72-3-6-9) . . . posted 6th best League total of 15 sacks in '76 . . . hero of Bear 7-0 win at Buffalo last year by causing fumble that set up game's only TD . . . won game ball award from 9/19/76 (19-12) victory over 49ers for his three sacks . . . had key block of FG attempt in victory over St. Louis 9/3/78 . . . has missed only 4 of 116 games since joining Club for '72 season . . . winner of '72 Brian Piccolo Award.

COLLEGIATE: First Southern player selected for East-West Shrine game . . . also played in Coaches all-America game . . . two-way player for former Bear Harry Gunner . . . four-time letterman . . . NAIA all-America.

PERSONAL: Given name James Henry Osborne . . . married (Emma), two children . . . resides in Olympia Fields, IL . . . hobbies billiards, music . . . switched offseason interest from tax accounting to marketing last year . . . attended Ft. Lauderdale (FL) Dillard High . . . active in community affairs . . . United Way worker . . . took up distance running last year . . . excellent leg strength, squats 525 . . . has BA in accounting.

Osborne's Pro Stats

	Tkls/Solo	Fum. Rec.	Pass Def.	Force Fum.	Tkls. Loss	Sacks -Yds.	Gms.
1979 Bears	66/54	2	1	0	10/34	10.5/79	16
1978 Bears	50/37	0	2	1	2/3	4/34	15
1977 Bears	49/32	0	0	0	7/26	4/26	13
1976 Bears	79/59	0	2	2	7/14	15/129	14
1975 Bears	47/34	0	0	3	2/5	7/62	12
1974 Bears	91/67	0	1	1	0/0	3/30	14
1973 Bears	70/52	1	0	2	0/0	10/85	14
1972 Bears	82/54	2	0	0	1/1	5/18	14
Career	534/389	5	6	9	29/83	58.5/463	112

Most Sacks: vs Vikings 9/23/73, 4 for 37.

RETIRED NUMBERS

3	RB-T Bronko Nagurski	56	E Bill Hewitt
5	RB George McAfee	61	LB Bill George
28	RB Willie Galimore	66	C Bulldog Turner
41	RB Brian Piccolo	77	RB Red Grange
42	QB Sid Luckman		

ALAN PAGE DT 6-4 225
Joined Bears: 1978, W-Vikings

Notre Dame 14th Year
Born: 8/7/45, Canton, OH



PROFESSIONAL: First and only defensive player to win NFL MVP award (1971) ... in last 102 games has made 92½ sacks & blocked 18 (10 FGs, 8 PATs) kicks ... in 26 games since joining Bears on waivers from Minnesota 10/12/78 has notched 21½ sacks & blocked five kicks ... has started last 183 consecutive games at RT & played in all 186 since starting pro career in '67 ... has won two game balls as Bear: 9/9/79 vs Minnesota & 11/26/78 vs Tampa Bay ... has 2 3-sack days as Bear ... named with Joe Greene as DTs on all-star team of '70s by Football Digest ... made first pro start 10/8/67 (game 4) vs St. Louis ... has also started 16 playoff games and 4 Super Bowls (IV, VIII, IX, XI) ... shares Viking record for solo tackles with 109 (1977) ... after nine of his first 11 seasons was named All-Pro by either AP, UPI or both—an achievement duplicated by only two other defense linemen, Joe Greene & Gino Marchetti ... owns share of NFL record with 2 safeties in 1970 ... has played in 8 Pro Bowls (68-69-70-71-73-74-75-76) ... Pro FB Weekly Lineman of Year (1973) ... Vikings' second (RB Clint Jones) first round draft pick in '67.

COLLEGIATE: Consensus all-America DE at Notre Dame after 1966 (9-0-1; Michigan State 10-10) season ... Fighting Irish were 25-3-2 in his three seasons as regular ... '66 team posted six shutouts and 3.8 points per game on route to national championship.

PERSONAL: Given name Alan Cedric Page ... married (Diane), four children ... resides during off-season in Minneapolis practicing law ... graduate Minnesota law school ... passed Minnesota bar exam Feb. '79 ... hobbies include jogging (30-35 miles per week), cooking, antique cars ... believed to be only NFL player to have run a marathon: completed "Grandma's Marathon" at Duluth in 3:57.39 ... wife is running enthusiast ... prep all-America at Canton Central Catholic High ... undergraduate degree BA political science.


Page's Pro Stats

	Tkls/Solo	Fum. Rec.	Pass Def.	Force Fum.	Blk. Kick	Tkls. Loss	Sack -Yds.	Gms.
1979 Bears	74/49	1	1	0	2	4/16	10/122	16
*1978 Bears	50/35	0	3	2	4	2/3	11.5/94	6/10
1977 Vikings	129/109	1	—	2	1	—/—	12/—	14
1976 Vikings	127/104	2	—	5	5	—/—	20/—	14
1975 Vikings	120/80	—	—	7	2	—/—	14/—	14
1974 Vikings	—/—	—	—	6	2	—/—	14/—	14
1973 Vikings	—/—	1	—	—	2	—/—	11/—	14
1972 Vikings	—/—	—	—	—	—	—/—	—/—	14
1971 Vikings	—/—	3/8	—	—	—	—/—	—/—	14
1970 Vikings	—/—	7/77/11	—	—	—	—/—	—/—	14
1969 Vikings	—/—	1/13/11	—	—	—	—/—	—/—	14
1968 Vikings	—/—	2	—	—	—	—/—	—/—	14
1967 Vikings	—/—	3	—	—	—	—/—	—/—	14
Career	—/—	21-2 TDs	—	—	18	—/—	—/—	186

1970 one interception for 27 yards; 1971 two safeties.

*Does not include Minnesota 6-game figures.

BOB PARSONS P-TE 6-5 225 Penn State 9th Year
Joined Bears: 1972, D-5 Born: 6/29/50, Bethlehem, PA



PROFESSIONAL: Has punted football over 12 miles in six seasons as regular Bear kicker . . . led NFL in kicks placed inside opponents' 20-yardlines last season with 26 . . . 10 out inside the 10- . . . only 6 of 92 punts last season were touchbacks . . . received game ball for 9/2/79 (6-3) win over Green Bay . . . was back-up TE '72-'77 and started 11 games there . . . scored TD vs Atlanta in first pro game . . . owns Bear record for punts in a season with 99 in '76 . . . 38.1-yard career punt average in sixth highest in Club history . . . also owns game balls from wins over Detroit in '76 & '78 . . . named second-team all-NFC by UPI with 40.4 gross, 35.1 net averages in '77 . . . completed 7 of 11 passes from punt formation . . . drafted by Bears as quarterback.

COLLEGIATE: Penn State quarterback until switch to tight end as senior . . . led Nittany Lions that season with 30 catches for 489 yards, five TDs . . . college punting average of 40 yards . . . prior to Senior Bowl suffered dislocated shoulder, surgery after hit by teammate-to-be Craig Clemons.

PERSONAL: Given name Robert Herber Parsons . . . married (Nancy), two children . . . resides in Pen Argyl . . . conducts health evaluation programs . . . hobbies tennis, golf, basketball, bowling . . . has taught . . . attended Argyl (PA) Penn High participating in football, basketball, track, baseball and golf . . . active in civic affairs . . . has BS in physical education.

Parsons' Pro Stats

Pass Receiving	No.	Yds.	Avg.	TD	Punting	Yds.	Blk.	Avg.	In 20	Gms.
1979 Bears	0	0	0.0	0	92	3486	1	37.9	26	16
1978 Bears	0	0	0.0	0	96	3549	0	37.0	18	16
1977 Bears	0	0	0.0	0	80	3232	2	40.4	17	14
1976 Bears	1	9	9.0	0	99	3726	1	37.6	20	14
1975 Bears	13	184	14.2	1	93	3625	0	39.0	—	14
1974 Bears	2	9	4.5	1	90	3408	1	37.8	—	14
1973 Bears	2	23	11.5	1	4	106	0	26.5	—	14
1972 Bears	1	6	6.0	1	0	0	0	0.0	—	13
Career	19	231	12.2	4	554	21132	5	38.1	—	115

Passing	No.	Comp.	Yds.	TD	Rushing	Yds.	Avg.	TD
1979 Bears	2	1	22	0	0	0	0.0	0
1978 Bears	1	0	0	0	1	0	0.0	0
1977 Bears	4	4	61	0	0	0	0.0	0
1976 Bears	2	2	48	0	1	2	2.0	0
1975 Bears	1	0	0	0	0	0	0.0	0
1974 Bears	1	0	0	0	0	0	0.0	0
* 1973 Bears	0	0	0	0	2	2	1.0	0
1972 Bears	0	0	0	0	1	0	0.0	0
Career	11	7	131	0	5	4	0.8	0

*Also returned two kickoffs for 15 yards.

Long Punt: vs Lions 9/12/76, 62.

Most Punts: vs Broncos 12/12/76, 11 (32.5).

Best Avg: at Detroit 11/24/77, 51.5 (4-206).

Long Catch: at Detroit 10/12/75, 38 from Gary Huff.

Most Caught: vs Packers 11/9/75, 4 (for 55).

Most Yards: vs Packers 11/9/75, 55 (on 4).

RECENT NATIONAL TELEVISION RESULTS

1975: O 27 Vikings at Soldier Field, Minnesota 13-9; 1977: J 30 Jets at Canton, Bears 20-16; O 10 Rams at Soldier Field, Bears 24-23; N 24 Lions at Pontiac, Bears 31-14; D 26 Cowboys at Dallas, Dallas 37-7; 1978: S 25 Vikings at Soldier Field, Minnesota 24-20; O 16 Broncos at Denver, Denver 16-7; D 4 Chargers at San Diego, San Diego 40-7; D 16 Redskins at Washington, Bears 14-10; 1979: A 11 Saints at New Orleans, Bears 13-6; N 22 Lions at Pontiac, Detroit 20-0; D 23 Eagles at Philadelphia, Philadelphia 27-17.

WALTER PAYTON RB 5-10½ 204 Jackson State 6th Year
Joined Bears: 1975, D-1 Born 7/25/54, Columbia, MS



PROFESSIONAL: Owns 3 NFL, 20 Chicago Bear records after five seasons . . . won fourth consecutive NFC rushing title in '79 with 1,610 yards . . . 8th leading rusher in NFL history with 6,926 yards in just 73 games . . . has turned the 100-yard mark 34 (9 in '79) times keeping pace with Jim Brown's 100-yard production for the same number of games . . . owns 8,888 combined yards—second only in Bear record book to Gale Sayers' record 9,435 . . . needs 548 to break for 21st Chicago record . . . made 42 runs of 10 or more yards last season and 122 in last 3 . . . has started the last 63 consecutive games for Bears and played in last 69 . . . has posted 11 of top 16 rushing days in Chicago history . . . played last six '79 games with bruised shoulder . . . is third highest scorer in Club history with 378 points . . . is 11th on receiving chart with 155 catches . . . led NFL '77 rushers with 1,852—third highest total in history . . . youngest player to be voted NFL MVP at 23 in '77 . . . MVP of '78

Pro Bowl where he ran 13 times for 77 yards & game winning TD . . . has played in 73 of 74 games since joining Club . . . only miss was 10/19/75 against Steelers . . . won '75 NFL kickoff return title with 31.7 average. Owns 13 game balls: '75 Saints, Eagles; '76 49ers, Packers; '77 Rams, Packers, Chiefs, Vikings, Packers; '78 Cardinals; '79 Bills, Vikings . . . threw 54-yard TD pass to Brian Baschnagel at Minnesota this year.

POST-SEASON HONORS, GAMES: 1975—none (all-rookie runners Mike Thomas and Don Hardeman). **1976**—PFWA, AP all-Pro pick; Sporting News NFC Player of the Year; runner-up to Chuck Foreman NFL MVP by UPI; got 39 of possible 42 votes to UPI all-NFC team . . . started Pro Bowl game for NFC . . . Chicago Red Cloud Athlete of the Year. **1977**—UPI Athlete of the Year over baseball's Steve Carlton; NFL MVP by PFWA, NEA (Thorpe Trophy), Mutual Radio; AP, FB Digest, Sport Magazine NFL Player of the Year; AP NFL most valuable offensive player; UPI, Sporting News NFC Player of the Year; only unanimous choice to NFC Pro Bowl squad; leading vote getter to UPI all-NFC team . . . all pro-pick AP, UPI, NEA (top pick); Pro FB Weekly Offensive Player of Year; won Seagram's "Oscar" award for football & \$10,000 prize attached; in '77 divisional playoff rushed 19 for 60, 3 rec for 33, 3 KORs for 57. **1978**—All Pro pick NEA, PFWA; Pro Bowl starter; leading vote-getter to UPI all-NFC team. **1979**—Pro Bowl starter; all-pro-pick NEA; consensus all-NFC; in wildcard playoff rushed 16 for 67, 3 rec for 52, 2 TDs, had 84 yard run called back by "motion" penalty.

COLLEGIATE: Football Roundup College Player of the Year 1974 . . . leading scorer in NCAA history with 464 points . . . led nation with 160 points in 1973 . . . first running back, fourth player selected in '75 draft (behind Steve Bartkowski, Randy White, Ken Huff) . . . scored 66 touchdowns, rushed for 3,563 (6.1) yards, kicked five field goals and 53 PATs, caught 27 passes for 474 yards, had 39.0 punting average, 43.0

PAYTON'S 100-YARD GAMES

275 (40) vs Vikings 11/20/77	134 (25) @ New Orleans 12/12/75
205 (23) @ Green Bay 10/30/77	127 (23) @ Minnesota 11/12/78
192 (33) vs Chiefs 11/13/77	126 (24) vs Rams 10/10/77
183 (27) @ Seattle 12/5/76	125 (36) vs Packers 9/2/79
182 (23) vs Vikings 9/9/79	123 (27) vs Raiders 10/1/78
163 (32) vs Packers 12/11/77	122 (24) @ Minnesota 10/16/77
162 (23) @ San Francisco 10/28/79	115 (25) @ Green Bay 12/9/79
160 (23) vs Lions 9/18/77	113 (22) vs Lions 11/4/79
157 (22) @ Denver 10/16/78	111 (23) @ Minnesota 10/21/79
157 (33) vs Cardinals 12/16/79	110 (27) @ Green Bay 11/28/76
155 (39) @ Buffalo 10/7/79	109 (18) vs Packers 11/14/76
148 (28) @ San Francisco 9/19/76	109 (18) vs Seahawks 11/5/78
145 (27) @ Los Angeles 10/17/76	105 (23) @ San Francisco 11/16/75
141 (19) @ Minnesota 10/10/76	105 (27) vs Bucs 11/26/78
140 (19) vs Saints 10/2/77	104 (18) vs Redskins 10/3/76
137 (20) @ Detroit 11/24/77	101 (26) vs Cardinals 9/3/78
134 (22) @ Dallas 9/16/79	101 (33) @ Tampa Bay 12/4/77

NFL'S ALL-TIME TOP 20 RUSHERS											
All-Time Leading Rushers (including games through 12/16/79)											
Rank	Name, team	Yrs.	Gms.	Game	Att.	Yds.	Avg.	TD			
1	Jim Brown, Cleveland	9	118	104.3	2359	12312	5.2	106			
2	O.J. Simpson, Buffalo-San Francisco	11	135	83.2	2404	11236	4.7	61			
3	Jim Taylor, Green Bay-New Orleans	10	132	65.1	1941	8597	4.4	83			
4	Franko Harris, Pittsburgh	8	111	77.1	2012	8563	4.3	72			
5	Joe Perry, San Francisco	14	153	54.8	1739	8378	4.8	53			
6	Larry Csonka, Miami-N.Y. Giants-Miami	11	148	54.6	1891	8081	4.3	64			
7	Leroy Kelly, Cleveland	10	136	53.5	1727	7274	4.2	74			
8	Walter Payton, Chicago	5	73	94.9	1548	6926	4.5	52			
9	John Riggins, N.Y. Jets-Washington	9	111	61.5	1666	6822	4.1	49			
10	John Henry Johnson, S.F.-Det.-Pitt.-Hous.	13	143	47.6	1571	6803	4.3	48			
11	Lydell Mitchell, Baltimore-San Diego	8	107	60.9	1668	6518	3.9	30			
12	Floyd Little, Denver	9	117	54.0	1641	6323	3.8	43			
13	Don Perkins, Dallas	8	107	58.1	1500	6217	4.1	42			
14	Lawrence McCutcheon, Los Angeles	8	88	70.3	1435	6186	4.3	23			
15	Ken Willard, San Francisco-St. Louis	10	132	46.3	1622	6105	3.8	45			
16	Carvin Hill, Dallas-Washington-Cleveland	10	127	47.6	1447	6049	4.2	42			
17	Chuck Foreman, Minnesota	7	93	63.2	1529	5879	3.8	52			
18	Larry Brown, Washington	8	102	57.6	1530	5875	3.8	35			
19	Steve Van Buren, Philadelphia	8	83	70.6	1320	5860	4.3	69			
20	Bill Brown, Chicago-Minnesota	14	194	30.1	1649	5838	3.4	52			

Rushing											
Rank	Name	Yrs.	Gms.	Game	Att.	Yds.	Avg.	TD			
1	Jim Brown, Cleveland	9	118	104.3	2359	12312	5.2	106			
2	O.J. Simpson, Buffalo-San Francisco	11	135	83.2	2404	11236	4.7	61			
3	Jim Taylor, Green Bay-New Orleans	10	132	65.1	1941	8597	4.4	83			
4	Franko Harris, Pittsburgh	8	111	77.1	2012	8563	4.3	72			
5	Joe Perry, San Francisco	14	153	54.8	1739	8378	4.8	53			
6	Larry Csonka, Miami-N.Y. Giants-Miami	11	148	54.6	1891	8081	4.3	64			
7	Leroy Kelly, Cleveland	10	136	53.5	1727	7274	4.2	74			
8	Walter Payton, Chicago	5	73	94.9	1548	6926	4.5	52			
9	John Riggins, N.Y. Jets-Washington	9	111	61.5	1666	6822	4.1	49			
10	John Henry Johnson, S.F.-Det.-Pitt.-Hous.	13	143	47.6	1571	6803	4.3	48			
11	Lydell Mitchell, Baltimore-San Diego	8	107	60.9	1668	6518	3.9	30			
12	Floyd Little, Denver	9	117	54.0	1641	6323	3.8	43			
13	Don Perkins, Dallas	8	107	58.1	1500	6217	4.1	42			
14	Lawrence McCutcheon, Los Angeles	8	88	70.3	1435	6186	4.3	23			
15	Ken Willard, San Francisco-St. Louis	10	132	46.3	1622	6105	3.8	45			
16	Carvin Hill, Dallas-Washington-Cleveland	10	127	47.6	1447	6049	4.2	42			
17	Chuck Foreman, Minnesota	7	93	63.2	1529	5879	3.8	52			
18	Larry Brown, Washington	8	102	57.6	1530	5875	3.8	35			
19	Steve Van Buren, Philadelphia	8	83	70.6	1320	5860	4.3	69			
20	Bill Brown, Chicago-Minnesota	14	194	30.1	1649	5838	3.4	52			

Payton's Pro Stats

Rushing

Rank	Name	Yrs.	Gms.	Game	Att.	Yds.	Avg.	TD
1	Jim Brown, Cleveland	9	118	104.3	2359	12312	5.2	106
2	O.J. Simpson, Buffalo-San Francisco	11	135	83.2	2404	11236	4.7	61
3	Jim Taylor, Green Bay-New Orleans	10	132	65.1	1941	8597	4.4	83
4	Franko Harris, Pittsburgh	8	111	77.1	2012	8563	4.3	72
5	Joe Perry, San Francisco	14	153	54.8	1739	8378	4.8	53
6	Larry Csonka, Miami-N.Y. Giants-Miami	11	148	54.6	1891	8081	4.3	64
7	Leroy Kelly, Cleveland	10	136	53.5	1727	7274	4.2	74
8	Walter Payton, Chicago	5	73	94.9	1548	6926	4.5	52
9	John Riggins, N.Y. Jets-Washington	9	111	61.5	1666	6822	4.1	49
10	John Henry Johnson, S.F.-Det.-Pitt.-Hous.	13	143	47.6	1571	6803	4.3	48
11	Lydell Mitchell, Baltimore-San Diego	8	107	60.9	1668	6518	3.9	30
12	Floyd Little, Denver	9	117	54.0	1641	6323	3.8	43
13	Don Perkins, Dallas	8	107	58.1	1500	6217	4.1	42
14	Lawrence McCutcheon, Los Angeles	8	88	70.3	1435	6186	4.3	23
15	Ken Willard, San Francisco-St. Louis	10	132	46.3	1622	6105	3.8	45
16	Carvin Hill, Dallas-Washington-Cleveland	10	127	47.6	1447	6049	4.2	42
17	Chuck Foreman, Minnesota	7	93	63.2	1529	5879	3.8	52
18	Larry Brown, Washington	8	102	57.6	1530	5875	3.8	35
19	Steve Van Buren, Philadelphia	8	83	70.6	1320	5860	4.3	69
20	Bill Brown, Chicago-Minnesota	14	194	30.1	1649	5838	3.4	52

Kickoff Returns

Rank	Name	Yrs.	Gms.	Game	Att.	Yds.	Avg.	TD
1	Jim Brown, Cleveland	9	118	104.3	2359	12312	5.2	106
2	O.J. Simpson, Buffalo-San Francisco	11	135	83.2	2404	11236	4.7	61
3	Jim Taylor, Green Bay-New Orleans	10	132	65.1	1941	8597	4.4	83
4	Franko Harris, Pittsburgh	8	111	77.1	2012	8563	4.3	72
5	Joe Perry, San Francisco	14	153	54.8	1739	8378	4.8	53
6	Larry Csonka, Miami-N.Y. Giants-Miami	11	148	54.6	1891	8081	4.3	64
7	Leroy Kelly, Cleveland	10	136	53.5	1727	7274	4.2	74
8	Walter Payton, Chicago	5	73	94.9	1548	6926	4.5	52
9	John Riggins, N.Y. Jets-Washington	9	111	61.5	1666	6822	4.1	49
10	John Henry Johnson, S.F.-Det.-Pitt.-Hous.	13	143	47.6	1571	6803	4.3	48
11	Lydell Mitchell, Baltimore-San Diego	8	107	60.9	1668	6518	3.9	30
12	Floyd Little, Denver	9	117	54.0	1641	6323	3.8	43
13	Don Perkins, Dallas	8	107	58.1	1500	6217	4.1	42
14	Lawrence McCutcheon, Los Angeles	8	88	70.3	1435	6186	4.3	23
15	Ken Willard, San Francisco-St. Louis	10	132	46.3	1622	6105	3.8	45
16	Carvin Hill, Dallas-Washington-Cleveland	10	127	47.6	1447	6049	4.2	42
17	Chuck Foreman, Minnesota	7	93	63.2	1529	5879	3.8	52
18	Larry Brown, Washington	8	102	57.6	1530	5875	3.8	35
19	Steve Van Buren, Philadelphia	8	83	70.6	1320	5860	4.3	69
20	Bill Brown, Chicago-Minnesota	14	194	30.1	1649	5838	3.4	52

Passing

Rank	Name	Yrs.	Gms.	Game	Att.	Yds.	Avg.	TD
1	Jim Brown, Cleveland	9	118	104.3	2359	12312	5.2	106
2	O.J. Simpson, Buffalo-San Francisco	11	135	83.2	2404	11236	4.7	61
3	Jim Taylor, Green Bay-New Orleans	10	132	65.1	1941	8597	4.4	83
4	Franko Harris, Pittsburgh	8	111	77.1	2012	8563	4.3	72
5	Joe Perry, San Francisco	14	153	54.8	1739	8378	4.8	53
6	Larry Csonka, Miami-N.Y. Giants-Miami	11	148	54.6	1891	8081	4.3	64
7	Leroy Kelly, Cleveland	10	136	53.5	1727	7274	4.2	74
8	Walter Payton, Chicago	5	73	94.9	1548	6926	4.5	52
9	John Riggins, N.Y. Jets-Washington	9	111	61.5	1666	6822	4.1	49
10	John Henry Johnson, S.F.-Det.-Pitt.-Hous.	13	143	47.6	1571	6803	4.3	48
11	Lydell Mitchell, Baltimore-San Diego	8	107	60.9	1668	6518	3.9	30
12	Floyd Little, Denver	9	117	54.0	1641	6323	3.8	43
13	Don Perkins, Dallas	8	107	58.1	1500	6217	4.1	42
14	Lawrence McCutcheon, Los Angeles	8	88	70.3	1435	6186	4.3	23
15	Ken Willard, San Francisco-St. Louis	10	132	46.3	1622	6105	3.8	45
16	Carvin Hill, Dallas-Washington-Cleveland	10	127	47.6	1447	6049	4.2	42
17	Chuck Foreman, Minnesota	7	93	63.2	1529	5879	3.8	52
18	Larry Brown, Washington	8	102	57.6	1530	5875	3.8	35
19	Steve Van Buren, Philadelphia	8	83	70.6	1320	5860	4.3	69
20	Bill Brown, Chicago-Minnesota	14	194	30.1	1649	5838	3.4	52

Punting

Rank	Name	Yrs.	Gms.	Game	Att.	Yds.	Avg.	TD
1	Jim Brown, Cleveland	9	118	104.3	2359	12312	5.2	106
2	O.J. Simpson, Buffalo-San Francisco	11	135	83.2	2404	11236	4.7	61
3	Jim Taylor, Green Bay-New Orleans	10	132	65.1	1941	8597	4.4	83
4	Franko Harris, Pittsburgh	8	111	77.1	2012	8563	4.3	72
5	Joe Perry, San Francisco	14	153	54.8	1739	8378	4.8	53
6	Larry Csonka, Miami-N.Y. Giants-Miami	11	148	54.6	1891	8081	4.3	64
7	Leroy Kelly, Cleveland	10	136	53.5	1727	7274	4.2	74
8	Walter Payton, Chicago	5	73	94.9	1548	6926	4.5	52
9	John Riggins, N.Y. Jets-Washington	9	111	61.5	1666	6822	4.1	49
10	John Henry Johnson, S.F.-Det.-Pitt.-Hous.	13	143	47.6	1571	6803	4.3	48
11	Lydell Mitchell, Baltimore-San Diego	8	107	60.9	1668	6518	3.9	30
12	Floyd Little, Denver	9	117	54.0	1641	6323	3.8	43
13	Don Perkins, Dallas	8	107	58.1	1500	6217	4.1	42
14	Lawrence McCutcheon, Los Angeles	8	88	70.3	1435	6186	4.3	23
15	Ken Willard, San Francisco-St. Louis	10	132	46.3	1622	6105	3.8	45
16	Carvin Hill, Dallas-Washington-Cleveland	10	127	47.6	1447	6049	4.2	42
17	Chuck Foreman, Minnesota	7	93	63.2	1529	5879	3.8	52
18	Larry Brown, Washington	8	102	57.6	1530	5875	3.8	35
19	Steve Van Buren, Philadelphia	8	83	70.6	1320	5860	4.3	69
20	Bill Brown, Chicago-Minnesota	14	194	30.1	1649	5838	3.4	52

Education at Jackson State in 3½ years.

26-acre shopping center. commercial endorsements include Buick, RTA. received BA in special northern Mississippi. Lear jet, \$7 million 200-room Holiday Inn and convention center in Hattiesburg, MS

owns/has interest in antique Rolfs Royce, San Diego condominiums. 934 acres of timberland in

player in NFL with salary estimated at \$450,000 + per year. formed "Walter Payton Enterprises" last year

drums, privacy. biography *Sweetness* published in '78 by Contemporary Books. highest paid active

brother Eddie played in NFL, CFL. uncle is outstanding Viking RB Rickey Young. interests include

High but didn't start football until 11th grade. father deceased, mother (Alyne) resides in Columbia

600 + leg press reps, 300 military. finalist in soul train dance contest as collegian. attended Columbia

anti-youth alcoholism. Pccocio Research Fund, United Way. tremendous strength 390 bench press.

Association '78-'80, American Diabetes Association. also has aided Boy Scouts, March of Dimes

suburban Arlington Heights. active in many charities. honorary chairman Illinois Mental Health

PERSONAL: Given name Walter Jerry Payton. nickname Sweetness. married Connie. resides in

Sanfor Bowl games.

kickoff return average, hit 14 of 19 passes for 4 TDs. played in College All-Star (Pitt 21-14), East-West.

Payton Regular Season Rushing vs NFL

Opponents	Gms.	Att.	Yds.	Per Carry	Per Game	TDs.
Atlanta Falcons	3	67	189	2.8	63.0	1
Baltimore Colts	1	8	0	0.0	0.0	0
Buffalo Bills	1	39	155	4.0	155.0	1
Cincinnati Bengals	0	0	0	—	—	0
Cleveland Browns	0	0	0	—	—	0
Dallas Cowboys	2	39	175	4.5	87.5	1
Denver Broncos	2	36	206	5.7	103.0	1
Detroit Lions	10	202	805	4.0	80.5	8
Green Bay Packers	10	224	1095	4.9	109.5	8
Houston Oilers	1	18	79	4.4	79.0	0
Kansas City Chiefs	1	33	192	5.8	192.0	3
Los Angeles Rams	4	73	314	4.3	78.5	2
Miami Dolphins	2	22	69	3.1	34.5	1
Minnesota Vikings	10	219	1188	5.4	118.8	11
New England Patriots	1	15	42	2.8	42.0	0
New Orleans Saints	2	44	274	6.4	137.0	3
New York Giants	1	15	47	3.1	47.0	0
New York Jets	1	20	53	2.7	53.0	0
Oakland Raiders	2	63	220	3.5	110.0	3
Philadelphia Eagles	1	21	95	4.5	95.0	0
Pittsburgh Steelers	0	0	0	—	—	0
St. Louis Cardinals	4	87	352	4.0	88.0	5
San Diego Chargers	1	17	50	2.9	50.0	0
San Francisco 49ers	4	95	477	5.0	119.3	5
Seattle Seahawks	2	45	292	6.5	146.0	1
Tampa Bay Buccaneers	5	112	363	3.2	72.6	3
Washington Redskins	2	34	194	5.7	97.0	2
Totals	73	1548	6926	4.5	94.9	59

Walter Payton's Bear Records (Regular Season Games Only)

Scoring

- 1 Touchdowns lifetime, 63 (59-rush, 4 rec)

Combined yards

- 18 Attempts lifetime, 1721
19 Attempts season, 400, 1979 (NFL)
20 Attempts game, 41 10/7/79

Rushing

- 2 Attempts, lifetime, 1548 (1975-79)
3 Attempts, season, 369, 1979 (NFL)
4 Attempts, game, 40 11/20/77
5 Yards gained, lifetime, 6926 (1975-79)
6 Yards gained, season, 1852 1977
7 Yards gained, game, 275 11/20/77 (NFL)
8 Seasons 1,000 yards, 4 1976-79
9 Games 100+ yards, 34
10 Consecutive games 100+ yards, 5 11/13/77-12/11/77
11 Games 100+ season, 10 1977
12 Consecutive seasons 1000+ yards, 4 1976-79
13 Games 200+ season, 2 1977
14 Games 200+ lifetime, 2
15 Rushing touchdowns lifetime, 59 1975-79
16 Rushing touchdowns season, 14 1977, 1979 tie Sayers 1965
17 Consecutive games 1+ rushing TDs, 7 (10/3/76-11/14/76 tie Sayers 1969)

Payton's Non-Record Career Bests

Combined Yards: 300 (134r, 62c, 104 kor) @ Saints 12/21/75.
 Avg. Per Carry: 8.9 (23-205) @ Green Bay 10/30/77.
 Long Run: 76 @ Denver 10/16/78.
 Long Pass: 54t (to Brian Baschnagel) @ Minnesota 10/21/79.
 Long Catch: 75t (from Bob Avellini) @ Detroit 11/24/77.
 Long Punt: 39 vs Miami 11/2/75.
 Long Kickoff Return: 70 @ New Orleans 12/21/75.
 Most TDs Rush: 3, five times, last vs St. Louis 12/16/79.
 Most TDs Rec: 1, four times, last @ Minnesota 10/21/79.
 Most TDs Pass: 1 @ Minnesota 10/21/79.
 Most Catches: 7 vs Detroit 10/29/78.
 Most Yards Rec: 119 vs Detroit 10/29/78.
 Most KORs: 3 (57) @ Dallas 12/26/77 (Playoffs).
 Most Yards KORs: 104 (2) @ New Orleans 12/21/75.

LONNIE PERRIN

RB-K 6-1 225

Illinois

5th Year

Joined Bears: 1979, FA

Born: 2/3/52, Norfolk, VA



PROFESSIONAL: Signed with Bears 10/16/79 in time for last nine games of season . . . expected to contend for starting backfield spot in camp . . . made four starts in three seasons with Broncos . . . only NFL veteran who can kickoff and return kickoffs . . . finished Denver Career as 10th leading rusher in Bronco history . . . led Bronco runners in '79 and finished second in '77 . . . waived (8/27) in '79 Denver camp . . . signed (9/4) by Washington and played first four games of '79 season with Redskins . . . played in '78 Super Bowl . . . fifth round Bronco pick in '76.

COLLEGIATE: Plagued by injuries . . . rushed for 907 yards on 171 carries as senior . . . tied school record with 52-yard field goal . . . played in East-West Shrine game.

PERSONAL: Given name Lonnie (NMI) Perrin . . . one of the most highly recruited players to come out of the Washington D.C. area. McKinley High . . . participated in PP&K . . . resides in Denver during offseason . . . three hours short of B.S. degree from Illinois.

Perrin's Pro Stats

Rushing	Att.	Yds.	Avg.	TD	Receiving	Yds.	Avg.	TD	Gms.
1976 Broncos	37	118	3.2	2	4	35	8.8	0	14
1977 Broncos	110	456	4.1	3	6	106	17.8	1	14
1978 Broncos	108	455	4.2	4	10	54	5.4	1	16
1979 Redskins	2	4	2.0	0	0	0	0.0	0	4
1979 Bears	5	14	2.8	0	1	27	27.0	0	9
Career	262	1047	4.0	9	21	222	10.6	2	57
Kickoff Returns									
1976 Broncos	14	391	27.9	0					
1977 Broncos	3	72	24.0	0					
1978 Broncos	12	256	21.3	0					
1979 Redskins	3	73	24.3	0					
1979 Bears	1	13	13.0	0					
Career	33	805	24.4	0					

Recovered one fumble, 1976; recovered two fumbles, 1978.

MIKE PHIPPS

Joined Bears: 1977, T-Browns

Born: 11/19/47, Shelbyville, IN



PROFESSIONAL: Was 9-1 as Bear starter last year and 12-2 since joining Club for '77 season from Cleveland for 4th and 1st draft picks. Started last eight games of '79. Brought Club from 3-5 to 10-6 and playoff berth. Threw career... voted game ball 10/28/79 for tossing 48-yard TD pass to James Scott with 89 seconds left to beat 49ers 28-27. First QB to win game ball in at least five seasons. Suffered broken nose at Detroit 11/22/79 (Bubba Baker) one of 10 NFL starters to throw more TDs than interceptions last season. Started Cleveland opener vs Jets in '76 but suffered shoulder (right) separation late in third quarter to end playing time. Entered '76 off his best pro season broke Browns' nine-game losing string in '75 hitting 23 of 36 attempts for 298 yards and 2 TDs against Bengals. Had been plagued by a string of early Fall injuries at Cleveland. Started pro career as a third player selected in the 1970 draft with the Browns trading WR Paul Warfield to Miami to obtain pick. Was back up to Bill Nelson for first two seasons before taking number one job in 1972. ... up until the injury, had started all but six games.

COLLEGIATE: Purdue's quarterback for 27 games during which time the Boilermakers lost only five finished second in '69 Heisman Trophy voting. Set 24 Purdue and Big Ten records. Boilermakers MVP and captain as senior. Was first QB to engineer three Notre Dame defeats. All-America pick. 5,883 yards offense.

PERSONAL: Given name Michael Elston Phipps (pron: tips). Married (Carole), two sons, one daughter resides in Boca West, FL during off-season. Avoid bass fisherman and outdoorsman. Attended Columbus (IN) High. Has BS in industrial economics.

Phipps' Pro Stats

	Gms.	Alt.	Com.	Yds.	Pct.	TD	Int.	Rating	Rush	Yds.	Avg.
1970 Browns	14	60	29	529	48.3	1	5	50.2	11	94	8.5
1971 Browns	14	47	13	179	27.7	1	4	14.6	6	35	5.8
1972 Browns	14	305	144	1994	47.2	13	16	61.3	60	256	4.3
1973 Browns	14	299	148	1719	49.5	9	20	49.4	60	395	6.6
1974 Browns	14	256	117	1384	45.7	9	17	45.9	39	279	7.2
1975 Browns	14	313	162	1749	51.8	4	19	47.5	18	70	3.9
1976 Browns	2	37	20	146	54.1	3	0	90.6	4	26	6.5
1977 Bears	3	5	3	5	60.0	0	0	64.6	0	0	0.0
1978 Bears	6	83	44	465	53.0	2	10	38.0	13	34	2.6
1979 Bears	107	255	134	1435	49.0	9	8	69.7	27	51	1.9
Career	107	1660	814	9705	49.0	51	99	52.6	238	1240	5.2

Bear Staff Highs: Long Pass: 68 vs Rams 11/11/79 to Rickey Watts.

Top Percentage: 66.7 (12 of 18) vs Jets 11/18/79.

Most Completions: 18 (of 33) vs Cardinals 12/16/79.

Most Attempts: 33 (c18) vs Cardinals 12/16/79.

Most Yards: 239 (16-33) vs Rams 11/11/79.

Most TD Passes: 2 three times in 1979.

BEAR ALMA MATERS

(Based on the all-time roster 1920-79)

Illinois	38	Iowa	15	Southern Cal	9	Michigan	9
Notre Dame	34	Nebraska	13	Tennessee	9	LSU	7
Northwestern	22	Michigan State	12	Alabama	9	Oregon	7
Purdue	18	Stanford	11	Arkansas	11	Wake Forest	7
Ohio State	17	Indiana	10	Florida	10		
Wisconsin	17	Marquette	9	Kentucky	7		

DOUG PLANK FS 5-11½ 197 Ohio State 6th Year
 Joined Bears: 1975, D-12 Born: 3/4/53, Greensburg, PA



PROFESSIONAL: Has caused 14 fumbles in 5 seasons as regular free safety . . . 12th round pick who became instant regular at FS starting very first preseason game . . . made over 100 tackles last season for the third time in career . . . got game ball for interception at San Francisco with 41 seconds left to save 28-27 game that started Bear playoff surge . . . also owns game balls from '77 wins over LA, Tampa . . . has started 68 games including last 18 . . . went three seasons without a penalty until last December . . . broke up 6 passes, made 3 interceptions in last half of '79 . . . voted '77 Chicago Red Cloud Grif Award . . . made first pro interception off Roman Gabriel.

COLLEGIATE: Three-time Ohio State letterman but only five starts . . . Bucks 29-4-1 during his varsity days . . . had three interceptions as a senior . . . Buckeye tackle stats show 57 total tackles, 37 solos . . . played in three Rose Bowl games . . . sent Bucks to '74 Rose Bowl with game saving tackle on

one-foot line against Michigan (14-11).

PERSONAL: Given name Douglas Michael Plank . . . married (Nancy) . . . resides in suburban Buffalo Grove . . . the Planks did the Bears/NFL United Way TV commercial last season . . . popular banquet speaker . . . all-state running back at Irwin (PA) Norwin High . . . captained football, basketball, baseball teams there . . . has played all backfield positions . . . enjoys fishing . . . started home reconstruction business during off season . . . active in civic affairs, Fellowship of Christian Athletes . . . has BA in sociology (criminology).

Plank's Pro Stats

Interceptions	No.	Yds.	TD	Tkls/Solo	Fum. Rec.	Pass Def.	Force Fum.	Tkls. Loss	Sack -Yds.	Gms.
1979 Bears	3	33	0	108/72	1	7	4	1/1	0/0	16
1978 Bears	1	0	0	70/52	3	4	5	0/0	0/0	14
1977 Bears	4	32	0	71/43	0	4	0	2/2	1/14	11
1976 Bears	4	31	0	132/90	4	12	4	1/1	0/0	14
1975 Bears	2	50	0	123/74	0	8	1	3/4	1/10	14
Career	11	146	0	504/331	8	35	14	7/8	2/24	69

Punt Returns: 1975: 3 for 23 yards; 1977: 1 for 21 yards.

Most Interceptions: vs Rams 10/10/77, 2 (20).

Long Interception Return: vs Eagles 9/28/75, 29 off Roman Gabriel.

Most Solo Tackles: 10 twice, last 11/18/79 vs Jets.

Most Total Tackles: 14 twice, last 10/14/79 vs Patriots.

RON RYDALCH DT 6-4 260 Utah 6th Year
 Joined Bears: 1975, T-Jets Born: 1/1/52, Tooele, UT



PROFESSIONAL: Came back from left knee surgery last season to play in all 16 games . . . voted game ball after forcing fumble for safety on second half kickoff vs Vikings 9/9/79 . . . last start was 10/1/78 vs Oakland . . . injuries snapped consecutive RT start string at 19 in '78 . . . led 1977 sack production with 9½ . . . signed with Bears 11/25/75 after WFL folded . . . Bears acquired rights from Jets with RB Mike Adamle and draft choice for RB Carl Garrett 9/9/75 . . . played with Shreveport Steamer instead of reporting to Jets as 8th round pick in '74.

COLLEGIATE: Three-year starter at Utah . . . '73 co-captain, all-Western Athletic Conference pick . . . '73 WAC's Outstanding Lineman . . . played in Blue-Gray game.

PERSONAL: Given name Ronnie James Rydalch (pron: rye-dolch) . . . nick-name Griz . . . resides in Tooele (pron: twill-uh) during offseason . . . competed in Ford PP&K program . . . great strength: bench 400, power 300, squat 525 . . . hobbies include hunting,

snowmobiling . . . attended Tooele High participating in football, basketball, track (shot) . . . had 3.7 (of 4) GPA . . . has BS in business management.

Rydalch's Pro Stats

	Tkls/Solo	Fum. Rec.	Pass Def.	Force Fum.	Tkls. Loss	Sacks -Yds.	Gms.
1979 Bears	14/9	0	0	1	1/5	0/0	16
1978 Bears	25/16	0	1	1	3/5	2/20	11
1977 Bears	77/54	1	1	1	2/4	9.5/81	14
1976 Bears	70/53	1	0	1	3/6	7/51	13
1975 Bears	13/10	0	0	0	0/0	0/0	3
Career	199/142	2	2	4	9/20	18.5/152	57
1975 WFL Shreveport	39/25	1	0	1	2/9	1/12	5
1974 WFL Shreveport	91/56	2	1	3	3/13	2/14	20

Most Sacks: 2, five times last at Detroit 9/17/78.

Most Total Tackles: vs Broncos 12/21/76, 11.

Most Solos: 8, twice last at Giants 12/18/77.

TERRY SCHMIDT CB 6-0 177

Joined Bears: 1976, W-Saints

Ball State 7th Year

Born: 5/28/52, Columbus, IN



PROFESSIONAL: Shared Bear interception lead last season at six with SS Gary Fencik . . . cracked four-year TD drought with 20-yard return of interception off Detroit's Jeff Komlo . . . got game ball from 12/2/79 two theft performance at Tampa Bay (14-0) . . . has ball trophy from 9/3/78 (17-10) victory over St. Louis . . . led team in passes broken up with 18 last year . . . has started last 32 games at LCB . . . got starting chance through injury to Pro Bowler Allan Ellis five days before '78 opener . . . only other Bear start was in '77 as FS . . . awarded to Bears via waiver system 9/7/76 from Saints . . . 1974 all-rookie pick with Saints after making four interceptions in first five games . . . was New Orleans fifth round '74 draft pick.

COLLEGIATE: First Ball Stater to play in East-West Shrine game . . . Cardinals MVP as senior . . . Kodak, Football News All-America pick . . . had 13 interceptions in 3 varsity seasons at BSU . . . academic all-America pick . . .

member of collegiate student senate . . . was enrolled in science honors program . . . played in Coaches' All-America game.

PERSONAL: Given name Terry Richard Schmidt . . . married (Debbie Ann), two children . . . resides during off-season in San Jose, CA . . . participated in Ford's PP&K program . . . attended Columbus (IN) High earning all-state football honors twice also excelling in track and basketball . . . hopes to enter dental school . . . has BS in chemistry-biology.

Schmidt's Pro Stats

	No.	Yds.	TD	Tkls/Solo	Fum. Rec.	Pass Def.	Force Fum.	Tkls. Loss	Sacks -Yds.	Gms.
1979 Bears	6	44	1	44/32	0	18	1	0/0	0/0	16
1978 Bears	2	23	0	51/44	1	9	1	1/2	0/0	16
1977 Bears	0	0	0	10/5	0	1	0	0/0	0/0	10
1976 Bears	0	0	0	0/0	0	0	0	0/0	0/0	9
1975 Saints	1	37	0	27/0	3	11	—	—	—	13
1974 Saints	4	27	1	—	1	—	—	—	—	9
Career	13	131	2	132/91	5	39	2	1/2	0/0	73

PRs: 1975, 11 for 76. KORs: 1974, 1 for 23; 1975, 2 for 54.

Most Interceptions: 2, at Tampa Bay 12/2/79 (2-16).

Long Return: 37, 1975.

Most Tackles: 8, twice.

Most Passes Broken Up: 4 at San Francisco 10/28/79.

STEVE SCHUBERT WR 5-10 184 Massachusetts 7th Year

Born: 3/15/51, Brooklyn, NY

PROFESSIONAL: Missed playoff and final two regular season games with strained right knee. Has returned punt for touchdown in each of last three seasons. The "Stevie Wonder" of Bear special teams. 77-yard return vs Lions 11/4/79 contributed to that 35-7 rout. Had NFL's second best punt return average last season with 9.5. Owns more game balls (5) than wide receiver starts (3) in career—got two as a Patriot. Bear trophies from over Detroit 11/4/79 and Washington 12/16/78. 3 PHS for TDs equals Club record established by Scooter McLean. Also owns team record for fair catches (47). Had a 39-game string of consecutive appearances snapped by injury at New York 12/18/77. Signed with Bears as free agent 10/1/77. Originally inked by Chargers as free agent in '73 but played with New England (semi-pro) Colonials (38 catches for 682 yards) that season. Signed as FA with Pats for '74. First NFL reception a 21-yarder for TD against Vikings (NE 17-14) from Jim Plunkett. Missed last four games of '74 with knee injury.

COLLEGIATE: Three-year regular at U. Mass. Caught 51 passes for 989 yards, 11 TDs. All-New England, Kodak (small college) all-America as senior. MVP that season. Played in Boardwalk Bowl.

PERSONAL: Given name Steven William Schubert. Married (Sandy), two children. Lives in Manchester, NH. Member National Easter Seal Sports Council. Hobbies include furniture making, football, baseball, track, basketball star at Manchester Central High. Participated in Ford's PPK program. Sells for hotel chain during offseason, also conducts youth football camp. Has BS degree in Hotel and Restaurant Administration.

Schubert's Pro Stats

Receiving	Gms.	No.	Yds.	TD	PHS	Yds.	TD	KORs	Yds.
1979 Bears	14	2	29	0	25	238	1	2	45
1978 Bears	13	4	51	0	27	229	1	4	80
1977 Bears	13	8	119	0	31	291	1	0	0
1976 Bears	14	4	74	0	11	60	0	1	3
1975 Bears	12	5	68	0	6	33	0	9	146
1974 Patriots	10	1	21	1	3	15	0	5	112
Career	76	24	362	1	103	866	3	21	383

JAMES SCOTT WR 6-1 190

Henderson JC 5th Year
Born: 3/28/52, Longview, TX

PROFESSIONAL: Twelfth leading receiver in Bear history in catches (139). Only three Bears with better per catch yardage (17.7)—Ken Kavanaugh (22.4), Scooter McLean (21.7), Harlon Hill (20.4). Missed last six games plus playoffs last season with non-displaced fracture of left tibia accounting for 21-catch season. Had started 45 of 48 games prior to suffering injury in rout of Detroit 11/4/79. Also had injury plagued '78 campaign with hamstring, thigh pulls caught bombs of 56, 64 and 48 yards for TDs last season. The 48 yarder was game-winner from Phipps at San Francisco 10/29/79 that earned him fourth career game ball. Also got balls from '78 Packer victory and '77 victories over Green Bay and Los Angeles. One of six Bears to have caught 50 passes in a season. Very first NFL grab was 6-yard TD pass from Bob Avellini 10/3/76 vs Redskins. Was New York Jets' eighth-round draft pick in 1975 but spent that season on injured reserve with eye injury. Caught 3 passes for 111 yards in Jets' '76.

Joined Bears: 1976, FA
WR 6-1 190
Henderson JC 5th Year
Born: 3/28/52, Longview, TX

Long Catch: at Dallas 12/26/77, 341 from Bob Avellini.
Most Catches: at Dallas 12/26/77, 5 (69).
Long PR: vs Lions 11/4/79, 771.

Joined Bears: 1976, FA
WR 6-1 190
Henderson JC 5th Year
Born: 3/28/52, Longview, TX

Long Catch: at Dallas 12/26/77, 341 from Bob Avellini.
Most Catches: at Dallas 12/26/77, 5 (69).
Long PR: vs Lions 11/4/79, 771.

Joined Bears: 1976, FA
WR 6-1 190
Henderson JC 5th Year
Born: 3/28/52, Longview, TX

Long Catch: at Dallas 12/26/77, 341 from Bob Avellini.
Most Catches: at Dallas 12/26/77, 5 (69).
Long PR: vs Lions 11/4/79, 771.

Joined Bears: 1976, FA
WR 6-1 190
Henderson JC 5th Year
Born: 3/28/52, Longview, TX

Long Catch: at Dallas 12/26/77, 341 from Bob Avellini.
Most Catches: at Dallas 12/26/77, 5 (69).
Long PR: vs Lions 11/4/79, 771.

Joined Bears: 1976, FA
WR 6-1 190
Henderson JC 5th Year
Born: 3/28/52, Longview, TX

Long Catch: at Dallas 12/26/77, 341 from Bob Avellini.
Most Catches: at Dallas 12/26/77, 5 (69).
Long PR: vs Lions 11/4/79, 771.

Joined Bears: 1976, FA
WR 6-1 190
Henderson JC 5th Year
Born: 3/28/52, Longview, TX

Long Catch: at Dallas 12/26/77, 341 from Bob Avellini.
Most Catches: at Dallas 12/26/77, 5 (69).
Long PR: vs Lions 11/4/79, 771.

Joined Bears: 1976, FA
WR 6-1 190
Henderson JC 5th Year
Born: 3/28/52, Longview, TX

Long Catch: at Dallas 12/26/77, 341 from Bob Avellini.
Most Catches: at Dallas 12/26/77, 5 (69).
Long PR: vs Lions 11/4/79, 771.

Joined Bears: 1976, FA
WR 6-1 190
Henderson JC 5th Year
Born: 3/28/52, Longview, TX

Long Catch: at Dallas 12/26/77, 341 from Bob Avellini.
Most Catches: at Dallas 12/26/77, 5 (69).
Long PR: vs Lions 11/4/79, 771.

Joined Bears: 1976, FA
WR 6-1 190
Henderson JC 5th Year
Born: 3/28/52, Longview, TX

Long Catch: at Dallas 12/26/77, 341 from Bob Avellini.
Most Catches: at Dallas 12/26/77, 5 (69).
Long PR: vs Lions 11/4/79, 771.

Joined Bears: 1976, FA
WR 6-1 190
Henderson JC 5th Year
Born: 3/28/52, Longview, TX

Long Catch: at Dallas 12/26/77, 341 from Bob Avellini.
Most Catches: at Dallas 12/26/77, 5 (69).
Long PR: vs Lions 11/4/79, 771.

Joined Bears: 1976, FA
WR 6-1 190
Henderson JC 5th Year
Born: 3/28/52, Longview, TX

Long Catch: at Dallas 12/26/77, 341 from Bob Avellini.
Most Catches: at Dallas 12/26/77, 5 (69).
Long PR: vs Lions 11/4/79, 771.

Joined Bears: 1976, FA
WR 6-1 190
Henderson JC 5th Year
Born: 3/28/52, Longview, TX

Long Catch: at Dallas 12/26/77, 341 from Bob Avellini.
Most Catches: at Dallas 12/26/77, 5 (69).
Long PR: vs Lions 11/4/79, 771.

Joined Bears: 1976, FA
WR 6-1 190
Henderson JC 5th Year
Born: 3/28/52, Longview, TX

Long Catch: at Dallas 12/26/77, 341 from Bob Avellini.
Most Catches: at Dallas 12/26/77, 5 (69).
Long PR: vs Lions 11/4/79, 771.

Joined Bears: 1976, FA
WR 6-1 190
Henderson JC 5th Year
Born: 3/28/52, Longview, TX

Long Catch: at Dallas 12/26/77, 341 from Bob Avellini.
Most Catches: at Dallas 12/26/77, 5 (69).
Long PR: vs Lions 11/4/79, 771.

Joined Bears: 1976, FA
WR 6-1 190
Henderson JC 5th Year
Born: 3/28/52, Longview, TX

Long Catch: at Dallas 12/26/77, 341 from Bob Avellini.
Most Catches: at Dallas 12/26/77, 5 (69).
Long PR: vs Lions 11/4/79, 771.

Joined Bears: 1976, FA
WR 6-1 190
Henderson JC 5th Year
Born: 3/28/52, Longview, TX

Long Catch: at Dallas 12/26/77, 341 from Bob Avellini.
Most Catches: at Dallas 12/26/77, 5 (69).
Long PR: vs Lions 11/4/79, 771.

Joined Bears: 1976, FA
WR 6-1 190
Henderson JC 5th Year
Born: 3/28/52, Longview, TX

Long Catch: at Dallas 12/26/77, 341 from Bob Avellini.
Most Catches: at Dallas 12/26/77, 5 (69).
Long PR: vs Lions 11/4/79, 771.

Joined Bears: 1976, FA
WR 6-1 190
Henderson JC 5th Year
Born: 3/28/52, Longview, TX

Long Catch: at Dallas 12/26/77, 341 from Bob Avellini.
Most Catches: at Dallas 12/26/77, 5 (69).
Long PR: vs Lions 11/4/79, 771.

Joined Bears: 1976, FA
WR 6-1 190
Henderson JC 5th Year
Born: 3/28/52, Longview, TX

Long Catch: at Dallas 12/26/77, 341 from Bob Avellini.
Most Catches: at Dallas 12/26/77, 5 (69).
Long PR: vs Lions 11/4/79, 771.

Joined Bears: 1976, FA
WR 6-1 190
Henderson JC 5th Year
Born: 3/28/52, Longview, TX

Long Catch: at Dallas 12/26/77, 341 from Bob Avellini.
Most Catches: at Dallas 12/26/77, 5 (69).
Long PR: vs Lions 11/4/79, 771.

Joined Bears: 1976, FA
WR 6-1 190
Henderson JC 5th Year
Born: 3/28/52, Longview, TX

Long Catch: at Dallas 12/26/77, 341 from Bob Avellini.
Most Catches: at Dallas 12/26/77, 5 (69).
Long PR: vs Lions 11/4/79, 771.

Joined Bears: 1976, FA
WR 6-1 190
Henderson JC 5th Year
Born: 3/28/52, Longview, TX

Long Catch: at Dallas 12/26/77, 341 from Bob Avellini.
Most Catches: at Dallas 12/26/77, 5 (69).
Long PR: vs Lions 11/4/79, 771.

Joined Bears: 1976, FA
WR 6-1 190
Henderson JC 5th Year
Born: 3/28/52, Longview, TX

Long Catch: at Dallas 12/26/77, 341 from Bob Avellini.
Most Catches: at Dallas 12/26/77, 5 (69).
Long PR: vs Lions 11/4/79, 771.

Joined Bears: 1976, FA
WR 6-1 190
Henderson JC 5th Year
Born: 3/28/52, Longview, TX

Long Catch: at Dallas 12/26/77, 341 from Bob Avellini.
Most Catches: at Dallas 12/26/77, 5 (69).
Long PR: vs Lions 11/4/79, 771.

Joined Bears: 1976, FA
WR 6-1 190
Henderson JC 5th Year
Born: 3/28/52, Longview, TX

Long Catch: at Dallas 12/26/77, 341 from Bob Avellini.
Most Catches: at Dallas 12/26/77, 5 (69).
Long PR: vs Lions 11/4/79, 771.

Joined Bears: 1976, FA
WR 6-1 190
Henderson JC 5th Year
Born: 3/28/52, Longview, TX

Long Catch: at Dallas 12/26/77, 341 from Bob Avellini.
Most Catches: at Dallas 12/26/77, 5 (69).
Long PR: vs Lions 11/4/79, 771.

Joined Bears: 1976, FA
WR 6-1 190
Henderson JC 5th Year
Born: 3/28/52, Longview, TX

Long Catch: at Dallas 12/26/77, 341 from Bob Avellini.
Most Catches: at Dallas 12/26/77, 5 (69).
Long PR: vs Lions 11/4/79, 771.

Joined Bears: 1976, FA
WR 6-1 190
Henderson JC 5th Year
Born: 3/28/52, Longview, TX

Long Catch: at Dallas 12/26/77, 341 from Bob Avellini.
Most Catches: at Dallas 12/26/77, 5 (69).
Long PR: vs Lions 11/4/79, 771.

Joined Bears: 1976, FA
WR 6-1 190
Henderson JC 5th Year
Born: 3/28/52, Longview, TX

Long Catch: at Dallas 12/26/77, 341 from Bob Avellini.
Most Catches: at Dallas 12/26/77, 5 (69).
Long PR: vs Lions 11/4/79, 771.

Joined Bears: 1976, FA
WR 6-1 190
Henderson JC 5th Year
Born: 3/28/52, Longview, TX

Long Catch: at Dallas 12/26/77, 341 from Bob Avellini.
Most Catches: at Dallas 12/26/77, 5 (69).
Long PR: vs Lions 11/4/79, 771.

Joined Bears: 1976, FA
WR 6-1 190
Henderson JC 5th Year
Born: 3/28/52, Longview, TX

Long Catch: at Dallas 12/26/77, 341 from Bob Avellini.
Most Catches: at Dallas 12/26/77, 5 (69).
Long PR: vs Lions 11/4/79, 771.

Joined Bears: 1976, FA
WR 6-1 190
Henderson JC 5th Year
Born: 3/28/52, Longview, TX

Long Catch: at Dallas 12/26/77, 341 from Bob Avellini.
Most Catches: at Dallas 12/26/77, 5 (69).
Long PR: vs Lions 11/4/79, 771.

Joined Bears: 1976, FA
WR 6-1 190
Henderson JC 5th Year
Born: 3/28/52, Longview, TX

Long Catch: at Dallas 12/26/77, 341 from Bob Avellini.
Most Catches: at Dallas 12/26/77, 5 (69).
Long PR: vs Lions 11/4/79, 771.

Joined Bears: 1976, FA
WR 6-1 190
Henderson JC 5th Year
Born: 3/28/52, Longview, TX

Long Catch: at Dallas 12/26/77, 341 from Bob Avellini.
Most Catches: at Dallas 12/26/77, 5 (69).
Long PR: vs Lions 11/4/79, 771.

Joined Bears: 1976, FA
WR 6-1 190
Henderson JC 5th Year
Born: 3/28/52, Longview, TX

Long Catch: at Dallas 12/26/77, 341 from Bob Avellini.
Most Catches: at Dallas 12/26/77, 5 (69).
Long PR: vs Lions 11/4/79, 771.

Joined Bears: 1976, FA
WR 6-1 190
Henderson JC 5th Year
Born: 3/28/52, Longview, TX

Long Catch: at Dallas 12/26/77, 341 from Bob Avellini.
Most Catches: at Dallas 12/26/77, 5 (69).
Long PR: vs Lions 11/4/79, 771.

Joined Bears: 1976, FA
WR 6-1 190
Henderson JC 5th Year
Born: 3/28/52, Longview, TX

Long Catch: at Dallas 12/26/77, 341 from Bob Avellini.
Most Catches: at Dallas 12/26/77, 5 (69).
Long PR: vs Lions 11/4/79, 771.

Joined Bears: 1976, FA
WR 6-1 190
Henderson JC 5th Year
Born: 3/28/52, Longview, TX

Long Catch: at Dallas 12/26/77, 341 from Bob Avellini.
Most Catches: at Dallas 12/26/77, 5 (69).
Long PR: vs Lions 11/4/79, 771.

Joined Bears: 1976, FA
WR 6-1 190
Henderson JC 5th Year
Born: 3/28/52, Longview, TX

Long Catch: at Dallas 12/26/77, 341 from Bob Avellini.
Most Catches: at Dallas 12/26/77, 5 (69).
Long PR: vs Lions 11/4/79, 771.

Joined Bears: 1976, FA
WR 6-1 190
Henderson JC 5th Year
Born: 3/28/52, Longview, TX

Long Catch: at Dallas 12/26/77, 341 from Bob Avellini.
Most Catches: at Dallas 12/26/77, 5 (69).
Long PR: vs Lions 11/4/79, 771.

Joined Bears: 1976, FA
WR 6-1 190
Henderson JC 5th Year
Born: 3/28/52, Longview, TX

Long Catch: at Dallas 12/26/77, 341 from Bob Avellini.
Most Catches: at Dallas 12/26/77, 5 (69).
Long PR: vs Lions 11/4/79, 771.

Joined Bears: 1976, FA
WR 6-1 190
Henderson JC 5th Year
Born: 3/28/52, Longview, TX

Long Catch: at Dallas 12/26/77, 341 from Bob Avellini.
Most Catches: at Dallas 12/26/77, 5 (69).
Long PR: vs Lions 11/4/79, 771.

Joined Bears: 1976, FA
WR 6-1 190
Henderson JC 5th Year
Born: 3/28/52, Longview, TX

Long Catch: at Dallas 12/26/77, 341 from Bob Avellini.
Most Catches: at Dallas 12/26/77, 5 (69).
Long PR: vs Lions 11/4/79, 771.

Joined Bears: 1976, FA
WR 6-1 190
Henderson JC 5th Year
Born: 3/28/52, Longview, TX

Long Catch: at Dallas 12/26/77, 341 from Bob Avellini.
Most Catches: at Dallas 12/26/77, 5 (69).
Long PR: vs Lions 11/4/79, 771.

Joined Bears: 1976, FA
WR 6-1 190
Henderson JC 5th Year
Born: 3/28/52, Longview, TX

Long Catch: at Dallas 12/26/77, 341 from Bob Avellini.
Most Catches: at Dallas 12/26/77, 5 (69).
Long PR: vs Lions 11/4/79, 771.

Joined Bears: 1976, FA
WR 6-1 190
Henderson JC 5th Year
Born: 3/28/52, Longview, TX

Long Catch: at Dallas 12/26/77, 341 from Bob Avellini.
Most Catches: at Dallas 12/26/77, 5 (69).
Long PR: vs Lions 11/4/79, 771.

Joined Bears: 1976, FA
WR 6-1 190
Henderson JC 5th Year
Born: 3/28/52, Longview, TX

Long Catch: at Dallas 12/26/77, 341 from Bob Avellini.
Most Catches: at Dallas 12/26/77, 5 (69).
Long PR: vs Lions 11/4/79, 771.

Joined Bears: 1976, FA
WR 6-1 190
Henderson JC 5th Year
Born: 3/28/52, Longview, TX

Long Catch: at Dallas 12/26/77, 341 from Bob Avellini.
Most Catches: at Dallas 12/26/77, 5 (69).
Long PR: vs Lions 11/4/79, 771.

Joined Bears: 1976, FA
WR 6-1 190
Henderson JC 5th Year
Born: 3/28/52, Longview, TX

Long Catch: at Dallas 12/26/77, 341 from Bob Avellini.
Most Catches: at Dallas 12/26/77, 5 (69).
Long PR: vs Lions 11/4/79, 771.

Joined Bears: 1976, FA
WR 6-1 190
Henderson JC 5th Year
Born: 3/28/52, Longview, TX

Long Catch: at Dallas 12/26/77, 341 from Bob Avellini.
Most Catches: at Dallas 12/26/77, 5 (69).
Long PR: vs Lions 11/4/79, 771.

Joined Bears: 1976, FA
WR 6-1 190
Henderson JC 5th Year
Born: 3/28/52, Longview, TX

Long Catch: at Dallas 12/26/77, 341 from Bob Avellini.
Most Catches: at Dallas 12/26/77, 5 (69).
Long PR: vs Lions 11/4/79, 771.

Joined Bears: 1976, FA
WR 6-1 190
Henderson JC 5th Year
Born: 3/28/52, Longview, TX

Long Catch: at Dallas 12/26/77, 341 from Bob Avellini.
Most Catches: at Dallas 12/26/77, 5 (69).
Long PR: vs Lions 11/4/79, 771.

Joined Bears: 1976, FA
WR 6-1 190
Henderson JC 5th Year
Born: 3/28/52, Longview, TX

Long Catch: at Dallas 12/26/77, 341 from Bob Avellini.
Most Catches: at Dallas 12/26/77, 5 (69).
Long PR: vs Lions 11/4/79, 771.

Joined Bears: 1976, FA
WR 6-1 190
Henderson JC 5th Year
Born: 3/28/52, Longview, TX

Long Catch: at Dallas 12/26/77, 341 from Bob Avellini.
Most Catches: at Dallas 12/26/77, 5 (69).
Long PR: vs Lions 11/4/79, 771.

Joined Bears: 1976, FA
WR 6-1 190
Henderson JC 5th Year
Born: 3/28/52, Longview, TX

Long Catch: at Dallas 12/26/77, 341 from Bob Avellini.
Most Catches: at Dallas 12/26/77, 5 (69).
Long PR: vs Lions 11/4/79, 771.

Joined Bears: 1976, FA
WR 6-1 190
Henderson JC 5th Year
Born: 3/28/52, Longview, TX

Long Catch: at Dallas 12/26/77, 341 from Bob Avellini.
Most Catches: at Dallas 12/26/77, 5 (69).
Long PR: vs Lions 11/4/79, 771.

preseason but waived after missing practice . . . played with WFL Chicago Fire in '74 catching 52 Virg Carter passes for 755 yards in 8 games . . . was leading WFL receiver when injured.

COLLEGIATE: All-conference receiver at Henderson County (Athens, TX) Junior College in '71 . . . totaled 100 receptions in two JC seasons.

PERSONAL: Given name James Scott . . . prepped at Gladewater (TX) High where he gained 2,000 yards total offense as senior running back . . . held multitude of jobs including foundry work while waiting football opportunity . . . "sold" to Bears on former QB Virg Carter's recommendation . . . resides in Gladewater during off-season.

Scott's Pro Stats

Receptions	No.	Yds.	Avg.	TD	Rush	Yds.	Avg.	TD	Gms.
1979 Bears	21	382	18.2	3	0	0	0.0	0	10
1978 Bears	42	759	18.1	5	0	0	0.0	0	15
1977 Bears	50	809	16.2	3	1	10	10.0	0	14
1976 Bears	26	512	19.7	6	2	-4	-2.0	0	11
Career	139	2462	17.7	17	3	6	2.0	0	50
1974 WFL	52	755	14.5	8	1	1	1.0	0	8

Long Catch: vs Rams 10/10/77, 72t from Bob Avellini.

Most Catches: 9, at Green Bay 10/8/78 (113).

Most Yards Rec: vs Rams 10/10/77, 142 (2).

Most TDs: 2 three times, last at Green Bay 10/8/78.

BRAD SHEARER

DT 6-3 247

Texas

2nd Year

Joined Bears: 1978, D-3

Born: 8/10/55, Houston, TX



PROFESSIONAL: Spent last season on injured reserve list after undergoing arthroscopic left knee cartilage surgery (8/13) in Salt Lake City . . . started twice as rookie . . . played in first 15 before missing finale at Wash . . . both starts were vs Packers . . . got sack in second start on David Whitehurst . . . Bears top pick in '78 draft.

COLLEGIATE: Winner 1977 Outland Trophy as college football's top lineman . . . consensus all-America . . . Texas captain as Longhorns put together 11-0 regular season record . . . made 109 tackles senior year . . . represented Texas and Southwest Conference on '76 NCAA press tour . . . led Texas in tackles behind line, sacks (7), and forced fumbles (4) . . . selected for Hula Bowl but didn't play . . . all-SWC as sophomore LT . . . had cartilage removed from right knee after junior season . . . became starter halfway through frosh season.

PERSONAL: Given name Sterling Bradford Shearer . . . married (Nancy) . . . resides in Austin completing degree requirements and selling real estate during off-season . . . donates time to fund raising for drug abuse center . . . all-Texas prepster at Austin (TX) Westlake High . . . enjoys woodworking . . . majoring in finance.

Shearer's Pro Stats

	Tkls/ Solo	Fum. Rec.	Pass Def.	Force Fum.	Blk. Kick	Tkls. Loss	Sacks -Yds.	Gms.
1979 Bears								
1978 Bears	33/22	0	2	0	0	2/4	1/12	15

Injured Reserve List

PUNT, PASS, & KICK

The following Bear players participated in punt, pass, & kick: Gary Fencik, Kris Haines, Lee Kunz, Greg Latta, Lonnie Perrin, Ron Rydalch, Terry Schmidt, Steve Schubert, and Lenny Walterscheid.

JOHN SKIBINSKI**RB 6-0 222****Purdue****2nd Year****Joined Bears: 1978, D-6a****Born: 4/27/55, Chicago, IL**

PROFESSIONAL: Started 1979 opener vs Green Bay as fullback but suffered right knee ligament injury in first quarter and missed remainder of season . . . had surgery 9/2 . . . led NFC rushing in '79 preseason with 48 carries for 184 yards (3.8) and 2 TDs . . . was outstanding special teamer as rookie with fumble recovery on punt team at Detroit that led to Bear victory . . . won Bears Piccolo Award as rookie . . . second Chicago pick in '78 draft.

COLLEGIATE: Three-year letterman, two-year starter for Boilermakers . . . redshirted 1974 season . . . won Jack Mollenkopf Award by Purdue Chicago Club for dedication, loyalty . . . good blocker, power runner, receiver . . . top rushing effort was for 133 versus Wisconsin as junior . . . no minus yardage that season . . . career stats show 339-1605-4 7-8TDs . . . receiving 46-341 . . . played in East-West, Hula, Japan Bowls.

PERSONAL: Given name John Joseph Skibinski (pron: skah-been-ski) . . . nickname Skibo . . . son of former Green Bay, Cleveland guard Joe Skibinski . . . uncle Dick played for Washington . . . all-Illinois pick after rushing for 1,200 yards as senior at LaSalle-Peru Township High . . . national honor society . . . earned four letters each in football, track, wrestling, won sectional, district mat titles 183-pound class in '73 . . . spent offseason substitute teaching in Peru (IL) . . . plays harmonica . . . has BS in education.

Skibinski's Pro Stats**Kickoff Returns**

	No.	Yds.	Avg.	Rushes	Yds.	Rec.	Yds.	Gms.
1979 Bears	0	0	0.0	3	10	1	4	1
1978 Bears	3	36	12.0	0	0	0	0	16
Career	3	36	12.0	3	10	1	4	17

REVIE SOREY**G 6-4 260****Illinois****6th Year****Joined Bears: 1975, D-5****Born: 9/10/53, Brooklyn, NY**

PROFESSIONAL: Named to UPI's second team all-NFC squad last season . . . has not missed a game in pro career . . . third among offensive starters (Payton 63, Lick 54) in consecutive starts with 46 . . . was second team UPI all-NFC pick in '78 after first team '77 selection . . . got game ball from Bears '77 Thanksgiving Day victory at Detroit . . . devastating pulling guard . . . has run :04.9 . . . fourth Bear pick in '75 draft.

COLLEGIATE: Two-year regular lineman at Illinois . . . played tight end as frosh . . . Illinois offensive captain in '74 . . . played frosh basketball . . . selected to play in Senior Bowl, Blue-Gray, American Bowl games . . . all-Big Ten pick.

PERSONAL: Given name Revie Cee Soresy, Jr. (pron: ree-vee soar-ee) . . . college nickname Rock Hollywood . . . grew up in NY's Bedford-Stuyvesant district . . . quietly sent 25 "special" children to each of five different games last season at his expense . . . quarterhost for several area '79 Christmas parties—

Children's Rehab Institute, Children's Memorial Hospital, Carmelite Home for Abused and Abandoned Children . . . opened "Kisses" Disco last fall in Wheeling . . . resides in Chicago—President "Just Us" Association for Special Olympics and Better Boys Foundation . . . most active in helping others with appearances for United Way, United Cerebral Palsy, Boy Scouts, United Charities, VA Hospitals, Red Cloud Found, Chicago Heart Association . . . also made visits to ghetto schools on day off . . . Illinois Special Olympics 1977 Man of the Year . . . hobbies include music, chess, CB radio . . . earned five letters at Brooklyn Boys High in football (3), basketball (1), track (1) . . . member Fellowship of Christian Athletes . . . all-New York . . . was youth corps leader, life scout . . . honorary director Les Turner ALS Foundation . . . majored in sociology.

Sorey's Pro Stats

Total games 74: Bears 1975 (14), Bears 1976 (14), Bears 1977 (14), Bears 1978 (16), Bears 1979 (16).

MIKE SPIVEY**CB 6-0 198****Colorado****4th Year****Born: 3/10/54, Houston, TX**

PROFESSIONAL: Has not missed a game for Bears.

preseason games with interception returns for TDs. made first three pro starts in '78 at CB subbing for injured Virgil Livers. only regular season scoring was 71-yard TD with blocked field goal (Livers). 10/1/78 vs Oakland has size, strength (350 bench), speed (.04/3), hands. Bears second pick in '77 draft. fifth DB selected.

COLLEGIATE: AP all-Big Eight. AP all-Big Eight. had 57 career solo tackles, 44 career assists. had 5 career interceptions for 37 yards and one touchdown. three-year starter, one as corner and two as rover back. three-time letterman.

PERSONAL: Given name Michael James Spivey (pron. Spy-vee). married (Jackie). resides during off-season in Denver. team captain and two-way player at Houston Aline Carver High. ran track. helped form Special Olympics program in Boulder. top student. has BS in community recreation.

Spivey's Pro Stats

Interrptions	No.	Yds.	Tkts/Solo	Rec.	Fum.	Pass	Force	Blk.	Kick	Loss	Yds.	Gms.
1979 Bears	0	0	18-15	0	0	0	0	1	0	0	0	16
1978 Bears	0	0	12-11	1	4	0	0	0	0	0	0	16
1977 Bears	0	0	11-8	0	0	0	0	0	0	0	0	14
Career	0	0	41-34	1	4	0	1	1	0	0	0	46

Scored touchdown vs Raiders 10/1/78 on 71-yard blocked FG return. Kickoff returns: 1978, two for 34 yards.

BOB THOMAS**K 5-10 175****Notre Dame****6th Year****Born: 8/7/52, Rochester, NY**

PROFESSIONAL: Most accurate field goal kicker in Bear history having converted 72 of 124 in five seasons for .581 percentage (Mac Percival was .544, 1967-73) owns three other Bear records—long FG, 55 yards; top one year percentage .772, 17 of 22 in '78, and consecutive FGs without a miss, 10 (Percival tie). 7th leading scorer in Club history. has won 13 games for Bears with kicks. got game ball 11/11/79 from (27-24) win over LA for 38-, 35-yard FGs converted first 15 successive kicks in '78 before missing PAT vs Raiders was devastating in that season's first 10 weeks connecting on 15 of 16 FGs—the miss coming after bad snap. won PFW Golden Toe award for scoring 78 & 75. UPI honorable mention all-NFL. 78. led Bear 9-10-78 3 FGs to beat SF. booted one of the most important FGs (28 yards) in Club history with 9 seconds left in OT at NY to put Bears in '77 playoffs. awarded to on kickoff placement key to Bears defense against KO returns. awarded to Bears from Los Angeles 2/26/75 after failing to make 74 Rams on last cut. 15th round LA draft choice in '74. rightfooted, soccer-style kicker. increased leg strength from 165 to 400 pounds since joining Bears.

COLLEGIATE: Academic all-America at Notre Dame. set Irish records for consecutive PATs (62), field goals (9 of 18), and kicking points (70) in 1973. scored ND's last three points against Alabama in '73 Super Bowl giving Irish national championship 24-23. scored 161 career points on 98 of 101 PATs. 21-35 FGs.

PERSONAL: Given name Robert Randall Thomas. married (Margaret Mary). learning commodities exchange. attends Loyola law school. member championship football, soccer teams (center forward) at Rochester. McDougal Jesuit High. captain soccer team. all-league both sports. had 47-yard FG in high school. has BA in government.

Thomas' Pro Stats

	Pts.	FGs	1-19	20-29	30-39	40-49	50+	PATs	Gms.
a 1979 Bears	82	16-27	1-1	4-7	9-11	2-7	0-1	34-37	16
b 1978 Bears	77	17-22	0-0	7-7	9-11	1-4	0-0	26-28	16
c 1977 Bears	69	14-27	0-0	6-9	6-10	2-6	0-2	27-30	14
d 1976 Bears	63	12-25	0-0	3-3	4-6	5-11	0-5	27-30	14
e 1975 Bears	57	13-23	0-0	3-7	5-6	4-7	1-3	18-22	14
Career	348	72-124	1-1	23-33	33-44	14-35	1-11	132-147	76

a—Includes 3 blocked PAT, 1 FG.

b—Includes 1 blocked PAT, 2 FG.

c—Includes 3 blocked PATs.

d—Includes 1 blocked PAT.

e—Includes 2 blocked PATs, 4 FG.

Longest Field Goal: at Los Angeles 11/23/75, 55.

Most Points: vs Redskins 10/3/76, 15.

Most Field Goals: vs Redskins 10/3/76, 4 of 4.

Most FG Attempts: 5, at Green Bay 12/9/79 (3 of 5).

Consecutive PAT String: 22, 9/16/79-11/18/79.

Consecutive FG String: 10, 12/18/77-10/1/78.

LENNY WALTERSCHEID S 5-11 190 S'n Utah St. 4th Year Joined Bears: 1977, FA Born: 9/13/54, Gainesville, TX



PROFESSIONAL: Owns five career starts at FS over last two seasons subbing for Gary Fencik ('79) and Doug Plank ('78) ... in two starts last year made 19 tackles, caused fumble, broke up 1 pass ... had key interception at Buffalo 10/7/79 ... credited with four sacks off safety blitz last year ... notched first career interception off Steve Bartkowski 11/19/78 preserving 13-7 Bear win to snap 8-game losing streak ... was seventh among NFC KOR men last season with 22.5 average ... had 30.5 average in '78 on 11 returns but needed 16 to qualify for title ... set up TD in 9/25/78 loss to Vikes with blocked punt ... after being passed over in collegiate draft, went to free agent camp and was recommended to Bears by Sid Gillman ... signed twice by Bears as free agent: 5/10/77, waived 8/31/77, signed 9/13/77.

COLLEGIATE: Two-time MVP at Southern Utah State as cornerback-wide receiver ... earned four football, two track letters there ... was 1976 Rocky

Mountain Conference MVP ... set SUS record for punt return average (12.7) ... caught 44 passes for 747 yards, 7 TDs ... one collegiate interception ... had 36.5 punting average.

PERSONAL: Given name Leonard Raymond Walterscheid (pron: walter-SHY-ed) ... married (Korine) ... prepped at Grand County High in Moab, UT ... resides in Cedar City, UT during off-season ... lost parts of fingers on left hand working as oil well roughneck in '75 ... father is oilfield trucker ... member National Ski Patrol ... has worked as fire fighter for U.S. Forest Service ... participated in Ford PP&K competition ... has BS in physical education.

Walterscheid's Pro Stats

Interception	No.	Yds.	Avg.	TD	Tkls/Solo	Fum. Rec.	Pass Def.	Force Fum.	Blk. Kick	Tkls. Loss	Sack -Yds.
1979 Bears	1	15	15.0	0	57/44	1	3	2	0	1/1	4/28
1978 Bears	1	0	0.0	0	39/31	1	2	1	1	1/2	0/0
1977 Bears	0	0	0.0	0	23/16	0	0	0	0	0/0	0/0
Career	2	15	7.5	0	119/91	2	5	3	1	2/3	4/28

Kickoff Returns	No.	Yds.	Avg.	TD	Punt Returns	No.	Yds.	Avg.	TD	Gms.
1979 Bears	19	427	22.5	0		14	96	6.9	0	16
1978 Bears	11	335	30.5	0		3	24	8.0	0	14
1977 Bears	3	59	19.7	0		6	59	9.8	0	14
Career	33	821	24.9	0		23	179	7.8	0	44

Long PR: at Giants 12/18/77, 18.

Most PRs: vs Packers 9/2/79, 5 (34).

Long KOR: vs Raiders 10/1/78, 81 (2-114).

Most KORs: 4, twice.

HARRY WASHINGTON WR-KR 6-0 185 Colorado 3rd Year
Joined Bears: 1979, FA Born: 7/30/56, Tacoma, WA



PROFESSIONAL: Played in all six games after signing with Bears as free agent 11/6/79 . . . leading scorer for Pierce County (WA) Bingos semi-pro team when Bears called . . . was with Vikings until last '79 preseason cut . . . signed by Vikings as free agent 7/5/78 . . . played in 10 games for Vikes in '78 as backup wide receiver and special teamer . . . will be given punt return look in '80 camp.

COLLEGIATE: Second team all-Western Athletic Conference . . . two-year letterman in football . . . also indoor track sprints and hurdles . . . started his collegiate career in Grays Harbor (WA) Community College.

PERSONAL: Given name Harry (NMI) Washington Jr. . . . prepped at Henry Foss (Tacoma, WA) High . . . three letters in football, two in basketball, three in track . . . social work major at State . . . spent off-season student teaching for degree completion requirement.

Washington's Pro Stats

	Gms.	Rec.	Yds.	TD	KOR	Yds.	Avg.	TD
1979 Bears	5	0	0	0	0	0	0.0	0
1976 Vikings	10	1	24	0	4	71	17.8	0
Career	15	1	24	0	4	71	17.8	0

RICKEY WATTS WR 6-1 203 Tulsa 2nd Year
Joined Bears: 1979, D-2 Born: 5/16/57, Longview, TX



PROFESSIONAL: Started last six regular season, playoff game after injury to James Scott . . . all 24 catches in last six games . . . 147 yards on 6 catches in first start vs Rams 11/11/79 were most by a Bear since Dick Gordon's 158 on 5 11/15/70 vs Packers . . . got game ball from that win over L.A. . . . had 6 for 103 in 42-6 St. Louis rout to go with 83-yard KOR for TD . . . moved from flanker to split end after Scott's injury . . . excellent blocker to go with :04.6 speed . . . third Chicago pick in '79 draft behind Dan Hampton, Al Harris.

COLLEGIATE: Tulsa's leading receiver in final two seasons with 74 catches for 1,373 yards (18.6 average) and 6 TDs . . . was tailback until late in junior season . . . led Hurricane rushers in '76 & '77 with 234 carries, 1,166 yards (5.0 average) and 14 TDs . . . four-time letterman . . . never missed a collegiate game . . . was Tulsa MVP '77 & '78 . . . received Tulsa President's Award . . . also performed on Hurricane basketball, track squads.

PERSONAL: Given name Rickey Ricardo Watts (named after actor) . . . engaged to Oral Roberts University basketball letterperson Sharon Tucker . . . has 3 brothers, 6 sisters . . . played bass & 6-string guitar in Tulsa jazz band . . . all-sports star at Longview (TX) High . . . also sang in choir . . . member Fellowship of Christian Athletes . . . aspires to a career in record industry or radio . . . spent off-season working on master's degree in telecommunications . . . has BA in physical education.

Watts' Pro Stats

Receiving	No.	Yds.	Avg.	TD	Rushing	No.	Yds.	Avg.	TD	Gms.
1979 Bears	24	421	17.5	3		1	-6	-6.0	0	16
Kickoff Returns	No.	Yds.	Avg.	TD						
1979 Bears	14	289	20.6	1						

Long Catch: 68, vs Rams 11/11/79 from Mike Phipps (6-147).

Most Yards: 147, vs Rams 11/11/79 (6-147).

Most Caught: 6, twice.

Long KOR: 83t, vs Cardinals 12/16/79 (1-83).

Most KORs: 3, at Minnesota 10/21/79 (3-20).

Most Yards KORs: 83, vs Cardinals 12/16/79 (1-83).

DAVE WILLIAMS**RB-KR 6-2 217****Colorado****4th Year****Joined Bears: 1979, FA****Born: 3/10/54, Minden, LA**

PROFESSIONAL: One of several pleasant surprises for Bears last season . . . signed with Club 8/29/79—four days before season opener as kick returner, back-up halfback . . . converted to fullback during first quarter of opener when injuries sidelined Roland Harper before the game and John Skibinski, Robin Earl by halftime . . . replaced Harper on active roster . . . played last 3 quarters of that (6-3) victory over Packers as fullback . . . was Chicago's number one FB after that starting 12 games . . . missed starting 3 because of left knee injury at Miami . . . finished second in team rushing behind Payton . . . led Bears in catches (42) and TDs by receiving (5) . . . efficient blocker to go with run/catch skills . . . 54-yard TD pass vs Patriots was first from scrimmage in three-year pro career . . . 49er castoff in August after 2 years by Bay . . . burned Vikings with 60-yard punt return, 80-yard kickoff return in '77 game . . . recommended to Club by Ken Meyer—coach of that '77 49er team . . . was 7th round Cowboy pick in '76 but elected to try QB skills with Calgary Stampeders in CFL . . . was QB, WR, WB, RB, KR there . . . waived by Dallas (7/30/77) and claimed by SF . . . first pro start was here against Minnesota 9/9/79 . . . finished 8th in NFC KORs in '78.

COLLEGIATE: Colorado MVP as option quarterback as senior . . . named to Big-8 all-academic team twice . . . ran .09 7 100 with Colorado track team . . . holds Colorado records for career completion percentage (215 for 399) .539; lowest percentage of interceptions in career (21 intercepted) .054; and total offensive yards by senior (572 rush, 1,282 pass) 1,854 . . . second to Bobby Anderson in yards season (1,854) and career (3,576).

PERSONAL: Given name David (NMI) Williams . . . resides in San Mateo, CA, in offseason . . . has worked as ski resort promoter and in real estate, insurance and banking . . . prep all-sports standout at Homer (LA) High . . . has B.A. in finance.

Williams' Pro Stats

Rushing	Att.	Yds.	Avg.	TD	Receiving	Yds.	Avg.	TD	Gms.
1979 Bears	127	401	3.2	1	42	354	8.4	5	14
1978 49ers	15	18	1.2	0	10	63	6.3	0	12
1977 49ers	2	6	3.0	0	0	0	0.0	0	16
Career	144	425	3.0	1	52	417	8.0	5	32

Kickoff Returns	No.	Yds.	Avg.	TD	Punt Returns	Yds.	Avg.	TD
1979 Bears	0	0	0.0	0	0	0	0.0	0
1978 49ers	34	745	21.9	1	0	0	0.0	0
1977 49ers	4	122	30.5	1	1	60	60.0	0
Career	38	867	22.8	2	1	60	60.0	0

Recovered 1 fumble, 1977; recovered 3 fumbles, 1978.

Long PR: 60 at Minnesota 12/4/77.

Long KOR: 89 vs Los Angeles 11/19/78.

Most rushes: 19 at Minnesota 10/21/79 (19-56).

Most yards: 56 at Minnesota 10/21/79 (19-56).

Long rush: 16 twice.

Most caught: 6 twice.

Most yards: 62 vs New England 10/14/79 (2-62).

Long catch: 54 vs New England 10/14/79 (2-62).

HOME GATE AVERAGES

Season	Capacity	Ticket Average	Season	Capacity	Ticket Average
1967	46,495	45.793	1974	55,753	55.674
1968	46,684	45.453	1975	57,455	55.330
1969	46,708	45.028	1976	57,359	57.303
1970	45,322	44.662	1977	57,359	57.359
1971	55,049	55.049	1978	57,359	57.359
1972	55,701	55.701	1979	57,979	57.979
1973	55,701	55.701			

DRAFT INFORMATION

Recent Bear Drafts All-Time First Round Picks

Year	Pick	Player
1936	6th	T Joe Stydahar, West Virginia
1937	8th	E Les McDonald, Nebraska
1938	10th	HB Joe Gray, Oregon St.
1939	2nd	QB Sid Luckman, Columbia
1940	7th	CL-B Building Turner, Hardin-Simmons
1941	1st	HB Tom Harmon, Michigan
1942	10th	QB Frankie Albert, Stanford
1943	9th	HB Bob Steubert, Missouri
1944	8th	HB Ray Evans, Kansas
1945	7th	HB Don Lund, Michigan
1946	4th	QB Johnny Lujack, Notre Dame
1947	1st	HB Bob Fenimore, Oklahoma A & M
1948	—	QB Bobby Layne, Texas
1949	10th	C Dick Harris, Texas
1950	2nd	HB Chuck Hunsinger, Florida
1951	2nd	QB Bob Williams, Notre Dame
1952	8th	FL-HB Jim Doolley, Miami
1953	6th	HB Billy Anderson, Compton JC
1954	6th	HB Stan Wallace, Illinois
1955	11th	HB Ron Dzewietcki, Marquette
1956	10th	E "Tex" Schriener, Texas
1957	13th	DT Earl Leggett, LSU
1958	7th	LB-G Chuck Howey, West Virginia
1959	7th	HB Don Clark, Ohio St.
1960	7th	G Roger Davis, Syracuse
1961	—	TE Mike Ditka, Pittsburgh
1962	7th	RB Ron Bull, Baylor
1963a	—	to Los Angeles
1963b	11th	C Dave Behrman, Michigan St.
1964	14th	DT Dick Evey, Tennessee
1965a	3rd	MLB Dick Butkus, Illinois
1965b	4th	RB Gale Sayers, Kansas
1966	6th	T Steve DeLong, Tennessee
1967	10th	DE Loyd Phillips, Arkansas
1968	17th	RB Mike Hull, Southern Cal
1969	14th	T Rufus Mayes, Ohio St.
1970	2nd	to Green Bay
1971	11th	RB Joe Moore, Missouri
1972a	3rd	T Lionel Antoine, Southern Ill.
1972b	12th	S Craig Clements, Iowa
1973	8th	DT Wally Chambers, Eastern Ky.
1974a	4th	LB Raymond Bryant, Tennessee St.
1974b	20th	DE Dave Gallagher, Michigan
1975	4th	RB Walter Payton, Jackson St.
1976	8th	T Dennis Lick, Wisconsin
1977	15th	T Ted Albrecht, California
1978	9th	to Cleveland
1979b	9th	DE Al Harris, Arizona St.
1980	19th	LB Otis Wilson, Louisville

1. RB Walter Payton (Jackson St). 2. DE Mike Hartenstein (Penn St). 3. to San Diego. 4. KR-CB Virgil Livers (Western Kentucky). 5. G Revie Sorey (Illinois). 6a. QB Bob Avelinn (Maryland). 6b. LB Tom Hicks. 7a. to Baltimore. 7b. S Earl Dowditt (Iowa). 8. LB Joe Harris (Georgia Tech). 9. DT Roger Stillwell (Stanford). 10. G Mike Julius (St. Thomas). 11. K Mike Dean (Texas). 12. S Doug Plank (Ohio State). 13. RB Charles McDaniel (Louisiana Tech). 14. RB Walter Hartfield (SW Texas St). 15. WR Steve Marcantonio (Miami). 16. WR Witt Beckman (Miami). 17. RB Roland Harper (Louisiana Tech).

1975

Malham (Arkansas St).
 1. RB Walter Payton (Jackson St). 2. DE Mike Hartenstein (Penn St). 3. to San Diego. 4. KR-CB Virgil Livers (Western Kentucky). 5. G Revie Sorey (Illinois). 6a. QB Bob Avelinn (Maryland). 6b. LB Tom Hicks. 7a. to Baltimore. 7b. S Earl Dowditt (Iowa). 8. LB Joe Harris (Georgia Tech). 9. DT Roger Stillwell (Stanford). 10. G Mike Julius (St. Thomas). 11. K Mike Dean (Texas). 12. S Doug Plank (Ohio State). 13. RB Charles McDaniel (Louisiana Tech). 14. RB Walter Hartfield (SW Texas St). 15. WR Steve Marcantonio (Miami). 16. WR Witt Beckman (Miami). 17. RB Roland Harper (Louisiana Tech).

1976

(Purdue). 12. DB Terry Irvin (Jackson St).
 Breckner (Miami of FL). 11. C-G Connie Zelenick (Purdue). 12. DB Terry Irvin (Jackson St).
 DT Nick Bucanovic (Ohio State). 10. DT Dennis 7. WR Gerald Butler (Nicholls St.). 8. to NY Jets. 9. Cleveland. 5. to Oakland. 6. QB Vince Evans (USC). (Colorado). 3. RB Robin Earl (Washington). 4. to

1977

1. G Ted Albrecht (California). 2. CB Mike Sprey (California). 12. LB Lew Sibley (LSU).
 (Georgia). 11. DE-LB Walt Underwood (Southern 9. LB Mike Martin (Kentucky). 10. LB Ben Zambiasi Herman Jones (Ohio St). 8. TE George Freitas (Cal). 6b. DE-LB Mikel Ilermia (Brigham Young). 7. WR to KC. 5. to Cincy. 6a. RB John Skubinski (Purdue). 4.

1978

1. to Cleve. 2. to SF. 3. DT Brad Shearer (Texas). 4. 6b. DE-LB Mikel Ilermia (Brigham Young). 7. WR to KC. 5. to Cincy. 6a. RB John Skubinski (Purdue). 4. 12. S-KR Dave Becker (Iowa).
 Restic (Notre Dame). 11. T Bob Wright (Cincinnati). 12. S-KR Dave Becker (Iowa).
 RB Jerome Heavens (Notre Dame). 10. S-P-Joe Kunz (Nebraska). 8. CB-KR Rick Moss (Purdue). 9. Dallas. 6. MLB John Sullivan (Illinois). 7. MLB Lee Willie McClendon (Georgia). 4. to Cincinnati. 5. to (Arizona St.). 2. WR Ricky Watts (Tulsa). 3. RB 1a. DT Dan Hampton (Arkansas). 1b. DE Al Harris

1979

1980 BEAR DRAFT

1. LB Otis Wilson (Louisville), 2. RB Matt Suhey (Penn State), 4. G Arland Thompson (Baylor), 5. C Paul Tabor (Oklahoma), 6. CB Mike Guess (Ohio State), 7. WR Emanuel Tolbert (SMU), 8. G Randy Clark (Northern Illinois), 9. QB Turk Schonert (Stanford), 10. S Willie Stephens (Texas Tech), 11. S Chris Judge (TCU), 12. TE Robert Fisher (SMU).

1980 ROOKIE BIOGRAPHIES

MIKE CALHOUN

DT 6-4 260

Notre Dame

Joined Bears: 1979, FA

Born: 5/6/57, Youngstown, OH

Professional: Signed with Bears as free agent 12/20/79 . . . tenth round draft choice of the Dallas Cowboys in '79 . . . cut during training camp.

Collegiate: Three-year regular for the Fighting Irish . . . had 17 tackles against Missouri in '78 . . . team's best defensive lineman in '78 . . . had outstanding performance in the last two Cotton Bowls when Notre Dame beat Texas (1978) and Houston (1979) . . . played in '76 Gator Bowl . . . finished third on the team in tackles in '78 with 99, including eight for losses . . . third team all-America.

Personal: Given name Michael Edward Calhoun . . . prep all-America at Austintown (OH) High . . . also lettered in baseball (first baseman) and track (shot-put) . . . b.a. degree in communications.

RANDY CLARK

G-C 6-3 254

Northern Illinois

Joined Bears: 1980, D-8

Born: 7/27/57, Mt. Prospect, IL

Professional: 216th pick in draft.

Collegiate: Two-Year all-MidAmerica Conference . . . three-year regular . . . played center as junior, tackle as senior . . . has been working on long snap during off-season.

Personal: Given name Randall Byron Clark . . . prepped at Prospect (Mt. Prospect, IL) High . . . avid weightlifter who upped body weight 20 pounds during off-season . . . lifelong Bear fan . . . all-Chicago area as prep . . . business education major.

CHRIS DeFRANCE

WR 6-1 205

Arizona State

Joined Bears: 1980, FA

Born: 9/13/57, Texarkana, AK

Professional: Signed with Bears as free agent 2/6/80 . . . sixth round draft choice of Dallas Cowboys in '79 . . . cut during training camp . . . Started one game for Washington Redskins and played in four.

Collegiate: Second team Pac 10 . . . led the Sun Devils in receiving in '78 with 31 catches for 617 yards and five touchdowns . . . as a junior he led the squad with a 26.5 average on 11 catches . . . played in '77 Fiesta Bowl, '78 Garden State Bowl, and '79 East-West Shrine Game, Japan Bowl . . . national class triple jumper: 53' 4 5" . . . earned two letters each in football and track at Bakersfield (CA) Junior College.

Personal: Given name Chris Anthony DeFrance . . . prepped at Corcoran (CA) High . . . earned three letters each in football, basketball, and track . . . majored in physical education.

BOB FISHER

TE 6-3 240

SMU

Joined Bears: 1980, D-12

Born: 3/17/58, Los Angeles, CA


Professional: 322nd player in draft.

CALHOUN

CLARK

DeFRANCE

FISHER



**FITZPATRICK****GUESS****HANSEN****JUDGE**

Collegiate: Honorable mention all-Southwest Conference as senior . . . 57 career receptions for 925 yards and 7 TDs . . . led Mustang receivers with 23 catches in '76 . . . reported to have good blocking skills.

Personal: Given name Robert Lee Fisher . . . 2-time captain at Blair (Pasadena) High . . . lettered in football (3), track (1) . . . Boys' Club of America National Boy of the Year (1975-1976); received award from President Ford . . . was sole supporter of family when mother suffered stroke . . . has 2 younger brothers . . . has size 18 neck . . . public relations major.

GREG FITZPATRICK**LB 6-2 227****Youngstown State****Joined Bears: 1980, FA****Born: 3/29/57, Stanford, CT**

Professional: Signed with Bears as free agent 2/6/80 . . . seventh round draft pick of the Dallas Cowboys in '79 . . . cut during training camp.

Collegiate: Four-year starter . . . Mid Continent Conference defensive player of the year in '78 . . . led the team in '78 with 60 solo tackles . . . also intercepted three passes and had eight tackles for losses . . . four-year totals show 445 tackles, six interceptions, two fumble recoveries, and 34 tackles for losses.

Personal: Given name Greg Paul Fitzpatrick . . . prepped at Marysville (OH) High.

MIKE GUESS**CB-KR 5-9 170****Ohio State****Joined Bears: 1980, D-6****Born: 4/20/58, Columbus, OH**

Professional: 157th player in draft.

Collegiate: Three-time all-Big Ten pick . . . honorable mention all-America as junior, 2nd team pick last year . . . four-year (45 games) regular . . . led Buckeyes in interceptions (4), fumble recoveries (3) as senior . . . career stats show 13 thefts, 5 recoveries, 167 tackles . . . outstanding punt return specialist with 10.3 average for 72 returns . . . led Big Ten twice, second in '78 . . . had 12.5 average as senior . . . had 65-yard TD with interception vs. Purdue in '77 . . . sure open field tackler . . . two-time OSU defensive captain . . . has also played safety.

Personal: Given name Michael A. Guess . . . prepped at Columbus Eastmoor High . . . likes to motorcycle, tennis . . . education major.

ROLLIE HANSEN**G 6-3 260****Eastern Michigan****Joined Bears: 1979, FA****Born: 7/9/57, Van Nyes, CA**

Professional: Signed with Bears as free agent 12/20/79 . . . cut by the Buffalo Bills during the '79 training camp after signing with them as a free agent.

Collegiate: Four-year starter . . . all Mid America Conference . . . most valuable, captain.

Personal: Given name Roland Wayne Hansen . . . prepped at Bridgeport (MI) High.

CHRIS JUDGE**S 6-2 188****TCU****Joined Bears: 1980, D-11****Born: 10/31/56, Orange, TX**

Professional: 295th player in draft.

Collegiate: All-Southwest Conference as senior free safety . . . played in East-West game . . . three-year starter . . . 20 tackles vs. Texas A & M, 15 tackles against Texas as junior . . . eight career interceptions, 4 in '79 . . . big hitter with 238 career stops to his credit . . . 5 fumble recoveries.

Personal: Given name Christopher Todd Judge . . . nickname Rock . . . prep all-America at West Orange High . . . standout prep hurdler . . . business major.

ROCCO MOORE G 6-6 276
Joined Bears: 1979, FA

Western Michigan
Born: 3/31/55, Charlotte, MI

Professional: Spent '79 season on Chicago injured reserve list (8/23/79) with right knee injury . . . signed by Bears as free agent 7/10/79 . . . played with Winnipeg Blue Bombers for '78 CFL season . . . was 11th round Philadelphia draft pick in '77 but spent season on Eagle IR list.

Collegiate: Four-year starter at Western Michigan . . . OG as freshman, DT as sophomore, OT in final two seasons . . . all-Mid-America pick in '76 when Broncos finished 8th in NCAA rushing.

Personal: Given name Rocco Ray Moore . . . was PP&K participant as youth . . . football, basketball letterman at Charlotte (Mich.) High . . . spent off-season as car dealer in Pottersville, Mich . . . was industrial engineering major.

RICK MOSS
Joined Bears: 1980, FA

CB 5-10½ 184

Purdue
Born: 1/3/57, Mattoon, IL

Professional: Signed with Bears as free agent 3/27/80 . . . eighth round draft choice of Bears in '79 . . . played with Saskatchewan in Canadian League in '79.

Collegiate: Two-year starter at corner after sophomore season as running back . . . led Big 10 last season in kickoff returns with 12 for 308, a 25.7 average . . . as soph rusher ran 37 times for 137 yards and 1 TD . . . had 63-yard KOR in '78 Boilermaker comeback upset of Michigan State . . . played in Hula, Japan Bowls.

Personal: Given name Richard Louis Moss . . . all-state RB twice at Mattoon High . . . set school records on track in sprints, long jump . . . had pro baseball offers . . . also earned basketball letter . . . management major.

TURK SCHONERT
Joined Bears: 1980, D-9

QB 6-1 185

Stanford
Born: 1/15/57, Placentia, CA

Professional: 241st player, 17th QB in draft.

Collegiate: Nation's passing efficiency leader last season based on rating system with 164.5 points . . . set pass-minded Stanford records for completion percentage (67) and interception avoidance (2.71) as a senior starter . . . backed up Guy Benjamin (Dolphins) and Steve Dils (Vikings) as soph, junior . . . redshirted '76 . . . has not thrown interception in last six games—130 passes . . . SI player of the Week for engineering 21-all game with USC that cost Troy national title . . . threw TD pass in East-West game . . . helped Stanford become first school in NCAA history to win 3 consecutive passing crowns . . . led Pac-10 in TD passes last season with 19 . . . pocket passer.

Personal: Given name Turk (named by father) Leroy Schonert . . . prep all-America after junior season at Placentia Servite High . . . missed several senior season games with broken rib, collapsed lung . . . was 171 of 329 for 2,630 in last two years there . . . political science major.

MOORE

MOSS

SCHONERT



Rushing	Att.	Yds.	Avg.	Tds.	Recept.	Yds.	Avg.	Tds.
1976	125	487	3.9	5	4	17	4.3	0
1977	139	638	4.6	8	12	101	8.4	0
1978	184	720	3.9	7	10	111	11.1	1
1979	185	873	4.7	6	13	99	7.6	1
Totals	633	2,818	4.5	26	39	328	8.4	2

Suhey's Collegiate Stats

Personal: Given name Matthew Jerome Suhey, maternal grandfather Bob Higgins was a Penn State all-America in 1919, played end for Canton Bulldogs against George Halas and Chicago Staleys in 1921 (Staleys 10-0), and coached the Lions from 1930-48. Father (Steve) was an all-America guard for State in 1947 and played with Jim Finks and Pittsburgh Steelers 1949. Brothers Larry (RB) and Paul (LB) also played for Lions. Paul was 78 captain, three-year all-State at State College High, football captain, lettered in track and wrestling. marketing major.

College: Four-year starter. State's second leading career rusher behind Lydell Mitchell, ahead of John Cappelletti, Lenny Moore, Charlie Pittman, Franco Harris. Third in total offense (3,146 yds), fourth in TDs (29). School record for rushing attempts/career (633). Named to UPI's all-East squad, honorable mention all-America. Played in Hula Bowl, special teamer. named to "all-America Blocker team". had 12.0 punt return, 16.8 KOR averages.

Professional: 46th player, 7th running back in draft.

Joined Bears: 1980, D-2
MATT SUHEY
RB-KR 5-11 212
Penn State
Born: 7/7/58, Bellefonte, PA

Personal: Given name Willie James Stephens, prepped at Abilene (Tx.) High, lettered in football (2), track (3) as quarterback, physical education major.

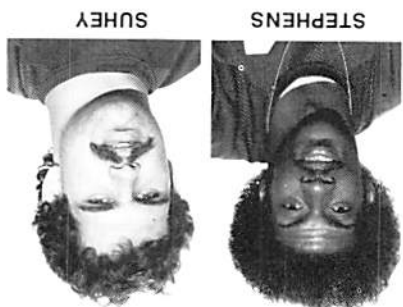
College: Four-year letterman, all-Southwest Conference as junior cornerback. Sports Illustrated player of the week after intercepting two passes and recovering a fumble in Tech's 78-22-21 win over SWC champ Houston. eight interceptions in last 2 years. 142 total career tackles. 15 passes broken up.

Professional: 268th player in draft.

Joined Bears: 1980, D-10
WILLIE STEPHENS
S 6-0 189
Texas Tech
Born: 5/19/58, Haskell, TX


Passing:	Att.	Comp.	Yds.	Tds.	Int.	Rush.	Yds.	Tds.
1978	9	4	44.4	4	2	6	13	0
1979	221	148	67.0	1,927	19	6	75	46
Totals	230	152	66.1	1,931	21	7	81	59

Schoner's Collegiate Stats



SUHEY

STEPHENS

**TABOR****PAUL TABOR****Joined Bears: 1980, D-5****Professional:** 130th player in draft.

Collegiate: All-Big Eight and honorable mention all-America . . . played in East-West and Senior Bowl as guard . . . center as soph, guard as junior, center as senior . . . '79 co-captain . . . pivot of Big Eight's leading rushing team . . . Sooners led nation in '78 . . . non-injury redshirt in '76.

Personal: Given name Paul Carrol Tabor . . . twin brother Phil is a defensive tackle with the New York Giants . . . prepped at Houston (Tx.) Spring Branch High . . . petroleum land management major.

**THOMPSON****ARLAND THOMPSON****Joined Bears: 1980, D-4****Professional:** 103rd player in draft.

Collegiate: Started at center as freshman, tackle last three years . . . played in Japan Bowl, East-West game . . . graded in 90's as tackle . . . had knee surgery halfway through junior season . . . reported to have quickness and strength.

Personal: Given name Arland Lee Thompson . . . played in the Texas High School Coaches all-star game . . . all-state at Plainview High . . . lettered in track (discus record) . . . math major.

**TOLBERT****EMANUEL TOLBERT****Joined Bears: 1980, D-7****Professional:** 182nd player in draft.

Collegiate: Consensus all-America WR after junior (62 for 16.2, 11 TDs) season . . . set SWC career records for TDs 25, catches 171, yards 2,784 . . . was NCAA's number two ranked receiver in '77 and '78 . . . senior production dropped with injury to QB Mike Ford . . . three-time all-conference pick . . . had 4-TD, 13-catch day in '78 vs. Baylor . . . reported to be fine pattern runner with soft hands . . . had 4.3 career rushing average, 16.5 on kickoffs . . . had TD catches in both Hula, Japan Bowls . . . named to AP's all-SWC of decade.

Personal: Given name Emanuel Quezon Tolbert . . . nickname E.T. . . hobbies include swimming, tennis . . . prepped at Central (Little Rock) High . . . lettered in football (3), track (2) :09.8 100, basketball (1) . . . all-state receiver . . . team's three-year football record was 31-1-3 and finished third, second, and first in state . . . summer employment at University of Arkansas Medical Center . . . business major.

Tolbert's Collegiate Stats

Receiving	No.	Yds.	Avg.	Tds.
1976	17	371	21.8	4
1977	64	996	15.1	6
1978	62	1,041	16.2	11
1979	28	376	13.4	4
Totals	171	2,784	16.3	25

MIKE ULMER**Joined Bears: 1980, FA****Professional:** Signed with Bears as free agent 3/4/80 . . . had signed with Bears as free agent 5/22/78 as a**ULMER****C-G 6-1 241****Born: 11/30/56, Little Rock, AR****G-C 6-3 251****Born: 9/19/57, Lockney, TX****Baylor****WR 5-8½ 182****Born: 9/2/58, N. Little Rock, AR****SMU****S 6-0 194****Born: 12/28/54, York, NE****Doane**

running back, but was cut during training camp . . . played with Omaha Mustangs semi-pro team in '78 . . . had a '79 training camp tryout with the San Francisco 49ers . . . scored six touchdowns as a defensive back and return man for Jacksonville in the American Football Association in '79 . . . most valuable player in American Bowl.

Collegiate: Three-year letterman . . . all conference honorable mention in '77 . . . four-year track letterman (hurdler) . . . red-shirted junior year (broken leg) . . . all-America in track NCAA Division III 110 meter high hurdles (14.09).

Personal: Given name Michael Walter Ulmer . . . prepped at Clay Center (Neb.) High . . . b.a. degree in biology.

BOB UNRUH

K 6-1 190

Wheaton

Joined Bears: 1980, W-Packers Born: 7/14/57, B'Il'ng'h'm, WA

Professional: Awarded to Bears on waivers from Packers 3/4/80 . . . signed as a free agent by Packers shortly after the '79 draft, waived, signed again by Green Bay, and then waived again.

Collegiate: Two-year all-conference (CCIW) . . . most productive kicker in NCAA Division III in '77 with 11 field goals, including record five in one game . . . soccer style kicker . . . averaged 37.9 yards punting . . . scored 156 points during collegiate career . . . all conference baseball . . . three-year letterman.

Personal: Given name Robert Dale Unruh . . . married (Brenda) . . . prepped at Meridian (WA) High . . . active in Fellowship of Christian Athletes . . . plays bass guitar . . . b.a. degree in physical education.

OTIS WILSON

LB 6-2 222

Louisville

Joined Bears: 1980, D-1

Born: 9/15/57, New York, NY

Professional: 19th pick and first linebacker in draft.

Collegiate: Broke 2 of Doug Buffone's records for tackles . . . co-captain . . . defensive most valuable in '77 Independence Bowl . . . NEA, Sporting News all-America . . . ranks second on career tackles list to Buffone (485 to 495) ahead of Broncos' Tom Jackson . . . '76 transfer from Syracuse where he led varsity in tackles/named team defensive most valuable as frosh . . . 10 career interceptions for 95 yards, 8 career recovered fumbles . . . aggressive player even in practice . . . 4.7 40 . . . projected both inside and out as Red Rage played 5-2 defensive . . . made 25 tackles vs. Cincinnati in '79 . . . led major college LB's with 6 interceptions in '77 . . . played in East-West, Senior Bowls.

Personal: Given name Otis Ray Wilson . . . nickname "Big O", the Stick . . . prepped at Brooklyn Thomas Jefferson High . . . two-time all-City and all-State selection . . . grew up in Brownsville neighborhood which produced John Brockington, basketball pro Lloyd Free, WBA light heavyweight champ Eddie Gregory . . . has 3 sisters, step-sister and 2 brothers . . . mother (Maxine) works at Youth Corps office . . . first team all-America as senior when Moe Finkelstein's team played for State title . . . communications major.

Wilson's Collegiate Stats

	TT	Solo	Assist	Tl/Yds	Pl/Yds/Tds	FR
1977	175	113	62	13/85	2/34/0	5
1978	158	94	64	12/35	6/53/0	0
1979	152	102	50	7/38	2/8/0	3
Totals	485	309	176	32/158	10/95/0	8

UNRUH

WILSON



ROOKIE FREE AGENT CAPSULES

The following is a compilation of biographical highlights on rookies at their first NFL camp this summer. Vitals on them can be found in the newcomer roster on page 65:

RB Vincent Allen, Indiana State . . . set nine State records . . . had 1,000 yards rushing in each of his four seasons . . . had 100-yard rushing days in 27 of 39 contests . . . four-year totals show 832 rushes, 4335 yards, 33 TDs; 44 receptions, 303 yards; 34 punt returns, 241 yards; 30 kickoff returns, 558 yards; 2 passes for 46 yards. **T Rennie Buckner**, Boise State . . . 2nd team all-conference for Harbor (Los Angeles) Junior College . . . 1st team all-Big Sky Conference, honorable mention all-America for State. **WR Mike Harris**, Purdue . . . began his collegiate career at Fullerton JC . . . had five clutch receptions, including one TD for Purdue against Ohio State in '78. **LB Larry Jamieson**, Jackson State . . . recommended by Waller Payton. **K Chuck Male**, Notre Dame . . . two-year letterman at ND after transferring from Western Michigan . . . kicked four FGs vs. Michigan in '79 (ND 12-Michigan 10) . . . played in Senior Bowl . . . redshirted in '76. **T Steve McKenzie**, Purdue . . . two-year all-Big Ten . . . 2nd team all-America as senior . . . four-year letterman. **P-WR Rick Nash**, Idaho St . . . prepped at Barrington (IL) High. **QB Mike Wright**, Bowling Green . . . all mid-America all-academic . . . three-year letterman . . . all mid-America conference . . . captain, most valuable.

RECENT BEAR TRADES 1979 NONE

Date	Bears Obtained	1978 From	For
9/5	WR Golden Richards	Cowboys	1979 5th round draft choice & 1980 3rd round draft choice.
8/29	RB Alvin Maxson	Steelers	Considerations
8/22	TE Mike Cobb	Bengals	1979 4th round draft choice.
5/2	1978 5th round draft pick & 1978 6th round draft pick.	Chiefs	1978 4th round draft choice.
4/20	DE Tommy Hart	49ers	1978 2nd round draft choice.
4/12	TE Bob Moore & 1979 1st round draft pick (DT Dan Hampton).	Buccaneers	DT Wally Chambers

		1977	
8/31	DE Billy Newsome	Bills	C Connie Zelencik
5/3	QB Mike Phipps	Browns	1977 4th round draft choice & 1978 1st round draft choice.
5/2	RB Tommy Reamon	Chiefs	1977 6th round draft choice.
4/13	Two 1977 6th round draft picks.	Buccaneers	QB Gary Huff.

		1976	
9/13	RB Larry Schreiber	49ers	1978 5th round draft choice.
5/12	DE Royce Berry	Bengals	1978 5th round draft choice.
4/8	1976 1st round draft pick (T Dennis Lick).	Detroit	1976 1st & 3rd round draft choices.

1975

(The Bears made 16 trades during the 1975 season. The following are the ones involving players still in the NFL.)

9/9	DT Ron Rydatch, RB Mike Adame, & 1976 4th round draft pick.	Jets	RB Carl Garrett.
1/28	1975 6th round draft pick (LB Tom Hicks.)	Chargers	RB Jim Harrison.
1/28	TE Greg Latta	Colts	1975 3rd & 7th round draft choices.
1/28	G Noah Jackson	Colts	1975 7th round draft choice & 1976 5th round draft choice.

HOW THE 1979 BEARS WERE BUILT

Free Agents (17)

Trades (7)

Draft (28)

Waivers (3)
 K Bob Thomas, 1975, from Los Angeles
 CB Terry Schmidt, 1976, from New Orleans
 DT Alan Page, 1978, from Minnesota

WR-PR Steve Schubert
 C Dan Neal

TE Greg Latta
 G Noah Jackson
 (from Baltimore)

DT Ron Hydalch
 (from Baltimore)
 LB Tom Hicks (No. 6b)
 S Doug Plank (No. 12)
 RB Roland Harper (No. 17)

LB Doug Buffone (No. 4)
 1972-3
 4-9-1
 Fourth, NFC Central
 * Lionel Antoine (No. 1a)
 P-TE Bob Parsons (No. 5)
 DT Jim Osborne (No. 7b)

CB Allan Ellis (No. 5)

1973-1
 3-11-0
 Fourth, NFC Central
 1975-14
 4-10-0
 Third, NFC Central

RB Walter Payton (No. 1)
 DE Mike Hanstine (No. 2)
 CB-PR Virgil Livers (No. 4)
 G Revie Sorey (No. 5)
 QB Bob Avelini (No. 6a)
 LB Tom Hicks (No. 6b)
 S Doug Plank (No. 12)
 RB Roland Harper (No. 17)
 T Dennis Lick (No. 1)
 WR-KR Brian Baschnagel (No. 3)
 T Dan Jiggett (No. 6)
 LB Jerry Muckensturm (No. 7)
 (DE-DT Jerry Meyers, No. 15)†

S Gary Fencik
 WR James Scott
 DE-DT Jerry Meyers†

QB Mike Phipps
 (from Cleveland)
 LB Gary Campbell

T Ted Albrecht (No. 1)
 CB Mike Sivey (No. 2)
 RB Robin Earl (No. 3)
 QB Vince Evans (No. 6)

TE Mike Cobb
 (from Cincinnati)
 CB Wendford Gaines
 LB Bruce Herron

* DT Brad Shearer (No. 3)
 RB John Sklinski (No. 6a)

DE Tommy Hart
 (from San Francisco)
 WR Golden Richards
 (from Dallas)

C Tony Ardzzone
 WR Kris Haines
 LB Mark Merrill
 RB Lannie Perrin
 WR Harry Washington
 RB Dave Williams
 T Rocco Moore
 G Lynn Boden
 DT-DE Jerry Meyers†

DE Dan Hampton (No. 1a)
 DE Al Harris (No. 1b)
 WR Rickey Watts (No. 2)
 RB Willie McClendon (No. 3)
 LB Lee Kunz (No. 7)

† Meyers was waived and released three times (Aug. 24 and Sept. 8, 1976 and Aug. 27, 1979 by Bears and then signed as free agent Sept. 1, 1976, Sept. 15, 1976 and Aug. 29, 1979).
 * Finished season on injured reserve.



Halas Hall

The ultimate in bear dens, Halas Hall—the Club's new \$1.6 million player headquarters—opens its doors for its first full season of use July 26 when the Bears report to training camp.

Located at 250 N. Washington Street on the campus of Lake Forest College some 35 miles north of the Loop on Chicago's North Shore, its year around home to the team's players, coaching, training and equipment staffs, and film, personnel and public relations departments.

Named to honor George S. Halas, the Bears founder, chief executive, and one of the pioneers of the present day National Football League, the building is dedicated to the memory of George Halas, Jr., who died Dec. 16.

The Halases were the driving forces behind construction of the building in the collegiate setting.

Nearly a year in the building, Halas Hall was opened to the players in September of '79. Coaches and other staff members moved into the top floor of the complex in November. Finishing touches were not completed until May of 1980. Ground was broken on the project in November of '78.

It is a 32,000 square foot, three story building set at the foot of the College's Farwell Athletic Field. A regulation-sized grass football field and one some 70 yards long are located 15 yards from the player lockerrooms. In training camp, the Bears also use two other fields directly across Washington Street.

Halas Hall was designed by Allan M. Pickus Architects and built by Pickus Construction of Wau-

kegan, Ill. The Bears studied similar facilities around the League before approving final designs and blueprints.

The lower floor of Halas Hall houses team meeting rooms, a player lounge, racquetball court, rookie lockers and shower areas, storage and utility rooms.

The central floor features the veteran player lockerroom, showers and sauna, training and weight rooms, coaches lockerroom, equipment room, laundry, photo lab, and media workroom with attached private interview areas.

The top floor holds reception areas, coaches offices, staff meeting rooms, public relations and PR workroom, personnel and scouting offices and work rooms, general offices, duplicating room, and computer scouting department.

The building's exterior and the landscaping was designed to fit unobtrusively into the suburban setting.

Most of its offices and player areas are equipped with closed circuit television system as a game-review-teaching aid.

Access to Halas Hall via automobile is easy:

From the Loop—Take Edens Expressway (41) north to Lake Forest exiting on Deerpath Road. Travel Deerpath east through shopping area to turn south on Washington to 250 N. Washington.

From O'Hare—Take 294 north exiting at Hwy 60 (2 tolls). Take 60 east to where it deadends into 41. Go north approximately 200 yards to the Deerpath Road exit. Proceed as above.

DEFENSIVE TRENDS

Defensive Statistics	1963	1964	1965	1966	1967	1968	1969	1970	1971	1972	1973	1974	1975	1976	1977	1978	1979
first downs/game	14.0	17.8	17.4	17.1	15.4	17.1	14.9	16.7	16.7	16.0	17.6	16.5	20.1	17.8	17.2	17.6	17.0
net yards/game	226.9	320.4	304.9	283.6	243.3	312.2	277.2	290.5	322.9	280.2	298.8	272.7	326.9	300.1	306.1	292.5	281.6
yards rush/game	103.0	133.1	109.3	114.6	109.6	121.7	135.7	105.1	151.1	125.1	179.2	124.2	147.9	141.7	154.1	135.9	123.6
yards/rush	—	4.3	3.8	3.4	3.7	4.0	4.3	3.2	4.1	3.7	4.5	3.4	3.8	3.8	4.0	3.9	3.8
rush game	—	31.1	28.6	33.3	29.9	30.5	31.4	32.8	36.4	34.0	40.2	37.1	39.1	37.3	38.9	35.5	32.4
yards pass/game	123.9	187.3	195.6	185.7	133.9	190.5	141.5	185.4	171.7	155.1	119.6	148.5	179.0	158.4	151.9	156.6	158.0
yards pass att	5.79	7.92	6.95	6.98	5.80	8.69	7.56	7.42	7.20	6.86	6.53	6.84	7.08	6.51	6.19	6.55	6.51
pass/game	25.2	26.1	31.7	29.0	26.4	23.8	21.1	28.1	25.9	24.4	21.6	23.5	28.5	28.6	26.9	27.3	28.6
comp. game	11.7	13.4	15.5	14.4	12.0	12.3	10.7	16.6	13.7	12.9	11.1	12.4	14.9	14.3	13.0	14.9	13.9
int./game	2.6	0.7	0.9	1.1	2.0	1.3	1.1	1.1	1.6	1.5	1.0	1.3	0.9	1.7	1.3	1.1	1.8
punts/game	5.2	4.4	4.6	5.7	5.5	4.7	4.5	6.2	4.7	3.7	4.7	5.5	6.1	6.1	6.6	6.1	5.6
touchdowns/game	1.3	3.4	2.4	2.4	1.9	3.1	3.1	2.2	2.1	2.2	2.6	2.4	3.4	1.8	1.9	2.1	1.9
tds rush/game	0.6	1.4	1.1	1.5	0.9	1.2	1.2	0.8	1.0	0.8	1.4	1.2	1.8	0.7	1.0	0.9	0.6
tds pass/game	0.7	1.9	1.3	0.9	1.0	1.8	1.6	1.3	0.9	1.1	1.2	0.9	1.6	1.1	0.5	1.0	1.3
tds ret. game	0.0	0.1	0.0	0.0	0.1	0.1	0.2	0.1	0.2	0.3	0.1	0.3	0.1	0.0	0.4	0.1	0.1
points/game	10.3	27.1	19.6	19.4	15.6	23.8	24.2	18.6	19.7	19.6	23.9	19.9	27.1	15.4	18.1	17.1	15.6
team pen. game	6.6	6.9	6.9	5.1	7.0	8.1	6.4	—	5.6	5.3	5.5	6.3	7.1	8.1	6.9	6.3	6.3
team pen. yds./game	57.4	58.4	59.0	49.0	68.1	85.3	67.1	—	58.5	41.0	48.0	48.5	62.9	70.3	60.9	59.9	51.0

OFFENSIVE TRENDS

Offensive Statistics	1963	1964	1965	1966	1967	1968	1969	1970	1971	1972	1973	1974	1975	1976	1977	1978	1979
first downs:game	18.4	17.7	18.4	14.0	12.5	15.6	16.9	12.8	13.5	13.6	13.8	14.5	13.6	14.4	17.6	16.4	16.4
net yards:game	298.0	286.2	349.8	264.2	235.2	289.9	254.9	233.2	238.3	247.7	223.5	228.6	249.4	274.5	332.5	278.7	289.8
yards rush/game	119.9	83.3	152.2	137.6	132.3	169.8	148.4	78.0	102.4	168.6	136.2	105.7	118.1	168.8	200.8	157.9	155.4
yards rush	3.5	3.3	4.4	4.2	3.8	4.7	4.5	3.1	3.9	4.4	3.8	3.4	3.7	4.1	4.7	4.0	4.0
rush:game	34.8	25.4	34.2	33.1	34.9	35.7	33.0	25.2	26.1	38.3	35.4	31.0	31.5	41.3	42.8	39.6	39.2
yards pass:game	178.1	202.9	197.6	140.4	102.9	120.1	106.4	155.2	135.9	79.1	87.3	122.9	131.4	105.7	131.7	120.8	134.4
yards pass att	6.61	6.19	8.37	5.96	6.24	5.45	5.02	5.76	5.18	6.26	5.34	5.25	6.09	6.13	6.79	6.31	6.51
pass:game	28.9	35.3	25.8	24.1	19.1	24.5	27.4	30.1	31.6	14.6	21.6	28.3	25.4	19.9	21.8	22.0	23.3
comp:game	15.8	20.1	14.4	11.4	9.4	11.3	13.8	15.0	13.3	5.6	9.7	13.2	13.6	8.8	11.5	11.6	12.2
int:game	1.0	1.5	0.9	1.6	1.3	1.5	1.5	1.6	2.0	0.9	1.1	1.6	1.6	1.1	1.3	1.8	1.0
punts:game	4.6	5.1	4.1	5.7	5.6	4.7	5.4	6.0	5.5	4.8	6.1	6.5	6.7	7.1	5.9	6.0	5.8
tum:game	1.1	1.4	2.4	1.9	1.8	2.0	1.9	2.1	2.0	2.9	2.9	2.5	2.5	1.7	2.6	1.4	1.3
tum lost:game	0.8	0.9	1.7	1.6	1.0	0.9	1.2	1.0	1.3	1.6	1.9	1.1	1.2	0.9	1.2	0.5	0.8
touchdowns:game	2.6	2.3	3.9	1.9	2.1	1.8	1.9	2.0	1.4	1.9	1.6	1.3	1.6	2.2	2.2	1.8	2.3
tds rush:game	1.1	0.4	1.9	1.0	0.9	1.0	1.0	0.2	0.4	1.1	0.8	0.7	0.8	1.4	1.3	1.2	1.1
tds pass:game	1.3	1.8	1.6	0.7	0.6	0.7	0.8	1.5	0.9	0.6	0.6	0.6	0.6	0.6	0.8	0.4	1.0
tds ret:game	0.3	0.1	0.4	0.1	0.6	0.1	0.1	0.3	0.1	0.2	0.2	0.0	0.1	0.1	0.1	0.2	0.3
points:game	21.5	18.6	29.2	16.7	17.1	17.9	15.0	18.3	13.2	16.1	13.9	10.9	13.6	18.1	18.2	15.8	19.1

1980 NFL PRESEASON SCHEDULE



(All Times Local)

SATURDAY, AUGUST 2

San Diego vs. Green Bay Canton, Ohio	3:30
---	------

THURSDAY, AUGUST 7

Atlanta at Seattle	7:30
--------------------------	------

SATURDAY, AUGUST 9

Cincinnati at Denver	8:00
Cleveland at Kansas City	8:00
Green Bay at Dallas	8:00
Oakland at San Francisco	7:00
Pittsburgh at New York Giants	8:00
Philadelphia at Buffalo	6:00
St. Louis at New Orleans	7:00
San Diego at Minnesota	8:00
Washington at Baltimore	8:00

SUNDAY, AUGUST 10

Chicago at New York Jets (Giants Stadium)	7:30
Detroit at Miami	4:00

MONDAY, AUGUST 11

New England at Los Angeles	8:00
Tampa Bay at Houston	7:00

FRIDAY, AUGUST 15

New York Jets at Philadelphia	7:30
Pittsburgh at Atlanta	9:00

SATURDAY, AUGUST 16

Baltimore vs. Green Bay (Milw.)	7:00
Chicago at Cincinnati	8:00
Dallas at Los Angeles	7:00
Denver at New York Giants	8:00
Buffalo at Detroit	8:00
St. Louis at Tampa Bay	7:00
San Francisco at San Diego	6:00
New England at Oakland	6:00

SUNDAY, AUGUST 17

New Orleans at Houston	12:00
------------------------------	-------

MONDAY, AUGUST 18

Miami at Seattle	7:30
Minnesota at Kansas City	8:00
New England at Oakland	6:00
Washington at Cleveland	8:00

FRIDAY, AUGUST 22

New York Giants at Baltimore	8:00
------------------------------------	------

SATURDAY, AUGUST 23

Atlanta at San Diego	6:00
Cincinnati at Tampa Bay	7:00
Cleveland at Chicago	6:00
Green Bay at Buffalo	6:00
Houston at Dallas	8:00
Kansas City at St. Louis	6:00
Los Angeles at Denver	7:30
Minnesota at Miami	8:00
New Orleans at Detroit	8:00
New York Jets at Pittsburgh	6:00
Oakland at Washington	7:30
Seattle at San Francisco	7:00

SUNDAY, AUGUST 24

Philadelphia at New England	12:30
-----------------------------------	-------

THURSDAY, AUGUST 28

Buffalo at Houston	7:00
--------------------------	------

FRIDAY, AUGUST 29

Baltimore at Atlanta	8:00
Miami at New Orleans	8:00
New England at Seattle	5:30
Washington at Tampa Bay	7:00

SATURDAY, AUGUST 30

Cleveland at Minnesota	8:00
Denver at Green Bay	7:00
Detroit at Cincinnati	8:00
Kansas City vs. San Francisco (Tucson)	7:30
New York Jets at New York Giants	8:00
Philadelphia at Oakland	6:00
Pittsburgh at Dallas	8:00
St. Louis at Chicago	6:00
San Diego at Los Angeles	7:00

1980 NATIONAL FOOTBALL LEAGUE SCHEDULE

(All Times Local)

SUNDAY, SEPTEMBER 7

Atlanta at Minnesota	12:00
Baltimore at New York Jets	4:00
Chicago at Green Bay	12:00
Cleveland at New England	1:00
Denver at Philadelphia	4:00
Detroit at Los Angeles	1:00
Houston at Pittsburgh	1:00
Miami at Buffalo	1:00
New York Giants at St. Louis	12:00
Oakland at Kansas City	3:00
San Diego at Seattle	1:00
San Francisco at New Orleans	12:00
Tampa Bay at Cincinnati	1:00

MONDAY, SEPTEMBER 8

Dallas at Washington	9:00
----------------------	------

THURSDAY, SEPTEMBER 11

Los Angeles at Tampa Bay	9:00
--------------------------	------

SUNDAY, SEPTEMBER 14

Atlanta at New England	1:00
Cincinnati at Miami	4:00
Dallas at Denver	2:00
Detroit vs Green Bay at Milw.	1:00
New Orleans at Chicago	1:00
New York Jets at Buffalo	1:00
Oakland at San Diego	1:00
Philadelphia at Minnesota	12:00
Pittsburgh at Baltimore	2:00
St. Louis at San Francisco	1:00
Seattle at Kansas City	1:00
Washington at New York Giants	4:00

MONDAY, SEPTEMBER 15

Houston at Cleveland	9:00
----------------------	------

SUNDAY, SEPTEMBER 21

Baltimore at Houston	1:00
Buffalo at New Orleans	1:00
Green Bay at Los Angeles	1:00
Kansas City at Cleveland	1:00
Miami at Atlanta	1:00
Minnesota at Chicago	12:00
New England at Seattle	1:00
Pittsburgh at Cincinnati	1:00
St. Louis at Detroit	1:00
San Diego at Denver	2:00
San Francisco at New York Jets	1:00
Tampa Bay at Dallas	3:00
Washington at Oakland	1:00

MONDAY, SEPTEMBER 22

New York Giants at Philadelphia	9:00
---------------------------------	------

SUNDAY, SEPTEMBER 28

Atlanta at San Francisco	1:00
Chicago at Pittsburgh	1:00
Cleveland at Tampa Bay	1:00
Dallas vs. Green Bay at Milw.	1:00
Houston at Cincinnati	1:00
Los Angeles at New York Giants	1:00
Minnesota at Detroit	1:00
New Orleans at Miami	1:00
New York Jets at Baltimore	4:00
Oakland at Buffalo	1:00
Philadelphia at St. Louis	1:00
San Diego at Kansas City	3:00
Seattle at Washington	4:00

MONDAY, SEPTEMBER 29

Denver at New England	9:00
-----------------------	------

SUNDAY, OCTOBER 5

Baltimore at Miami	1:00
Buffalo at San Diego	1:00
Cincinnati at Green Bay	1:00
Denver at Cleveland	1:00
Detroit at Atlanta	1:00
Kansas City at Oakland	1:00
New England at New York Jets	1:00
New York Giants at Dallas	3:00
Pittsburgh at Minnesota	12:00
St. Louis at New Orleans	12:00
San Francisco at Los Angeles	1:00
Seattle at Houston	12:00
Washington at Philadelphia	1:00

MONDAY, OCTOBER 6

Tampa Bay at Chicago	8:00
----------------------	------

SUNDAY, OCTOBER 12

Baltimore at Buffalo	1:00
Chicago at Minnesota	1:00
Cincinnati at Pittsburgh	1:00
Cleveland at Seattle	1:00
Green Bay at Tampa Bay	1:00
Houston at Kansas City	3:00
Los Angeles at St. Louis	1:00
Miami at New England	1:00
New Orleans at Detroit	4:00
New York Jets at Atlanta	4:00
Philadelphia at New York Giants	1:00
San Diego at Oakland	1:00
San Francisco at Dallas	1:00

MONDAY, OCTOBER 13

Washington at Denver 7:00

SUNDAY, OCTOBER 19

Atlanta at New Orleans 1:00
 Buffalo at Miami 1:00
 Dallas at Philadelphia 1:00
 Detroit at Chicago 1:00
 Green Bay at Cleveland 1:00
 Kansas City at Denver 12:00
 Los Angeles at San Francisco 1:00
 Minnesota at Cincinnati 1:00
 New England at Baltimore 2:00
 New York Giants at San Diego 1:00
 St. Louis at Washington 1:00
 Seattle at New York Jets 1:00
 Tampa Bay at Houston 3:00

MONDAY, OCTOBER 20

Oakland at Pittsburgh 9:00

SUNDAY, OCTOBER 26

Chicago at Philadelphia 4:00
 Cincinnati at Houston 3:00
 Denver at New York Giants 1:00
 Detroit at Kansas City 1:00
 Los Angeles at Atlanta 1:00
 Minnesota at Green Bay 12:00
 New England at Buffalo 1:00
 New Orleans at Washington 1:00
 Pittsburgh at Cleveland 1:00
 St. Louis at Baltimore 2:00
 San Diego at Dallas 8:00
 Seattle at Oakland 1:00
 Tampa Bay at San Francisco 1:00

MONDAY, OCTOBER 27

Miami at New York Jets 9:00

SUNDAY, NOVEMBER 2

Atlanta at Buffalo 1:00
 Baltimore at Kansas City 12:00
 Dallas at St. Louis 1:00
 Green Bay at Pittsburgh 1:00
 Houston at Denver 2:00
 Miami at Oakland 1:00
 Minnesota at Washington 4:00
 New Orleans at Los Angeles 1:00
 New York Giants at Tampa Bay 1:00
 New York Jets at New England 4:00
 Philadelphia at Seattle 1:00
 San Diego at Cincinnati 1:00
 San Francisco at Detroit 1:00

MONDAY, NOVEMBER 3

Chicago at Cleveland 9:00

SUNDAY, NOVEMBER 9

Atlanta at St. Louis 1:00
 Buffalo at New York Jets 4:00
 Cincinnati at Oakland 1:00
 Cleveland at Baltimore 2:00
 Dallas at New York Giants 1:00
 Denver at San Diego 1:00
 Detroit at Minnesota 1:00
 Kansas City at Seattle 1:00
 Miami at Los Angeles 1:00
 Philadelphia at New Orleans 3:00
 Pittsburgh at Tampa Bay 1:00
 San Francisco vs. Green Bay at Milw. 1:00
 Washington at Chicago 12:00

MONDAY, NOVEMBER 10

New England at Houston 8:00

SUNDAY, NOVEMBER 16

Baltimore at Detroit 1:00
 Buffalo at Cincinnati 1:00
 Cleveland at Pittsburgh 1:00
 Green Bay at New York Giants 1:00
 Houston at Chicago 3:00
 Kansas City at San Diego 1:00
 Los Angeles at New England 1:00
 New Orleans at Atlanta 1:00
 New York Jets at Denver 2:00
 Philadelphia at Washington 1:00
 St. Louis at Dallas 1:00
 San Francisco at Miami 4:00
 Tampa Bay at Minnesota 1:00

MONDAY, NOVEMBER 17

Oakland at Seattle 6:00

THURSDAY, NOVEMBER 20

San Diego at Miami 8:30

SUNDAY, NOVEMBER 23

Baltimore at New England 1:00
 Chicago at Atlanta 1:00
 Cincinnati at Cleveland 1:00
 Detroit at Tampa Bay 1:00
 Green Bay at Minnesota 1:00
 Houston at New York Jets 1:00
 Kansas City at St. Louis 1:00
 New York Giants at San Francisco 1:00
 Oakland at Philadelphia 1:00
 Pittsburgh at Buffalo 1:00
 Seattle at Denver 2:00
 Washington at Dallas 3:00

MONDAY, NOVEMBER 24

Los Angeles at New Orleans 8:00

THURSDAY, NOVEMBER 27

Chicago at Detroit	12:30
Seattle at Dallas	3:00

SUNDAY, NOVEMBER 30

Buffalo at Baltimore	2:00
Cincinnati at Kansas City	1:00
Cleveland at Houston	3:00
Miami at Pittsburgh	1:00
Minnesota at New Orleans	1:00
New England at San Francisco	1:00
New York Jets at Los Angeles	1:00
Philadelphia at San Diego	1:00
St. Louis at New York Giants	1:00
Tampa Bay vs. Green Bay at Milw.	1:00
Washington at Atlanta	1:00

MONDAY, DECEMBER 1

Denver at Oakland	6:00
-------------------------	------

THURSDAY, DECEMBER 4

Pittsburgh at Houston	7:30
-----------------------------	------

SUNDAY, DECEMBER 7

Atlanta at Philadelphia	1:00
Baltimore at Cincinnati	1:00
Dallas at Oakland	1:00
Denver at Kansas City	3:00
Detroit at St. Louis	1:00
Green Bay at Chicago	1:00
Los Angeles at Buffalo	1:00
Minnesota at Tampa Bay	1:00
New Orleans at San Francisco	1:00
New York Giants at Seattle	1:00
New York Jets at Cleveland	1:00
San Diego at Washington	1:00

MONDAY, DECEMBER 8

New England at Miami	9:00
----------------------------	------

SATURDAY, DECEMBER 13

New York Giants at Washington	12:30
Seattle at San Diego	1:00

SUNDAY, DECEMBER 14

Buffalo at New England	1:00
Cincinnati at Chicago	1:00
Cleveland at Minnesota	1:00
Houston at Green Bay	12:00
Kansas City at Pittsburgh	1:00
Miami at Baltimore	4:00
New Orleans at New York Jets	1:00
Oakland at Denver	2:00
St. Louis at Philadelphia	1:00
San Francisco at Atlanta	1:00
Tampa Bay at Detroit	4:00

MONDAY, DECEMBER 15

Dallas at Los Angeles	6:00
-----------------------------	------

SATURDAY, DECEMBER 20

Chicago at Tampa Bay	4:00
New York Jets at Miami	12:30

SUNDAY, DECEMBER 21

Atlanta at Los Angeles	1:00
Buffalo at San Francisco	1:00
Cleveland at Cincinnati	1:00
Denver at Seattle	1:00
Green Bay at Detroit	1:00
Kansas City at Baltimore	2:00
Minnesota at Houston	12:00
New England at New Orleans	12:00
Oakland at New York Giants	1:00
Philadelphia at Dallas	3:00
Washington at St. Louis	12:00

MONDAY, DECEMBER 22

Pittsburgh at San Diego	6:00
-------------------------------	------



American National Bank

33 North La Salle / La Salle at Wacker 60630 / Phone (312) 601-5000

We're the bank for business.

Final 1979 Bear Statistics

TEAM STATISTICS

	BEARS	OPPONENT
TOTAL FIRST DOWNS	262	272
Rushing	140	100
Passing	98	148
Penalty	24	24
Third Down: Made/Att.	368/360	
Third Down Efficiency	93/253	87/242
TOTAL NET YARDS	4637	4506
Avg. Per Game	289.8	281.6
Total Plays	1028	1024
Avg. Per Play	4.5	4.4
NET YARDS RUSHING	2486	1978
Avg. per Game	155.4	123.6
Total Rushes	627	519
NET YARDS PASSING	2151	2528
Avg. Per Game	134.4	156.0
Tackled/Yards Lost	31/278	47/380
Gross Yards	2429	2908
Attempts/Completions	373/195	458/222
Pct. of Completions	52.3	48.5
Had Intercepted	16	29
PUNTS/AVERAGE	93/37.5	90/37.8
NET PUNTING AVERAGE	31.8	31.6
PENALTIES/YARDS	100/816	104/864
FUMBLES/BALL LOST	21/13	25/14
TOUCHDOWNS	37	31
Rushing	17	9
Passing	16	21
Returns	4	1
TOTAL POINTS	306	249

SCORE BY PERIODS

	1	2	3	4	OT	TOTAL
TEAMS						
BEARS	59	84	65	98	x	306
Opp. Total	48	72	50	79	x	249

SCORING

PLAYER	TDR	TOP	TDRT	PAT	FG	SAF	TP
Payton	14	2	0	0	0	0	96
Thomas	0	0	0	34	16	0	82
Williams	1	5	0	0	0	0	36
Watts	0	3	1	0	0	0	24
Scott	0	3	0	0	0	0	18
Baschnagel	0	2	0	0	0	0	12
Richards	0	1	0	0	0	0	6
Evans	1	0	0	0	0	0	6
McClendon	1	0	0	0	0	0	6
Schubert	0	0	1	0	0	0	6
Schmidt	0	0	1	0	0	0	6
Hicks	0	0	1	0	0	0	6
Team	0	0	0	0	0	1	2
BEARS TOTAL	17	16	4	34	16	1	306
Opp. Total	9	21	1	28	12	0	249

INTERCEPTIONS

PLAYER	NO.	YDS.	AVG.	LG	TD
Schmidt	6	44	7.3	20	1
Fencik	6	31	5.2	17	0
Hicks	3	85	28.3	66	1
Ellis	3	67	22.3	22	0
Plank	3	33	11.0	22	0
Livers	2	41	20.5	30	0
Buffone	2	11	5.5	11	0
Gaines	1	38	38.0	38	0
Campbell	1	32	32.0	32	0
Walterscheid	1	15	15.0	15	0
Muckenssturm	1	5	5.0	5	0
BEARS TOTAL	29	402	13.9	66	2
Opp. Total	16	240	15.0	78	0

PUNTING

PLAYER	NO.	YDS.	AVG.	TB	IN 20	LG	BLK.
Parsons	92	3486	37.9	6	26	54	1
BEARS TOTAL	93	3486	37.5	6	26	54	1
Opp. Total	90	3406	37.8	12	9	64	1

PUNT RETURNS

PLAYER	NO.	FC	YDS.	AVG.	LG	TD
Schubert	25	10	238	9.5	77	1
Walterscheid	14	5	96	6.9	14	0
Baschnagel	0	3	0	0.0	0	0
BEARS TOTAL	39	18	334	8.6	77	1
Opp. Total	54	12	404	7.5	77	0

KICKOFF RETURNS

PLAYER	NO.	YDS.	AVG.	LG	TD
Walterscheid	19	427	22.5	44	0
Baschnagel	12	260	21.7	32	0
Watts	14	289	20.6	83	1
Schubert	2	45	22.5	27	0
Perrin	1	13	13.0	13	0
McClendon	1	12	12.0	12	0
Latta	1	8	8.0	8	0
Herron	1	0	0	0	0
BEARS TOTAL	51	1054	20.7	83	1
Opp. Total	59	1252	21.2	56	0

PLACE KICKING

FIELD GOALS	1-19	20-29	30-39	40-49	50+	TOTAL
Thomas	1-1	4-7	9-11	2-7	0-1	16-27
Opp. Total	1-1	7-7	2-5	2-6	0-1	12-20
FGS MADE & MISSED:	(44, 25, 19)	(47, 34)	(1, 30, 32, 36)	(34, 42)	(29, 44)	(1, 23, 23)
	(1)	(51, 27)	(38, 35)	(24)	(31)	(1, 34, 33, 33, 28, 44)
						(47, 46)
PATS:	34 of 37 blocked					

RUSHING

PLAYER	NO.	YDS.	AVG.	LG	TD
Payton	369	1610	4.4	43	14
Williams	127	401	3.2	16	1
McClendon	37	160	4.3	33	1
Earl	35	132	3.8	12	0
Evans	12	72	6.0	17	1
Phipps	27	51	1.9	12	0
Deloplane	7	18	2.6	6	0
Buffone	1	14	14.0	14	0
Perrin	5	14	2.8	5	0
Skibinski	3	10	3.3	4	0
Avellini	3	10	3.3	5	0
Watts	1	-6	-6.0	-6	0
BEARS TOTAL	627	2486	4.0	43	17
Opp. Total	519	1978	3.8	61	9

RECEIVING

PLAYER	NO.	YDS.	AVG.	LG	TD
Baschnagel	30	452	15.1	54	2
Watts	24	421	17.5	68	3
Scott	21	382	18.2	64	3
Williams	42	354	8.4	54	5
Payton	31	313	10.1	65	2
Latta	15	131	8.7	25	0
Richards	5	107	21.4	52	1
Cobb	0	91	15.1	33	0
Earl	8	56	7.0	19	0
Schubert	2	29	14.5	15	0
McClendon	6	27	4.5	13	0
Perrin	1	27	27.0	27	0
Buffone	1	22	22.0	22	0
Deloplane	2	13	6.5	15	0
Skibinski	1	4	4.0	4	0
BEARS TOTAL	195	2429	12.5	68	16
Opp. Total	222	2908	13.1	55	21

PASSING

PLAYER	ATT.	COMP.	YARDS	PCT.	AVG./ATT.	TD	PCT.	TD	INT.	PCT.	INT.	LG	LOST/ATT.	RATING
Phipps	255	134	1535	52.5	6.02	9	3.5	8	3.1	68	17/154			69.7
Evans	63	32	508	50.8	8.06	4	6.3	5	7.9	65	8/75			66.1
Avellini	51	27	310	52.9	6.08	2	3.9	3	5.9	54	6/49			59.9
Payton	1	1	54	100.0	54.00	1	100.0	0	0.0	54	0/0			158.3
Parsons	2	1	22	50.0	11.00	0	0.0	0	0.0	22	0/0			89.6
Baschnagel	1	0	0	0.0	0.00	0	0.0	0	0.0	0	0/0			39.6
BEARS TOTAL	373	195	2429	52.3	6.51	16	4.3	16	4.3	68	31/278			69.2
Opp. Total	458	222	2908	48.5	6.35	21	4.6	29	6.3	55	47/380			58.1

UNOFFICIAL DEFENSIVE STATISTICS

PLAYER	TOTAL	SOLO	ASST.	FUM. REC.	PASS DEF.	FORCE FUM.	BLK. KICK	TKLS FOR LOSS/YDS	SACK/YDS.
Muckensturm	111	69	42	2	1	1	0	0/0	3/14
Plank	108	72	36	1	7	4	0	1/1	0/0
Fencik	103	73	30	1	9	0	0	4/16	0/0
Campbell	92	63	29	1	2	1	0	2/2	4/22
Page	74	49	25	1	1	0	2	4/16	10/112
Hicks	74	48	26	2	2	1	0	2/5	0/0
Hampton	70	48	22	2	3	1	0	8/16	4.5/28
Osborne	66	54	12	2	1	0	0	10/34	10.5/79
Hartenstine	60	40	20	1	1	1	1	4/10	8/74
Walterscheid	57	44	13	1	3	2	0	1/1	4/28
Livers	52	42	10	1	10	2	1	1/4	0/0
Schmidt	44	32	12	0	18	1	0	0/0	0/0
Herron	28	18	10	0	1	0	1	0/0	1/8
Gaines	27	21	6	1	5	0	0	0/0	1/8
Ellis	19	18	1	0	1	0	0	2/5	0/0
Spivey	18	15	3	0	0	0	1	0/0	0/0
Buffone	15	10	5	0	0	0	0	0/0	0/0
Rydalch	14	9	5	0	0	1	0	1/5	0/0
Hart	12	7	5	0	0	1	1	2/6	0/0
Kunz	10	9	1	0	0	0	0	0/0	0/0
Merrill	2	1	1	0	0	0	0	0/0	0/0
Harris	1	1	0	0	0	0	0	0/0	1/7

1980 CHICAGO BEARS VETERAN ROSTER

No.	Name	Pos.	Ht.	Wt.	Birth-date	NFL Exp.	College
64	Albrecht, Ted	T-G	6-4	250	10/8/54	4	California
63	Ardizzone, Tony	C	6-3	240	12/19/56	2	Northwestern
7	Avellini, Bob	QB	6-2	210	8/23/53	6	Maryland
84	Baschnagel, Brian	WR-KR	6-0	184	1/8/54	5	Ohio State
60	Boden, Lynn	G	6-5	263	6/5/53	6	South Dakota State
59	Campbell, Gary	LB	6-1	220	3/4/52	4	Colorado
87	Cobb, Mike	TE	6-5	243	12/10/55	4	Michigan State
39	Earl, Robin	TE-RB	6-5	240	3/18/55	4	Washington
48	Ellis, Allan	CB	5-10	177	8/19/51	7	UCLA
8	Evans, Vince	QB	6-2	212	6/14/55	4	Southern California
45	Fencik, Gary	S	6-1	192	6/11/54	5	Yale
36	Gaines, Wentford	CB	6-0	185	2/4/53	3	Cincinnati
83	Haines, Kris	WR	5-11	180	7/23/57	2	Notre Dame
99	Hampton, Dan	DE-DT	6-5	255	9/19/57	2	Arkansas
35	Harper, Roland	RB	5-11	210	2/28/53	5	Louisiana Tech
90	Harris, Al	DE	6-5	240	12/31/56	2	Arizona State
73	Hartenstine, Mike	DE	6-3	243	7/27/53	6	Penn State
51	Herron, Bruce	LB	6-2	220	4/14/54	3	New Mexico
54	Hicks, Tom	LB	6-4	235	12/18/52	5	Illinois
65	Jackson, Noah	G	6-2	265	4/14/51	6	Tampa
62	Jiggetts, Dan	T	6-4	270	3/10/54	5	Harvard
57	Kruz, Lee	LB	6-2	225	4/21/57	2	Nebraska
38	Latta, Grog	TE	6-3	225	10/13/52	6	Morgan State
70	Lick, Dennis	T	6-3	265	4/26/54	5	Wisconsin
24	Livers, Virgil	CB-KR	5-8	183	3/26/52	6	Western Kentucky
37	McClendon, Willie	RB	6-1	205	9/13/57	2	Georgia
50	Merrill, Mark	LB	6-4	240	5/5/55	3	Minnesota
74	Meyers, Jerry	DE-DT	6-4	253	2/21/54	5	Northern Illinois
58	Muckensturm, Jerry	LB	6-4	220	10/13/53	5	Arkansas State
52	Neal, Dan	C	6-4	255	8/30/49	8	Kentucky
68	Osborne, Jim	DT	6-3	245	9/7/49	9	Southern
82	Page, Alan	DT	6-4	225	8/7/45	14	Notre Dame
86	Parsons, Bob	P	6-5	225	6/29/50	9	Penn State
34	Payton, Walter	RB	5-10	202	7/25/54	6	Jackson State
25	Perrin, Lonnie	RB-K	6-1	225	2/3/51	5	Illinois
15	Phipps, Mike	QB	6-3	209	11/19/47	11	Purdue
46	Plank, Doug	S	5-11	202	3/4/53	6	Ohio State
76	Rydalch, Ron	DT	6-4	260	1/1/52	6	Utah
44	Schmidt, Terry	CB	6-0	177	5/28/52	7	Ball State
85	Schubert, Steve	WR-KR	5-10	184	3/15/51	7	Massachusetts
89	Scott, James	WR	6-1	190	3/28/52	5	Henderson J.C.
72	Shearer, Brad	DT	6-3	247	8/10/55	2	Texas
30	Skibinski, John	RB	6-0	222	4/27/55	2	Purdue
69	Sorey, Revie	G	6-2	260	9/10/53	6	Illinois
47	Spivey, Mike	CB	6-0	198	3/10/54	4	Colorado
16	Thomas, Bob	K	5-10	175	8/7/52	6	Notre Dame
23	Walterscheid, Lenny	S-KR	5-11	190	9/13/54	4	Southern Utah State
81	Washington, Harry	WR	6-0	185	7/30/56	3	Colorado State
80	Watts, Rickey	WR-KR	6-1	203	5/16/57	2	Tulsa
22	Williams, Dave	RB-KR	6-2	217	3/10/54	4	Colorado

1980 CHICAGO BEARS ROOKIE ROSTER

No.	Name	Pos.	Ht.	Wt.	Birthdate	How Acq.	College
29	Allen, Vincent	RB	5-8½	180	5/13/55	FA	Indiana State
95	Buckner, Rennie	T	6-3	290	10/25/57	FA	Boise State
75	Calhoun, Mike	DT	6-4	260	5/6/57	FA	Notre Dame
93	Clark, Randy	G	6-3	254	7/27/57	D8	Northern Illinois
49	De Franco, Chris	WR	6-1	205	9/13/57	FA	Arizona State
95	Fisher, Robert	TE	6-3	240	3/17/58	D12	SMU
67	Fitzpatrick, Greg	LB	6-2	227	3/29/57	FA	Youngstown State
27	Guess, Mike	CB-KR	5-9	170	4/20/58	D6	Ohio State
78	Hansen, Rollie	G	6-3	260	7/9/57	FA	Eastern Michigan
91	Harris, Mike	WR	5-11½	184	5/3/59	FA	Purdue
97	Jamison, Larry	LB	6-3	221	4/29/56	FA	Jackson State
20	Judge, Chris	S	6-2	188	10/31/56	D11	TCU
4	Male, Chuck	K	5-9½	175	10/6/56	FA	Notre Dame
79	McKenzie, Steve	T	6-5	260	9/22/57	FA	Purdue
71	Moore, Rocco	G	6-6	276	3/31/55	FA	Western Michigan
38	Moss, Rick	CB-KR	5-10½	184	1/3/57	FA	Purdue
18	Nash, Rick	P-WR	6-0	190	10/2/57	FA	Idaho State
10	Schonert, Turk	QB	6-1	185	1/15/57	D9	Stanford
31	Shaw, Cedric	CB	5-10½	195	6/10/58	FA	Iowa
21	Stephens, Willie	S	6-0	189	5/19/58	D10	Texas Tech
33	Suhey, Matt	RB-KR	5-11	212	7/7/58	D2	Penn State
53	Tabor, Paul	C-G	6-4	241	11/30/56	D5	Oklahoma
94	Thompson, Arland	G-C	6-3	251	9/19/57	D4	Baylor
92	Tolbert, Emanuel	WR-KR	5-8½	182	9/2/58	D7	SMU
43	Ulmer, Mike	S-KR	6-0	194	12/28/54	FA	Doane
14	Unruh, Bob	K-P	6-1	190	7/14/57	W-G.B.	Wheaton
55	Wilson, Otis	LB	6-2	222	9/15/57	D1	Louisville
19	Wright, Mike	QB	6-2	188	12/4/57	FA	Bowling Green



American National Bank

44 North La Salle / La Salle at Wacker 60692 / Phone (312) 661-5000

We're the bank for business.

1979 FINAL STANDINGS

AMERICAN FOOTBALL CONFERENCE

Eastern Division

	W	L	T	Pct.	Pts.	OP
* Miami	10	6	0	.625	341	257
New England	9	7	0	.563	411	326
N.Y. Jets	8	8	0	.500	337	383
Buffalo	7	9	0	.438	268	279
Baltimore	5	11	0	.313	271	351

Central Division

* Pittsburgh	12	4	0	.750	416	262
# Houston	11	5	0	.688	362	331
Cleveland	9	7	0	.563	359	352
Cincinnati	4	12	0	.250	337	421

Western Division

* San Diego	12	4	0	.750	411	246
# Denver	10	6	0	.625	289	262
Seattle	9	7	0	.563	378	372
Oakland	9	7	0	.563	365	337
Kansas City	7	9	0	.438	238	262

* Division Champion

NATIONAL FOOTBALL CONFERENCE

Eastern Division

	W	L	T	Pct.	Pts.	OP
* Dallas	11	5	0	.688	371	313
# Philadelphia	11	5	0	.688	339	282
Washington	10	6	0	.625	348	295
N.Y. Giants	6	10	0	.375	237	323
St. Louis	5	11	0	.313	307	358

Central Division

* Tampa Bay	10	6	0	.625	273	237
# Chicago	10	6	0	.625	306	249
Minnesota	7	9	0	.438	259	337
Green Bay	5	11	0	.313	246	316
Detroit	2	14	0	.125	219	365

Western Division

* Los Angeles	9	7	0	.563	323	309
New Orleans	8	8	0	.500	370	360
Atlanta	6	10	0	.375	300	388
San Francisco	2	14	0	.125	308	416

Wild Card For Playoffs

1979 AT A GLANCE

GAME ONE

BEARS 6 PACKERS 3

At Chicago, 9:2; Tix Dis. 57,979; Att. 56,515

CHICAGO	0	6	0	0	—6
PACKERS	0	0	3	0	—3

BEARS — Bob Thomas, 25 FG; 11:02 elapsed, 6 plays/21 yards. BEARS — Thomas 19 FG; 14:56 elapsed, 9 plays/39 yards. PACKERS — Chester Marcol, 28 FG; 10:17 elapsed, 5 plays/19 yards.

With an offense stripped of its fullbacks after the first quarter, Bear defense surrendered just 149 total yards and made a pair of Bob Thomas second quarter FGs stand up for a 6-3 opening day victory.

Chicago's offense, with newly acquired HB Dave Williams operating at FB for the first time in his career, held the ball for 40½ of the game's 60 minutes.

It was the Club's fourth straight opening day win. CB Virgil Livers (who blocked a 32-yard, 3rd quarter Chester Marcol FG attempt) and P Bob Parsons got the game balls.

TEAM STATISTICS

	PACKERS	BEARS
First Downs	9	17
Net Yards Gained	149	300

Net Yards Rushing	77	183
Net Yards Passing	72	117
Return Yardage	57	57
Passes	24-10	25-15
Passes Intercepted By	1	0
Punts — Average	6-41.5	4-41
Fumbles — Lost	1-1	1-1
Penalties — Yards	7-51	7-54
Possession Time	19:31	40:29

RUSHING

BEARS — John Skibinski 3-10; Walter Payton 36-125; Robin Earl 3-11; Dave Williams 5-15; Mike Phipps 4-22.

PACKERS — Terrell Middleton 7-24; Barty Smith 7-14; Eddie Lee Ivery 3-24; Steve Atkins 2-2; David Whitehurst 1-8; Nate Simpson 1-5.

PASSING

BEARS — Phipps 15 of 25 for 117, 0 TD, 1 int.
PACKERS — Whitehurst 10 of 24 for 114, 0 TD, 0 int.

RECEIVING

BEARS — Robin Earl 1-4; Walter Payton 4-49; Mike Cobb 1-5; James Scott 2-18; Dave Williams 3-22; John Skibinski 1-4; Greg Latta 1-11; Brian Baschnagel 2-12.

PACKERS — Aundra Thompson 1-34; Paul Coffman 2-26; Barty Smith 5-42; James Lofton 1-4; Walter Tullis 1-8.

INTERCEPTIONS

BEARS — None.

PACKERS — Mike Hunt 1-13.

SACKS

BEARS — Lenny Walterscheid 1; Bruce Herron 1;

Gary Campbell 1; Jim Osborne 1; Alan Page 2.

PACKERS — None.

GAME TWO

BEARS 26 VIKINGS 7

At Chicago, 9/9; Tix Dis. 57,979; Att. 53,231

CHICAGO0	10	9	7	—26
VIKINGS0	7	0	0	—7

VIKINGS — Tommy Kramer, 2 run (Rick Danmeier kick); 2:12 elapsed, 14 plays/90 yards. BEARS — Bob Thomas, 34 FG; 8:13 elapsed, 10 plays/52 yards. BEARS — James Scott, 56 pass from Vince Evans (Thomas kick); 13:13 elapsed, 2 plays/60 yards. BEARS — Team safety after Ron Rydalch forced fumble through endzone on Viking Ted Brown kickoff return; :15 elapsed. BEARS — Walter Payton, 43 run (Thomas kick); :35 elapsed, 1 play/43 yards. BEARS — Payton, 26 run (Thomas kick); 4:15 elapsed, 3 plays, 44 yards.

With starting QB Mike Phipps forced from the game by flu, Vince Evans came off the bench just before halftime to spark a 26-7 Chicago win.

Game balls went to Walter Payton (whose 182 yards rushing turned out to be a season high), Alan Page (for his 2 sacks), and Ron Rydalch (who forced a fumble on the 2nd half kickoff leading to a safety). Payton's 1st TD came on the 1st scrimmage play after the safety.

TEAM STATISTICS

	VIKINGS	BEARS
First Downs13	15
Net Yards Gained159	329
Net Yards Rushing88	236
Net Yards Passing71	93
Return Yardage114	117
Passes19-10	19-9
Passes Intercepted By1	1
Punts — Average9-40.6	6-35.5
Fumbles — Lost1-0	1-1
Penalties — Yards5-38	7-40
Possession Time26:24	33:36

RUSHING

BEARS — Dave Williams 14-45; Payton 23-182;

Mike Phipps 1-2; Willie McClendon 1-7.

VIKINGS — Rickey Young 9-36; Chuck Foreman

11-13; Tommy Kramer 2-2; Ted Brown

3-24; Robert Miller 2-3; Brent McClanahan 2-10.

PASSING

BEARS — Phipps 5 of 12 for 35, 0 TD, 1 int. Evans 4 of 7 for 88, 1 TD, 0 int. Bob Avellini 0 of 0 for 0, 0 TD, 0 int.

VIKINGS — Kramer 10 of 19 for 117, 0 TD, 1 int.

RECEIVING

BEARS — Payton 3-14; Brian Baschnagel 1-9;

James Scott 3-76; Williams 2-24.

VIKINGS — Ahmad Rashad 5-70; Chuck Foreman

1-21; Doug Cunningham 2-18; Rickey Young

1-6; Brent McClanahan 1-2.

INTERCEPTIONS

BEARS — Terry Schmidt 1-8.

VIKINGS — Nate Allen 1-0.

SACKS

BEARS — Jim Osborne 2; Mike Hartenstine 1; Alan Page 2.

VIKINGS — Fred McNeill 2; Mark Mullaney 1.

GAME THREE

BEARS 20 COWBOYS 24

At Dallas, 9/16; Tix Dis. 64,979; Att. 64,056

CHICAGO7	0	6	7	—20
---------	--------	---	---	---	-----

COWBOYS7	3	7	7	—24
---------	--------	---	---	---	-----

BEARS — Vince Evans, 6 run (Thomas kick); 4:47 elapsed, 11 plays/65 yards. COWBOYS — Tony Hill 42 pass from Roger Staubach (Rafael Septien kick); 8:28 elapsed, 6 plays/68 yards. COWBOYS — Septien 46 FG; 4:25 elapsed, 7 plays/12 yards. BEARS — Golden Richards 52 pass from Evans (Thomas kick blocked); 3:58 elapsed, 1 play/52 yards. COWBOYS — Billy Joe DuPree 11 pass from Staubach (Septien kick); 8:49 elapsed, 8 plays/60 yards. BEARS — James Scott 64 pass from Evans (Thomas kick); 4:16 elapsed, 5 plays/80 yards. COWBOYS — Hill 22 pass from Staubach (Septien kick); 13:07 elapsed, 4 plays/71 yards.

Roger Staubach brought the Cowboys from behind 3 times, the last with less than 2 minutes to play, edging the Bears 24-20 in Texas Stadium.

Making his 1st start, QB Vince Evans rushed for 1 TD with 2 of his 5 pass completions also going for TDs.

Off to the best start of his career, Walter Payton rushed for 134 yards making him Chicago's all-time rushing leader.

TEAM STATISTICS

	COWBOYS	BEARS
First Downs26	14
Net Yards Gained420	318
Net Yards Rushing214	200

Net Yards Passing	206	118
Return Yardage	143	67
Passes	31-18	16-5
Passes Intercepted By	1	0
Punts — Average	5-41.4	7-40.4
Fumbles — Lost	3-3	1-1
Penalties — Yards	4-35	4-36
Possession Time	35:44	24:16

RUSHING

BEARS — Walter Payton 22-134; Dave Williams 12-43; Evans 2-23.
COWBOYS — Tony Dorsett 20-108; Scott Laidlaw 12-52; Staubach 4-21; Robert Newhouse 9-17; Drew Pearson 1-16.

PASSING

BEARS — Evans 5 of 16 for 155, 2 TD, 1 int.
COWBOYS — Staubach 18 of 31 for 222, 3 TD, 0 int.

RECEIVING

BEARS — Richards 3-79; Scott 2-76.
COWBOYS — Hill 5-91; Pearson 3-38; Preston Pearson 2-36; Jay Saldi 2-22; Ron Springs 3-20; DuPree 2-12; Dorsett 1-3.

INTERCEPTIONS

BEARS — None.
COWBOYS — Benny Barnes 1-9.

SACKS

BEARS — Jim Osborne ½; Alan Page ½; Mike Hartenstein 1.
COWBOYS — Dave Stalls 1; D. D. Lewis 1; Bruce Thornton 2.

GAME FOUR

BEARS 16 DOLPHINS 31

At Miami, 9/23; Tix Dis. 67,919; Att. 66,011
CHICAGO 0 6 3 7 —16
DOLPHINS 3 0 14 14 —31
DOLPHINS — Uwe von Schamann 21 FG; 11:37 elapsed, 10 plays/57 yards. **BEARS** — Bob Thomas 30 FG; 3:06 elapsed, 12 plays/65 yards.
BEARS — Thomas 32 FG; 11:05 elapsed, 10 plays/33 yards. **DOLPHINS** — Delvin Williams 3 run (von Schamann kick); 3:58 elapsed, 7 plays/67 yards. **DOLPHINS** — Larry Csonka 12 run (von Schamann kick); 9:23 elapsed, 7 plays/81 yards.
BEARS — Thomas 36 FG; 13:29 elapsed, 9 plays/45 yards. **DOLPHINS** — Csonka 9 run (von Schamann kick); 5:14 elapsed, 11 plays/70 yards.
DOLPHINS — Csonka 1 run (von Schamann kick); 11:25 elapsed, 8 plays/25 yards. **BEARS** — Willie McClendon 1 run (Thomas kick); 14:52 elapsed, 10 plays/75 yards.

Combating the Dolphins in addition to 85 degree heat and 72% humidity, the Bears saw a 6-3 halftime lead melt into a 31-16 defeat in the Orange Bowl.

A knee injury cost the Bears the services of FB Dave Williams in the first quarter forcing FA Jack Delaplane into action.

TEAM STATISTICS

	DOLPHINS	BEARS
First Downs	23	16
Net Yards Gained	389	240
Net Yards Rushing	193	85
Net Yards Passing	196	155
Return Yardage	83	102
Passes	17-12	25-16
Passes Intercepted By	2	0
Punts — Average	0-0	2-35.0
Fumbles — Lost	3-1	0-0
Penalties — Yards	4-43	8-50
Possession Time	28:57	31:03

RUSHING

BEARS — Walter Payton 15-43; Dave Williams 4-2; Vince Evans 6-32; McClendon 2-3; Bob Avellini 1-5.

DOLPHINS — Williams 14-64; Csonka 15-73; Nat Moore 1-1; Gary Davis 4-21; Norm Bu-laich 2-8; Steve Howell 2-6; Duriel Harris 1-20.

PASSING

BEARS — Evans 11 of 17 for 92, 0 TD, 2 int.
 Avellini 5 of 8 for 68, 0 TD, 0 int.
DOLPHINS — Don Strock 12 of 17 for 207, 0 TD, 0 int.

RECEIVING

BEARS — James Scott 4-49; Greg Latta 2-6; McClendon 2-7; Williams 1-10; Golden Richards 1-20; Jack Delaplane 2-13; Brian Baschnagel 3-39; Mike Cobb 1-16.

DOLPHINS — Davis 2-14; Harris 1-17; Moore 5-121; Jimmy Cefalo 2-24; Bruce Hardy 2-31.

INTERCEPTIONS

BEARS — None.
DOLPHINS — Charlie Babb 1-3; Neal Colzie 1-13.

SACKS

BEARS — Mike Hartenstein 1.
DOLPHINS — Norris Thomas 1; Vern Den Herder 1.

GAME FIVE

BEARS 13 BUCCANEERS 17

At Chicago, 9/30; Tix Dis. 57,979; Att. 55,258

CHICAGO0 3 3 7 —13
 BUCCANEERS0 10 0 7 —17
 BUCCANEERS — Jerry Eckwood 61 run (Neil O'Donoghue kick); :13 elapsed, 1 play/61 yards.
 BUCCANEERS — O'Donoghue 30 FG; 12:06 elapsed, 9 plays/40 yards. BEARS — Bob Thomas 34 FG; 13:55 elapsed, 6 plays/51 yards. BEARS — Thomas 42 FG; 12:01 elapsed, 3 plays/7 yards. BEARS — Payton 65 pass from Vince Evans (Thomas kick); :14 elapsed, 1 play/65 yards. BUCCANEERS — Isaac Hagins 8 pass from Doug Williams (O'Donoghue kick); 9:53 elapsed, 10 plays/54 yards.

Tampa Bay ended the Bears last 2 drives with interceptions handing Chicago its 3rd straight defeat and taking command of the NFC Central with a 5-0 record.

The defeat was the fifth consecutive Homecoming loss for the Bears.

Two starting DBs were on the sidelines with injuries during the Bucs game-winning drive—Terry Schmidt & Doug Plank.

TEAM STATISTICS

	BUCCANEERS	BEARS
First Downs	18	11
Net Yards Gained	373	234
Net Yards Rushing	214	82
Net Yards Passing	159	152
Return Yardage	125	100
Passes	31-14	23-12
Passes Intercepted By	2	2
Punts — Average	6-37.5	7-39.7
Fumbles — Lost	2-1	1-1
Penalties — Yards	9-65	6-55
Possession Time	34:31	25:29

RUSHING

BEARS — Jack Delopaine 3-11; Payton 15-46; Evans 4-17; Robin Earl 3-8.
 BUCCANEERS — Eckwood 23-120; Rickey Bell 14-60; Williams 3-16; Jimmie Giles 1-9; Johnny Davis 4-9.

PASSING

BEARS — Evans 12 of 23 for 173, 1 TD, 2 int.
 BUCCANEERS — Williams 14 of 31 for 168, 1 TD, 2 int.

RECEIVING

BEARS — Brian Baschnagel 2-36; Payton 5-88; Earl 2-22; James Scott 2-19; Golden Richards 1-8.
 BUCCANEERS — Hagins 4-37; Eckwood 3-46; Bell 2-17; Jones 2-28; Morris Owens 1-25; Giles 2-15.

INTERCEPTIONS

BEARS — Gary Fencik 1-0; Virgil Livers 1-30.
 BUCCANEERS — Jeris White 1-0; Cedric Brown 1-3.

SACKS

BEARS — Dan Hampton 1.
 BUCCANEERS — Mark Cotney 1; Lee Roy Selmon 1.

GAME SIX

BEARS 7 BILLS 0

At Buffalo, 10/7; Tix Dis. 75,219; Att. 73, 383
 CHICAGO0 0 0 7 —7
 BILLS0 0 0 0 —0
 BEARS — Walter Payton 1 run (Bob Thomas kick); 3:42 elapsed, 7 plays/13 yards.

With Vince Evans (the starting QB the last 3 weeks) hospitalized with staph infection, Bob Avellini directed the Bears to a 7-0 upset at Buffalo.

The Bears held the 30-point-a-game Bills to 7 1st downs and 106 yards offense offsetting missed Chicago scoring opportunities on fumbles at the 4 and 25, and FG tries from the 28 and 44.

Walter Payton got the game ball. Jim Osborne caused a fumble recovered by Jerry Muckensturm at the Bill 13 to set up the TD.

TEAM STATISTICS

	BILLS	BEARS
First Downs	7	15
Net Yards Gained	106	258
Net Yards Rushing	64	240
Net Yards Passing	42	18
Return Yardage	41	41
Passes	21-5	8-4
Passes Intercepted By	1	0
Punts — Average	9-34.3	8-38.8
Fumbles — Lost	2-1	4-2
Penalties — Yards	3-25	9-60
Possession Time	21:41	38:19

RUSHING

BEARS — Payton 39-155; Robin Earl 17-74; Bob Avellini 1-2; Jack Delopaine 4-7; Willie McClendon 1-2.
 BILLS — Terry Miller 6-30; Roland Hooks 6-10; Curtis Brown 9-7; Jerry Butler 1-1; Joe Ferguson 2-16.

PASSING

BEARS — Avellini 4 of 8 for 22, 0 TD, 0 int.
 BILLS — Ferguson 5 of 21 for 50, 0 TD, 1 int.

RECEIVING

BEARS — Earl 2-13; Payton 2-9.

BILLS — Brown 2-11; Reuben Gant 1-9; Butler 1-7; Lou Piccone 1-23.

INTERCEPTIONS

BEARS — Lenny Walterscheid 1-15.

BILLS — None.

SACKS

BEARS — Gary Campbell 1; Dan Hampton 1.

BILLS — Dee Hardison 1.

GAME SEVEN

BEARS 7 PATRIOTS 27

At Chicago, 10/14; Tix Dis. 57,979; Att. 54,128

CHICAGO 0 7 0 0 —7

PATRIOTS 14 0 3 10 —27

PATRIOTS — Stanley Morgan 10 pass from Steve Grogan (John Smith kick): 3:26 elapsed, 7 plays/35 yards. PATRIOTS — Harold Jackson 19 pass from Grogan (Smith kick): 10:26 elapsed, 9 plays/79 yards. BEARS — Dave Williams 54 pass from Bob Avellini (Bob Thomas kick): 6:01 elapsed, 6 plays/58 yards. PATRIOTS — Smith 21 FG: 6:11 elapsed, 13 plays/58 yards. PATRIOTS — Russ Francis 4 pass from Grogan (Smith kick): 2:58 elapsed, 7 plays/48 yards. PATRIOTS — Smith 29 FG: 11:28 elapsed, 14 plays/46 yards.

Down 14-7 at half, the Bears committed 8 of their 9 penalties in the 2nd half handicapping a comeback effort.

The Patriots and those errors shutdown Chicago's offense to 1 first down and 55 total yards in the last 30 minutes.

Making his first start in place of Tom Hicks, Doug Buffone stole 2 Pat passes giving him 23 in his career—the most ever by a Chicago LBer.

TEAM STATISTICS

	PATRIOTS	BEARS
First Downs	25	5
Net Yards Gained	360	169
Net Yards Rushing	142	73
Net Yards Passing	218	96
Return Yardage	97	143
Passes	35-21	15-8
Passes Intercepted By	0	2
Punts — Average	4-37.3	7-38.3
Fumbles — Lost	0-0	2-2
Penalties — Yards	5-42	9-66
Possession Time	39:08	20:52

RUSHING

BEARS — Robin Earl 4-22; Walter Payton 15-42; Williams 3-9.

PATRIOTS — Dan Calhoun 14-27; Sam Cunningham 11-22; Grogan 4-23; Horace Ivory 10-55; Morgan 1-7; Allan Clark 6-8; Mose Tatapu 1-0.

PASSING

BEARS — Avellini 5 of 10 for 101, 1 TD, 0 int. Mike Phipps 3 of 5 for 43, 0 TD, 0 int.

PATRIOTS — Grogan 21 of 35 for 244, 3 TD, 2 int. Tom Owen 0 of 0 for 0, 0 TD, 0 int.

RECEIVING

BEARS — Earl 2-20; William 2-62; James Scott 1-9; Brian Baschnagel 1-18; Greg Latta 2-35.

PATRIOTS — Morgan 4-43; Cunningham 1-12; Jackson 4-65; Calhoun 3-26; Ivory 4-44; Russ Francis 4-39; Clark 1-15.

INTERCEPTIONS

BEARS — Doug Buffone 2-11.

PATRIOTS — None.

SACKS

BEARS — Jim Osborne 1; Alan Page 1.

PATRIOTS — Ray Hamilton 1; Mel Lunsford 2; Julius Adams 2-20.

GAME EIGHT

BEARS 27 VIKINGS 30

At Minnesota, 10/21; Tix Dis. 48,446; Att. 41,164

CHICAGO 7 7 3 10 —27

VIKINGS 3 7 7 13 —30

VIKINGS — Rick Danmeier 43 FG: 1:58 elapsed, 4 plays/20 yards. BEARS — Brian Baschnagel 54 pass from Walter Payton (Bob Thomas kick): 12:14 elapsed, 1 play/54 yards. BEARS — Payton 2 pass from Bob Avellini (Thomas kick): 7:52 elapsed, 10 plays/66 yards. VIKINGS — Sammy White 55 pass from Tommy Kramer (Danmeier kick): 9:43 elapsed, 4 plays/78 yards. VIKINGS — Stu Voigt 3 pass from Kramer (Danmeier kick): 2:24 elapsed, 3 plays/2 yards. BEARS — Thomas 23 FG: 8:17 elapsed, 10 plays/67 yards. BEARS — Thomas 23 FG: 1:28 elapsed, 14 plays/83 yards. BEARS — Payton 2 run (Thomas kick): 4:22 elapsed, 6 plays/62 yards. VIKINGS — Rickey Young 17 pass from Kramer (Danmeier kick blocked): 7:32 elapsed, 5 plays/33 yards. VIKINGS — Young 5 pass from Kramer (Danmeier kick): 14:47 elapsed, 8 plays/51 yards.

Posting their largest offensive total in 14 seasons, the Bears saw their record sink to 3-5 at the season's halfway mark absorbing a 30-27 heart-break with 13 seconds left at the Met.

Off the bench for the 2nd series of the 2nd hall, QB Mike Phipps brought Chicago from down 17-14 to a 27-17 lead before the Vikings rallied. The performance, however, won back Phipps' starting job.

TEAM STATISTICS

	VIKINGS	BEARS
First Downs	15	23
Net Yards Gained	267	496
Net Yards Rushing	54	204
Net Yards Passing	213	292
Return Yardage	313	110
Passes	43-19	30-16
Passes Intercepted By	3	1
Punts — Average	9-38.0	6-42.3
Fumbles — Lost	2-1	1-1
Penalties — Yards	7-60	8-65
Possession Time	23:33	36:27

RUSHING

BEARS — Payton 23-111; Dave Williams 19-56; Avellini 1-3; Willie McClendon 1-13; Robin Earl 1-4; Mike Phipps 4-17.
VIKINGS — Chuck Foreman 6-28; Ted Brown 8-14; Young 6-17; Kramer 1-5.

PASSING

BEARS — Avellini 5 of 13 for 48, 1 TD, 3 int. Payton 1 of 1 for 54, 1 TD, 0 int. Phipps 10 of 16 for 200, 0 TD, 0 int.
VIKINGS — Kramer 19 of 43 for 218, 4 TD, 1 int.

RECEIVING

BEARS — Williams 2-47; Baschnagel 4-104; Mike Cobb 2-32; Payton 2-26; James Scott 4-66; Greg Latta 2-27.
VIKINGS — Ahmad Rashad 1-15; White 3-91; Young 10-61; Voigt 1-3; Bob Tucker 2-33; Brown 2-15.

INTERCEPTIONS

BEARS — Terry Schmidt 1-0.
VIKINGS — Kurt Knoff 1-15; Tom Hannon 1-31; Nate Wright 1-32.

SACKS

BEARS — Dan Hampton 1.
VIKINGS — Mark Mullaney 1.

GAME NINE

BEARS 28 49ERS 27

At San Francisco 10:28; Tix Dis. 48,610; Att. 42,773
CHICAGO 7 7 7 7 —28
49ERS 3 14 3 7 —27
BEARS — Walter Payton 6 run (Bob Thomas kick); 7:59 elapsed, 17 plays 80 yards. 49ERS — Ray

Werschling 28 FG; 13:02 elapsed, 11 plays:63 yards. 49ERS — Paul Hofer 27 pass from Steve DeBerg (Werschling kick); 2:15 elapsed, 9 plays:58 yards. Payton 7 run (Thomas kick); 12:52 elapsed, 11 plays:50 yards. 49ERS — Freddie Solomon 1 pass from DeBerg (Werschling kick); 14:48 elapsed, 10 plays:80 yards. 49ERS — Werschling 19 FG; 6:58 elapsed, 12 plays:69 yards. BEARS — Payton 7 run (Thomas kick); 11:04 elapsed, 6 plays:82 yards. 49ERS — Solomon 6 pass from DeBerg (Werschling kick); 2:02 elapsed, 11 plays:80 yards. BEARS — James Scott 48 pass from Mike Phipps (Thomas kick); 13:31 elapsed, 7 plays:80 yards.

Facing 4th & 8 48 yards from the endzone with 89 seconds left, Mike Phipps threw a 20-yard strike to James Scott that the speedy WR converted into the TD that sparked another Chicago playoff surge.

FS Doug Plank shutoff the 49ers potential game winning drive with an interception with 41 seconds left. All three received game balls. Walter Payton's 162 yards lifted him over the 1000-yard mark for the fourth time in his 5-year career.

The Bears '77 playoff drive also started with a 28-27 victory when Chicago was 3-5. Payton scored the Bears' first 3 TDs with runs of six-, seven-, and seven- yards.

The 49ers had 455 total net yards, including 348 passing on 26 of 41 by Steve DeBerg.

TEAM STATISTICS

	49ERS	BEARS
First Downs	28	20
Net Yards Gained	455	352
Net Yards Rushing	107	207
Net Yards Passing	348	145
Return Yardage	44	132
Passes	41-26	19-10
Passes Intercepted By	1	2
Punts — Average	2-37.5	2-37.5
Fumbles — Lost	1-0	1-1
Penalties — Yards	6-40	7-50
Possession Time	31:50	28:10

RUSHING

BEARS — Payton 23-162; Dave Williams 9-43; Phipps 5-2.
49ERS — Wilbur Jackson 10-42; O. J. Simpson 9-29; Hofer 9-25; Lenvill Elliott 1-7; Solomon 1-4.

PASSING

BEARS — Phipps 10 of 19 for 155, 1 TD, 1 int.
49ERS — DeBerg 26 of 41 for 348, 3 TD, 2 int.

RECEIVING

BEARS — Greg Latta 4-20; Brian Baschnagel 2-28; Scott 1-48; Mike Cobb 1-38; Williams 1-12; Payton 1-9.

49ERS — Solomon 8-94; Hofer 4-64; Jackson 4-56; Mike Schumann 2-48; Bob Bruer 2-28; Simpson 1-14; James Owens 1-12; Dwight Clark 1-6; Phil Francis 1-5; Elliott 1-5; Ken MacAfee 1-16.

INTERCEPTIONS

BEARS — Jerry Muckensturm 1-0; Doug Plank 1-11.

49ERS — Gerard Williams 1-0.

SACKS

BEARS — None.

49ERS — Cedrick Hardman 1.

GAME TEN

BEARS 35 LIONS 7

At Chicago, 11/4; Tix Dis. 57,979; Att. 50,108

CHICAGO7	7	14	7	-35
LIONS0	7	0	0	-7

BEARS — Walter Payton 1 run (Bob Thomas kick); 10:22 elapsed, 12 plays/76 yards. LIONS — Ulysses Norris 5 pass from Jeff Komlo (Benny Ricardo kick); 11:32 elapsed, 6 plays/50 yards. BEARS — Brian Baschnagel 14 pass from Mike Phipps (Thomas kick); 14:48 elapsed, 12 plays/76 yards. BEARS — Steve Schubert 77 punt return (Thomas kick); 1:53 elapsed. BEARS — Terry Schmidt 20 interception return (Thomas kick); 2:45 elapsed. BEARS — Payton 5 run (Thomas kick); :20 elapsed, 12 plays/76 yards.

The Bears broke open a 7-7 struggle with 3 TDs in 2:57 midway through the game and coasted to even their record after 10 games.

Game balls went to T Ted Albrecht (for blocking Bubba Baker), Steve Schubert (PR TD), Mike Hartenstine (2 sacks), and Gary Fencik (2 interceptions).

TEAM STATISTICS

	LIONS	BEARS
First Downs	11	21
Net Yards Gained	199	308
Net Yards Rushing	82	161
Net Yards Passing	117	147
Return Yardage	137	186
Passes	27-11	28-18
Passes Intercepted By	0	4
Punts — Average	7-38.6	6-38.0
Fumbles — Lost	1-1	2-0
Penalties — Yards	10-88	6-53
Possession Time	25:17	34:43

RUSHING

BEARS — Dave Williams 6-14; Payton 22-113; Phipps 3-9; Robin Earl 2-5; Rickey Watts 1-10; Willie McClendon 7-16; Lonnie Perrin 4-10.

LIONS — Dexter Bussey 11-31; Horace King 7-43; Lawrence Gaines 3-9; Bo Robinson 2-4; Rick Kane 1-3; Fred Scott 1-8.

PASSING

BEARS — Phipps 16 of 26 for 136, 1 TD, 0 int. Bob Avellini 2 of 2 for 11, 0 TD, 0 int.

LIONS — Komlo 11 of 27 for 161, 1 TD, 4 int.

RECEIVING

BEARS — Payton 6-53; Williams 4-27; James Scott 2-21; Baschnagel 2-28; Earl 1-5; McClendon 3-13.

LIONS — Norris 3-38; Scott 3-48; Lenny Thompson 2-28; King 3-47.

INTERCEPTIONS

BEARS — Gary Campbell 1-32; Gary Fencik 2-0; Schmidt 1-20.

LIONS — None.

SACKS

BEARS — Jim Osborne 1; Mike Hartenstine 2; Alan Page 1; Al Harris 1.

LIONS — None.

GAME ELEVEN

BEARS 27 RAMS 23

At Chicago, 11/11; Tix Dis. 57,979; Att. 51,483

CHICAGO0	7	7	13	-27
RAMS9	7	7	0	-23

RAMS — Frank Corral 27 FG; 4:58 elapsed, 8 plays/56 yards. RAMS — Jim Jodat 13 return of blocked punt (bad snap on kick); 11:30 elapsed. RAMS — Terry Nelson 18 pass from Jeff Rutledge (Frank Corral kick); 7:15 elapsed, 9 plays/74 yards. BEARS — Dave Williams 7 pass from Mike Phipps (Bob Thomas kick); 13:48 elapsed, 6 plays/66 yards. BEARS — Rickey Watts 68 pass from Phipps (Thomas kick); 2:22 elapsed, 1 play/68 yards. RAMS — Wendell Tyler 63 run (Corral kick); 4:03 elapsed, 3 plays/77 yards. BEARS — Thomas 38 FG; :09 elapsed, 11 plays/36 yards. BEARS — Thomas 35 FG; 7:11 elapsed, 4 plays/3 yards. BEARS — Walter Payton 2 run (Thomas kick); 13:48 elapsed, 10 plays/35 yards.

Overcoming 16-0 and 23-14 deficits, the Bears climbed back into playoff contention with a 27-23 victory over the eventual NFC champions.

Chicago defense set up all the 4th quarter scoring. Tom Hicks' fumble recovery and interception set up both Bob Thomas' FGs; Virgil Livers' theft led to Walter Payton's winning 2-yard TD run.

Making his first start for injured James Scott, Rickey Watts got one game ball while Hicks and Thomas grabbed the others.

TEAM STATISTICS

	RAMS	BEARS
First Downs	16	19
Net Yards Gained	321	272
Net Yards Rushing	245	82
Net Yards Passing	76	190
Return Yardage	102	102
Passes	15-7	33-16
Passes Intercepted By	0	2
Punts — Average	4-45.3	8-32.0
Fumbles — Lost	1-1	1-0
Penalties — Yards	7-54	5-45
Possession Time	27:42	32:18

RUSHING

BEARS — Williams 12-38; Payton 18-41; Phipps 3-1; Robin Earl 2-2.
 RAMS — Tyler 17-129; Cullen Bryant 14-66; Elvis Peacock 5-22; Rutledge 3-28; Lawrence McCutcheon 1-0.

PASSING

BEARS — Phipps 16 of 33 for 239, 2 TD, 0 int.
 RAMS — Rutledge 6 of 11 for 71, 1 TD, 2 int. Bob Lee 1 of 4 for 24, 0 TD, 0 int.

RECEIVING

BEARS — Steve Schubert 1-15; Mike Cobb 1-5; Watts 6-147; Brian Baschnagel 2-29; Williams 5-34; Payton 1-9.
 RAMS — Bryant 2-26; Nelson 2-33; Tyler 1-8; Preston Dennard 1-11; Ron Smith 1-17.

INTERCEPTIONS

BEARS — Tom Hicks 1-5; Virgil Livers 1-11.
 RAMS — None.

SACKS

BEARS — Jim Osborne 1; Mike Hartenstine 1.
 RAMS — Mike Fanning 2; Jack Youngblood 2; Larry Brooks 1.

GAME TWELVE

BEARS 23 JETS 13

At Chicago, 11/18; Tix Dis. 57,979; Att. 52,635
 CHICAGO 7 7 6 3 —23
 JETS 6 0 0 7 —13
 JETS — Jerome Barkum 18 pass from Richard Todd (kick blocked); 10:41 elapsed, 13 plays/86 yards.
 BEARS — Rickey Watts 21 pass from Mike Phipps (Bob Thomas kick); 14:59 elapsed, 12 plays/77 yards.
 BEARS — Dave Williams 1 run (Thomas kick); 10:37 elapsed, 8 plays/34 yards.
 BEARS — Williams 6 pass from Phipps (kick blocked); 9:06 elapsed, 14 plays/82 yards.
 BEARS — Thomas 24 FG; 3:02 elapsed, 14 plays/49 yards.
 JETS — Todd 1 run (Toni Linhart kick); 9:37 elapsed, 15 plays/80 yards.

The Bears tossed the NFC playoff picture up for grabs with their fourth straight victory—a convincing 23-13 win over the Jets.

Unbeaten in his 6 '79 starts, Mike Phipps extended his passing streak to 90 without an interception. Injuring his shoulder the week before, Walter Payton saw limited duty while Willie McClendon led Chicago rushers.

The game ball went to special teams coach Hank Kuhlmann.

TEAM STATISTICS

	JETS	BEARS
First Downs	20	19
Net Yards Gained	320	254
Net Yards Rushing	140	146
Net Yards Passing	180	108
Return Yardage	78	78
Passes	24-15	18-12
Passes Intercepted By	0	2
Punts — Average	3-49.3	4-41.8
Fumbles — Lost	2-1	0-0
Penalties — Yards	7-79	4-45
Possession Time	28:14	31:46

RUSHING

BEARS — Williams 10-25; Walter Payton 20-53; Phipps 4-4; Willie McClendon 8-54; Robin Earl 1-4; Doug Buffone 1-14.
 JETS — Scott Dierking 8-42; Clark Gaines 16-78; Kevin Long 3-1; Bruce Harper 3-13; Todd 5-6; Tom Newton 1-0.

PASSING

BEARS — Phipps 12 of 18 for 117, 2 TD, 0 int.
 JETS — Todd 15 of 24 for 202, 1 TD, 2 int.

RECEIVING

BEARS — Brian Baschnagel 3-36; Watts 5-64; Payton 1-3; Williams 3-14.
 JETS — Bobby Jones 7-99; Barkum 3-43; Derrick Gaffney 2-35; Gaines 2-13; Mickey Shuler 1-12.

INTERCEPTIONS

BEARS — Terry Schmidt 1-0; Doug Plank 1-22.
 JETS — None.

SACKS

BEARS — Wentford Gaines 1; Mike Hartenstine 1.
 JETS — Marty Lyons 1.

GAME THIRTEEN

BEARS 0 LIONS 20

At Detroit, 11/22; Tix Dis. 69,564; Att. 66,219

CHICAGO	0	0	0	0	—0
LIONS	3	10	0	7	—20
LIONS — Benny Ricardo 35 FG; 6:35 elapsed, 20 yards/5 plays. LIONS — Ricardo 29 FG; 73 yards/13 plays. LIONS — Leonard Thompson 22 pass from Jeff Komlo (Ricardo kick); 13:23 elapsed, 80 yards/8 plays. LIONS — Rick Kane 1 run (Ricardo kick); 2:29 elapsed, 49 yards/8 plays.					

Detroit put the Bears in a must-win position for the remainder of the season by dumping them 20-0 on Thanksgiving Day in Pontiac.

The Lions broke QB Mike Phipps nose and his nine-game personal winning streak. Six Chicago drives took the Bears to the Detroit 15, 44, 14, 37, 10 and 28 without scoring success.

TEAM STATISTICS

	LIONS	BEARS
First Downs	18	14
Net Yards Gained	331	220
Net Yards Rushing	106	78
Net Yards Passing	225	142
Return Yardage	50	166
Passes	30-16	39-19
Passes Intercepted By	2	3
Punts — Average	5-46.2	7-36.9
Fumbles — Lost	1-0	1-1
Penalties — Yards	7-55	7-58
Possession Time	32:49	27:11

RUSHING

BEARS — Walter Payton 18-54; Willie McClendon 4-27; Dave Williams 1-3.

LIONS — Kane 19-67; Horace King 1-23; Bo Robinson 5-17; Dexter Bussey 3-4; Komlo 1-3; Lawrence Gaines 1-2; Ed O'Neil 1-0; Ken Callicutt 2-4; Fred Scott 1-6.

PASSING

BEARS — Mike Phipps 13 of 28 for 121, 0 TD, 2 int. Brian Baschnagel 0 of 1 for 0, 0 TD, 0 int. Bob Avellini 6 of 10 for 60, 0 TD, 0 int.

LIONS — Komlo 16 of 30 for 244, 1 TD, 3 int.

RECEIVING

BEARS — Williams 6-37; Baschnagel 4-65; Rickey Watts 3-39; Greg Latta 2-10; Payton 2-9; Steve Schubert 1-14; McClendon 1-7.

LIONS — Thompson 4-64; David Hill 4-59; Scott 3-45; Kane 2-49; Gene Washington 1-13; Bussey 1-7; Robinson 1-7.

INTERCEPTIONS

BEARS — Gary Fencik 1-17; Doug Plank 1-0; Allan Ellis 1-24.

LIONS — Luther Bradley 1-0; Jimmy Allen 1-0.

SACKS

BEARS — Jim Osborne 1; Alan Page 1.

LIONS — James Harrell 1; Al Baker 4.

GAME FOURTEEN

BEARS 14 BUCCANEERS 0

At Tampa, 12/2; Tix Dis. 72,126; Att. 69,508

CHICAGO	7	7	0	0	—14
BUCCANEERS	0	0	0	0	—0
BEARS — Walter Payton 1 run (Bob Thomas kick); 11:57 elapsed, 2 plays/1 yard. BEARS — Dave Williams 13 pass from Mike Phipps (Thomas kick); 10:56 elapsed, 4 plays/39 yards.					

Facing playoff extinction, the Bears shut out the Bucs at Tampa 14-0. LB Bruce Herron blocked a Buc punt setting up the 1st Bear score—Walter Payton's 60th career TD.

Game balls went to DL coach Dale Haupt, Herron, and CB Terry Schmidt.

The deepest Tampa invasion of Bear territory in the 1st half was the Chicago 48. A Schmidt interception ended one 2nd half drive at the 38 while 4th down incompletions stopped Tampa at the 18 and 16 late in the game.

TEAM STATISTICS

	BUCCANEERS	BEARS
First Downs	13	10
Net Yards Gained	238	164
Net Yards Rushing	107	147
Net Yards Passing	131	17
Return Yardage	103	94
Passes	31-11	15-6
Passes Intercepted By	0	5
Punts — Average	7-33.0	10-35.5
Fumbles — Lost	0-0	2-1
Penalties — Yards	7-65	4-40
Possession Time	28:19	31:41

RUSHING

BEARS — Williams 16-40; Payton 22-77; Willie McClendon 8-24; Phipps 1-2; Lonnie Perrin 1-4.

BUCCANEERS — Rickey Bell 24-80; Johnny Davis 6-23; Jimmie Giles 1-2; Doug Williams 1-4; Mike Rae 1-2.

PASSING

BEARS — Phipps 6 of 15 for 26, 1 TD, 0 int.

BUCCANEERS — Williams 5 of 19 for 60, 0 TD, 4 int. Rae 6 of 12 for 98, 0 TD, 1 int.

RECEIVING

BEARS — Williams 6-26.

BUCCANEERS — Morris Owens 2-27; Isaac Hagins 4-67; Bell 1-16; Giles 2-20; Davis 1-9; Jim Obradovich 1-19.

INTERCEPTIONS

BEARS — Terry Schmidt 2-16; Gary Fencik 2-14; Allan Ellis 1-21.

BUCCANEERS — None.

SACKS

BEARS — Gary Campbell 1; Alan Page ½; Dan Hampton ½.

BUCCANEERS — Dana Nafzinger 1.

GAME FIFTEEN

BEARS 15 PACKERS 14

At Green Bay, 12/9; Tix Dis. 56,191; Att. 54,207

CHICAGO 3 3 0 9 —15
PACKERS 0 7 0 7 —14

BEARS — Bob Thomas 34 FG; 10:35 elapsed. 7 plays/36 yards. **PACKERS** — Paul Coffman 6 pass from Lynn Dickey (Tom Birney kick); 1:51 elapsed. 13 plays/72 yards. **BEARS** — Thomas 33 FG; 6:39 elapsed. 11 plays/64 yards. **BEARS** — Tom Hicks 66 interception return (kick blocked); 3:50 elapsed. **BEARS** — Thomas 44 FG; 5:35 elapsed. 4 plays/4 yards. **PACKERS** — Coffman 22 pass from Dickey (Birney kick); 13:27 elapsed. 10 plays/84 yards.

The Bears made 3 Bob Thomas FGs and Tom Hicks' 66-yard TD gallop (with a Lynn Dickey interception forced by Alan Page) stand up for a 15-14 victory at Green Bay.

On the kickoff following Hicks' TD, Wentford Gaines recovered a Packer fumble to set up Thomas' 44-yard game winner.

Tom Birney's 52-yard FG try for the upset with 37 seconds left was short. Hicks got the game ball.

TEAM STATISTICS

	PACKERS	BEARS
First Downs	19	16
Net Yards Gained	306	267
Net Yards Rushing	55	161
Net Yards Passing	251	106
Return Yardage	122	109
Passes	37-20	25-10
Passes Intercepted By	1	2
Punts — Average	5-36.2	5-32.6
Fumbles — Lost	3-3	1-1
Penalties — Yards	10-64	6-69
Possession Time	27:30	32:30

RUSHING

BEARS — Dave Williams 8-31; Walter Payton 25-115; Willie McClendon 4-16; Mike Phipps 1—-1.

PACKERS — Nate Simpson 1-5; Eric Torkelson 3-7; Ricky Patton 18-35; Dickey 1-8.

PASSING

BEARS — Phipps 10 of 25 for 113, 0 TD, 1 int.

PACKERS — Dickey 20 of 37 for 283, 2 TD, 2 int.

RECEIVING

BEARS — Brian Baschnagel 1-12; Rickey Watts 4-68; Williams 3-21; Payton 1-1; Mike Cobb 1-11.

PACKERS — Walter Tullus 2-23; James Lofton 6-112; Patton 3-22; Coffman 6-79; Ron Cassidy 3-47.

INTERCEPTIONS

BEARS — Hicks 2-80.

PACKERS — Mike McCoy 1-22.

SACKS

BEARS — Lenny Walterscheid 2; Jim Osborne 2.

PACKERS — Terry Jones 1.

GAME SIXTEEN

BEARS 42 CARDINALS 6

At Chicago, 12/16; Tix Dis. 57,979; Att. 42,810

CHICAGO 14 7 7 14 —42
CARDINALS 0 0 6 0 —6

BEARS — Walter Payton 1 run (Bob Thomas kick); 4:55 elapsed. 12 plays/69 yards. **BEARS** — Dave Williams 11 pass from Mike Phipps (Thomas kick); 9:28 elapsed. 8 plays/68 yards. **BEARS** — Payton 5 run (Thomas kick); 13:04 elapsed. 6 plays/44 yards. **CARDINALS** — Pat Tilley 13 pass from Jim Hart (kick blocked); 8:10 elapsed. 4 plays/11 yards. **BEARS** — Rickey Watts 83 kickoff return (Thomas kick); 8:26 elapsed. **BEARS** — Payton 4 run (Thomas kick); 1:55 elapsed. 4 plays/43 yards. **BEARS** — Watts 35 pass from Phipps (Thomas kick); 6:20 elapsed. 3 plays/81 yards.

On a morning when the Bears rose to see a freak ice/snow storm and then learn of the sudden death of team President Mugs Halas, they overcame a seemingly impossible 34-point differential to defeat St. Louis 42-6 and enter their 2nd NFL playoff in 3 years.

Backed by fans waving orange and blue "Go Bears" cards despite -12 degree wind chill, the Bears were awesome. It was their 7th win in 8 weeks (the League's best finish).

The nine sacks tied a Club record. Walter Payton posted his 4th consecutive NFC rushing title.

TEAM STATISTICS

	CARDINALS	BEARS
First Downs	11	27

Net Yards Gained	113	456
Net Yards Rushing	90	201
Net Yards Passing	23	255
Return Yardage	291	186
Passes	32-7	35-19
Passes Intercepted By	2	2
Punts — Average	9-27.0	4-36.0
Fumbles — Lost	2-0	1-0
Penalties — Yards	5-55	3-30
Possession Time	25:28	34:32

RUSHING

BEARS — Williams 8-43; Payton 33-157; Phipps 1-1; Robin Earl 2-2; Willie McClendon 1-2.

CARDINALS — Wayne Morris 5-8; Ottis Anderson 14-39; Theotis Brown 6-34; Steve Pisarkiewicz 1-9.

PASSING

BEARS — Phipps 18 of 33 for 233, 2 TD, 2 int. Bob Parsons 1 of 2 for 22, 0 TD, 0 int.

CARDINALS — Pisarkiewicz 5 of 28 for 65, 0 TD, 2 int. Hart 2 of 4 for 12, 1 TD, 0 int.

RECEIVING

BEARS — Brian Baschnagel 3-36; Watts 6-103; Payton 3-43; Williams 4-18; Greg Latta 1-6; Lonnie Perrin 1-27; Doug Buffone 1-22.

CARDINALS — Richard Osborne 1-4; Brown 1-11; Mel Gray 1-1; Tilley 3-52; Morris 1-11.

INTERCEPTIONS

BEARS — Allan Ellis 1-22; Wentford Gaines 1-38.

CARDINALS — Carl Allen 1-78; Ken Greene 1-21.

SACKS

BEARS — Lenny Walterscheid 1; Jerry Muckenturm 3; Gary Campbell 1; Jim Osborne 1; Mike Hartenstein 1; Alan Page 1; Dan Hampton 1.

CARDINALS — None.

WILDCARD GAME

BEARS 17 EAGLES 27

At Philadelphia, 12/23; Tix Dis. 70,756; Att. 69,397

BEARS 7 10 0 0 —17
EAGLES 7 3 7 10 —27

EAGLES — Harold Carmichael 17 pass from Ron Jaworski (Tony Franklin kick); 4:03 elapsed, 5 plays/26 yards. **BEARS** — Walter Payton 2 run (Bob Thomas kick); 14:16 elapsed, 11 plays/82 yards. **EAGLES** — Franklin 29 FG; 5:23 elapsed, 12 plays/59 yards. **BEARS** — Payton 1 run (Thomas kick); 12:56 elapsed, 5 plays/47 yards. **BEARS** —

Thomas 30 FG; 14:09 elapsed, 4 plays/3 yards. **EAGLES** — Carmichael 29 pass from Jaworski (Franklin kick); 8:08 elapsed, 6 plays/67 yards. **EAGLES** — Billy Camplfield 63 pass from Jaworski (Franklin kick); 2:36 elapsed, 6 plays/80 yards. **EAGLES** — Franklin 34 FG; 9:20 elapsed, 6 plays/15 yards.

Ahead 17-10 at halftime, the Bears missed a pair of 3rd quarter TD opportunities to slip away and with them the chance to stay in the Super Bowl tournament.

On Chicago's 1st 2nd half play, Walter Payton swept down the sidelines for an apparent 84-yard gain but the play was called back on an illegal motion call. Later in the quarter with the ball on the Eagle 9, Bobby Howard intercepted a Mike Phipps pass in the endzone.

TEAM STATISTICS

	EAGLES	BEARS
First Downs	18	15
Net Yards Gained	315	241
Net Yards Rushing	139	99
Net Yards Passing	176	142
Return Yardage	132	149
Passes	23-12	30-13
Passes Intercepted By	2	1
Punts — Average	4-40.5	6-39.8
Fumbles — Lost	4-2	1-1
Penalties — Yards	4-46	4-35
Possession Time	31:23	28:37

RUSHING

BEARS — Dave Williams 10-23; Payton 16-67; Willie McClendon 2-6; Mike Phipps 1-3.

EAGLES — Montgomery 26-87; Leroy Harris 8-33; Jaworski 3-19.

PASSING

BEARS — Phipps 13 of 30 for 142, 0 TD, 2 int.
EAGLES — Jaworski 12 of 23 for 204, 3 TD, 1 int.

RECEIVING

BEARS — Williams 2-4; Brian Baschnagel 3-38; Payton 3-52; Greg Latta 2-6; Rickey Watts 3-42.

EAGLES — Carmichael 6-111; Camplfield 2-70; Charles Smith 1-8; Harris 1-15; Montgomery 2-0.

INTERCEPTIONS

BEARS — Allan Ellis 1-25.
EAGLES — Bobby Howard 1-0; Herman Edwards 1-5.

SACKS

BEARS — Mike Hartenstein 1; Dan Hampton 2.
EAGLES — Charlie Johnson ½; John Bunting ½.



CHICAGO'S SOLDIER FIELD

The National Football League's oldest ballyard is getting younger as it enters its 57th season of use by Chicagoans.

During the past two winters, approximately one quarter of its some 60,000 seats have been rebuilt on new foundations which have turned the lakefront arena into a bowl for the first time.

Since the renovation began in early 1979, a new Astroturf playing surface has been added and all seats in the north end have been built on new stands. Last winter, the north endzone stands were connected to the east and west stands enclosing the arena.

Home to the Bears for 10 years, Soldier Field was opened for use in 1924 and dedicated with a track meet in September of that year. "Municipal Grant Park Stadium", as it was first called, sat a capacity of 45,000 people that first year of operation. The first football game played on its field was Nov. 22, 1924, as a capacity crowd watched Notre Dame edge Northwestern 13-6.

One of the country's oldest stadiums still in use (and the oldest used by any of the 28 NFL teams), Soldier Field has had an important spot in America's sport history. It hosted the first boxing event to draw a gate of over \$2.5 million (1927 Dempsey-Tunney), the first ski meet held in a stadium (with a 13-story man-made jump), and the all-time largest football crowd (123,000). The greatest crowd in the history of Soldier Field was 260,000 on Sept. 8, 1954, for the religious Marion Year Tribute.

Two weeks before that first football game 55 years ago, Chicagoans voted a bond issue to expand the Stadium to over 100,000 capacity.

While that construction was underway in 1925, Northwestern chalked up one of its all-time great victories tripping previously unbeaten Michigan 3-2. The three points were the only ones scored against Fielding Yost's Wolverines that season.

The new 100,000-seat "Soldier Field" was dedicated Nov. 27, 1926, with Army battling Navy to a 21-all deadlock. The all-time collegiate attendance record of 123,000 plus was established Nov. 26, 1927, in Soldier Field as Notre Dame edged Southern Cal 7-6.

The only Big Ten playoff game ever contested was also played on the Chicago Lakefront when Purdue whitewashed Northwestern 7-0 in a benefit for the depression relief fund in 1931.

In the first professional game at the then mammoth stadium, the Bears snipped the Chicago Cardinals 10-0 in 1926.

The 41 College All-Star games were all played in Soldier Field with the Bears and Stars fighting to a 0-0 finish in the Aug. 31, 1934 inaugural before 79,342 fans.

Another landmark football clash played in Soldier Field was the interleague City prep championship game of 1937 (Austin 26, Leo 0) played before a high school record 120,000 fans. That series, which started in 1934, is still played.

When the Bears began using the facility as a regular season home Sept. 19, 1971, several changes were made in the Stadium's seating area and concept. The actual playing field was moved into the far south end of the stadium's floor and temporary bleachers were constructed in the north endzone. The remodeling, which included backing the bench type seats, cut Soldier Field's capacity in half (57,359) but brought ticket holders closer to the action.

Before support shoring was installed, exhibit halls were located under the 50 tiers of seats.

Plans for the stadium were begun in 1919 as a memorial to the soldiers of WWI. Soldier Field stands on 10,000 pile foundations driven to an average depth of 62½ feet through fill that replaced the lake waters.

Soldier Field is operated by the Chicago Park District.

RECORDS INTRODUCTION

When the National Football League was formed in 1920, probably the last thing the founders had to worry about was the compiling of statistics and records. Accordingly, a complete statistical history of the league, dating from 1920, is an impossibility. However, here are some reference points for when various statistical categories were first compiled officially:

Scoring: Scores of all games are available starting in 1920, for purposes of records, however, totals date from 1932. Individual scoring statistics also date from 1932. Extra point and field goal attempts start in 1937.

Rushing: Statistics begin in 1932.

Passing: Statistics begin in 1932. Until 1947, what is now called "yards lost attempting to pass" was recorded in the rushing statistics. From 1947 to 1951, "yards lost attempting to pass" was recorded, but was not included in either the net rushing or the net passing yardage totals (and consequently was not a part of "total net yards gained"). Starting in 1952, passing yardage team totals include "yards lost attempting to pass," although sacks were not recorded before 1963. Lateral passes were maintained as a separate category until 1950, at which time yardage gained or lost as a result of lateral passes was included in the category initiating the action (e.g., rushing).

Pass Receiving: Statistics begin in 1932.

Interceptions: Individual statistics begin in 1940, but individual touchdowns are available from 1932. Team totals for interceptions and touchdowns start in 1932, and team yardage totals start in 1940.

Punting: Complete seasonal statistics begin in 1939, although frequently during the period 1933-1938 individual and/or team punting totals are listed on official score blanks. Such game totals are included as official records, where applicable.

Punt Returns: Complete individual totals date from 1941, although team yardage figures date from 1936. Touchdowns are available since 1932.

Kickoff Returns: Complete individual totals date from 1941, although team yardage figures date from 1940. Touchdowns are available since 1932.

Fumbles: Individual totals start in 1945. Team totals for fumbles and for total fumbles recovered begin in 1935, and the breakdown of own and opponents' recoveries dates from 1938.

First Downs: Statistics begin in 1933, while the rushing—passing—by penalty breakdown commences in 1939 (although some games in 1937-1938 include this information).

Penalties: Yards penalized dates from 1936, penalties start in 1941.

Long Plays: Since the "Long" category was not always listed on official score blanks (longest run, longest punt, etc.), an attempt has been made to verify reports of long plays through newspaper accounts—even if they are not listed on the official sheets. Reliable newspaper findings have been included in this record section.

THE LAST TIME

Punt Returned for TD —

By Bears—Steve Schubert vs Detroit, 11/4/79, 77 yards.

By Opp. — Steve Odum, Green Bay, 11/10/74, 95 yards.

Punt Blocked for TD —

By Bears—Ross Brupbacher vs Oakland, 12/17/72, recovered in endzone.

By Opp. — Nolan Cromwell, Los Angeles, blocked punt; Jim Jodat, Los Angeles, 11/11/79, 13 yards.

Opponents' Fumble Returned for TD —

By Bears—Dick Butkus vs Houston, 10/28/73, recovered in endzone.

By Opp. — Matt Blair, Minnesota, 9/25/78, 49 yards.

Intercepted Pass Returned for TD —

By Bears—Tom Hicks at Green Bay, 12/9/79, 66 yards.

By Opp. — Steve Luke, Green Bay, 10/8/78, 63 yards.

Kickoff Returned for TD —

By Bears—Rickey Watts vs St. Louis, 12/16/79, 83 yards.

By Opp. — Billy Johnson, Houston, 11/6/77, 76 yards.

Soldier Field Records

LONGEST RUN FROM SCRIMMAGE

Bears — 73 Walter Payton vs Detroit, 9/18/77
Opp. — 67 Sherman Smith, Seattle 11/5/78

LONGEST FORWARD PASS

Bears — 85 Bobby Douglass to George Farmer vs S.F. 11/19/72
Opp. — 79 Bob Griese to Nat Moore, Miami 11/2/75

LONGEST PUNT

Bears — 62 Bob Parsons vs Detroit 9/12/76
Opp. — 69 Herman Weaver, Detroit 9/12/76
Opp. — 69 Neil Clabo, Minnesota 11/20/77

LONGEST PUNT RETURN

Bears — 77 Steve Schubert vs Detroit 11/4/79
Opp. — 77 Lee Nelson, St. Louis 12/16/79

LONGEST KICKOFF RETURN

Bears — 95 Ike Hill vs Houston 10/28/73
Opp. — 62 Dave Hampton, Green Bay 11/7/71
62 Ron Jessie, Detroit, 10/1/72

LONGEST INTERCEPTION RETURN

Bears — 76 Craig Clemons vs Green Bay 11/9/75
Opp. — 95 Dick Jauron, Detroit 11/18/73

LONGEST FIELD GOAL

Bears — 48 Bob Thomas vs Green Bay 11/9/75
Opp. — 52 Fred Cox, Minnesota 10/27/75



PAYTON



THOMAS

BIG DAY BY OPPONENTS

(Since 1963)

RUSHING:

Yards	Player	Opponent	Date	Carries
152	Lawrence McCutcheon	Los Angeles	12/2/73	24
152	Sherman Smith	Seattle	11/5/78	23
150	Chuck Foreman	Minnesota	10/16/77	26
147	Jim Otis	St. Louis	12/12/75	33
142	John Brockington	Green Bay	12/16/73	22
142	John Brockington	Green Bay	11/7/71	30

PASSING:

Yards	Player	Opponent	Date	Comp.
348	Steve DeBerg	San Francisco	10/28/79	26-41
327	John Brodie	San Francisco	11/13/66	28-54
317	John Brodie	San Francisco	11/8/70	21-28
316	Tom Owen	San Francisco	11/17/74	15-26
311	Fran Tarkenton	Minnesota	9/20/64	22-34

PASS RECEIVING:

Yards	Player	Opponent	Date	Rec.
225	Bernie Casey	San Francisco	11/13/66	12
182	Boyd Dowler	Green Bay	12/15/68	6
180	Ken Burrough	Houston	11/6/77	6
165	Gary Garrison	San Diego	10/18/70	8
163	Cliff Branch	Oakland	11/7/76	5

Individual Records

SERVICE

Seasons, Active Player

- 14 Bill George, 1952-65
Doug Buffone, 1966-79
- 13 George Trafton, 1920-32
Clyde (Bulldog) Turner, 1940-52

Consecutive Seasons, Active Player same as above

Games, Lifetime

- 186 Doug Buffone, 1966-79
- 161 Bobby Joe Green 1962-73
- 159 Bill George, 1952-65
- 155 Joe Fortunato, 1955-66

Consecutive Games, Lifetime

- 142 Doug Buffone, 1966-76
- 136 Richie Petitbon, 1959-68
- 124 Bill George, 1952-62

Seasons, Head Coach

- 40 George Halas, 1920-29, 33-42,
46-55, 58-67
- 4 Hunk Anderson/Luke Johnsons
(co-coaches), 1942-45
Jim Dooley, 1968-71

SCORING

Points, Lifetime

- 541 George Blanda, 1949-58
(5-td, 247-xp, 88-fg)
- 456 Mac Percival, 1967-73 (159-xp, 99-ig)
- 378 Walter Payton, 1975-79 (63-td)
- 377 Roger Leclerc, 1960-66
(152-xp, 75-ig)

Points, Season

- 132 Gale Sayers, 1965 (22-td)
- 109 Johnny Lujack, 1950
(11-td, 34-xp, 31g)
- 100 Mac Percival, 1968 (25-xp, 25-fg)

Points, Game

- 36 Gale Sayers, 12 12 65
- 24 7 Players Tied

Consecutive Games, 1+ Points

- 33 George Blanda, 10 28 51-11 9 58
- 34 Johnny Lujack, 9 26 48-12 3 50

Touchdowns

Touchdowns, Lifetime

- 63 Walter Payton, 1975-79 (59-rush, 4-rec)
- 59 Rick Casares, 1955-64
(49-rush, 10-rec)
- 56 Gale Sayers, 1965-71
(39-rush, 9-rec, 8-ret)

- 52 Ken Kavanaugh, 1940-41, 45-50
(50-rec, 2-ret)

Touchdowns, Season

- 22 Gale Sayers, 1965
(14-rush, 6-rec, 2-ret)
- 16 Walter Payton, 1977 (14-rush, 2 rec)
Walter Payton, 1979 (14-rush, 2-rec)
- 14 Rick Casares, 1956 (12-rush, 2-rec)

Touchdowns, Game

- 6 Gale Sayers, 12 12 65
(4-rush, 1-rec, 1-ret)
- 4 7 Players Tied

Consecutive Games, 1+ Touchdowns

- 8 Rick Casares, 11 1 59-9 25 60
- 7 Ken Kavanaugh, 11 2 47-12 14 47
Willie Galimore, 9 28 58-11 9 58
Gale Sayers, 10 26 69-12 6 69
Walter Payton, 10 3 76-11 14 76

Extra Points

Extra Points, Lifetime

- 247 George Blanda, 1949-58
- 159 Mac Percival, 1967-73

Extra Points, Season

- 52 Roger Leclerc, 1965
- 45 George Blanda, 1956

Extra Points, Game

- 8 Bob Snyder, 11 14 43
- 7 9 Players Tied

Extra Points Attempted, Lifetime

- 250 George Blanda, 1949-58
- 162 Mac Percival, 1967-73

Extra Points Attempted, Season

- 52 Ray (Scooter) McLean, 1947
Roger Leclerc, 1965
- 47 George Blanda, 1956
- 46 Johnny Lujack, 1948

Extra Points Attempted, Game

- 8 Bob Snyder, vs NY, 11 14 43
George Blanda, vs Ball, 10 21 56
Roger Leclerc, vs Ball, 11 25 62
- 7 By many players

Consecutive Extra Points, Lifetime

- 156 George Blanda, 10 28 51-10 21 56
- 143 Mac Percival, 11 19 67-11 4 73

Extra Points (no misses), Season

- 52 Roger Leclerc, 1965
- 37 George Blanda, 1955

Extra Points (no misses), Game

- 8 Bob Snyder, 11 14 43
- 7 8 Players Tied

Field Goals

Field Goals, Lifetime

- 99 Mac Percival. 1967-73
- 88 George Blanda. 1949-58

Field Goals, Season

- 25 Mac Percival. 1968
- 20 Mac Percival. 1970

Field Goals, Game

- 5 Roger Leclerc. 12/3/61
- Mac Percival. 10/20/68
- 4 Roger Leclerc. 11/17/63
- Mac Percival. 10/27/68
- Mac Percival. 11/15/70
- Bob Thomas. 10/3/76

Field Goals Attempted, Lifetime

- 201 George Blanda. 1949-58
- 182 Mac Percival. 1967-73

Field Goals Attempted, Season

- 36 Mac Percival. 1968
- 34 Mac Percival. 1970

Field Goals Attempted, Game

- 7 Roger Leclerc. 11/17/63
- 6 George Blanda. 11/3/57

Consecutive Field Goals, Lifetime

- 10 Mac Percival. 10/20/68-11/3/68
- Bob Thomas. 12/18/77-10/1/78
- 8 Roger Leclerc. 11/8/64-11/26/64

Consecutive Games, 1+ Field Goals

- 12 George Blanda. 11/11/56-11/3/57
- 10 George Blanda. 11/14/54-11/20/55
- Mac Percival. 10/13/68-12/15/68

Longest Field Goal

- 55 Bob Thomas. 11/23/75
- 52 Lee Artoe. 10/27/40
- 50 3 Times

Percentage, Lifetime (25+)

- 58 1 Bob Thomas. 1975-79
- 54 4 Mac Percival. 1967-73
- 51 4 Roger Leclerc. 1960-66

Percentage, Season (10+)

- 77 3 Bob Thomas. 1978
- 69 4 Mac Percival. 1968
- 68 8 George Blanda. 1955

Field Goals (no misses), Game

- 5 Roger Leclerc. 12/3/61
- Mac Percival. 10/20/68
- 4 Mac Percival. 10/27/68
- Bob Thomas. 10/3/76

Safeties

Safeties, Lifetime

- 1 By many players

RUSHING

Attempts

Attempts, Lifetime

- 1,548 Walter Payton. 1975-79
- 1,386 Rick Casares. 1955-64
- 1,177 Walter Payton. 1975-78
- 991 Gale Sayers. 1965-71
- 846 Walter Payton. 1975-77
- 787 Ron Bull. 1962-70

Attempts, Season

- 369 Walter Payton. 1979
- 339 Walter Payton. 1977
- 333 Walter Payton. 1978
- 311 Walter Payton. 1976
- 236 Gale Sayers. 1969
- 234 Rick Casares. 1956
- 229 Gale Sayers. 1966

Attempts, Game

- 40 Walter Payton. 11/20/77
- 36 Walter Payton. 11/7/76
- 33 Walter Payton. 11/13/77
- Walter Payton. 12/4/77
- 32 Walter Payton. 12/11/77
- 31 Jim Harrison. 10/23/72
- 30 Rick Casares. 10/9/60

Yardage

Yards Gained, Lifetime

- 6,926 Walter Payton. 1975-79
- 5,657 Rick Casares. 1955-64
- 4,956 Gale Sayers. 1965-71
- 2,985 Willie Galimore. 1957-63

Seasons, (1,000+)

- 4 Walter Payton. 1976, 77, 78, 79
- 2 Gale Sayers. 1966, 69
- 1 Beattie Feathers. 1934
- Rick Casares. 1956

Yards Gained, Season

- 1,852 Walter Payton. 1977
- 1,610 Walter Payton. 1979
- 1,395 Walter Payton. 1978
- 1,390 Walter Payton. 1976
- 1,231 Gale Sayers. 1966
- 1,126 Rick Casares. 1956
- 1,032 Gale Sayers. 1969

Yards Gained, Game

- 275 Walter Payton. 11/20/77
- 205 Walter Payton. 10/30/77
- Gale Sayers. 11/3/68

100-Yard Rushing Games

11/20/77	Walter Payton	40-275	12/5/65	Gale Sayers	16-118
10/30/77	Walter Payton	23-205	11/18/51	Kayo Dottley	17-117
11/3/68	Gale Sayers	24-205	12/9/56	Rick Casares	25-117
12/18/66	Gale Sayers	17-197	11/26/67	Gale Sayers	18-117
11/13/77	Walter Payton	33-192	10/15/72	Bobby Douglass	11-117
12/16/56	Rick Casares	17-190	11/4/45	Hank Mangonia	16-116
12/5/76	Walter Payton	27-183	11/24/57	Rick Casares	28-116
9/9/79	Walter Payton	23-182	11/2/69	Gale Sayers	20-116
9/16/62	Willie Galtmore	22-181	11/6/55	Bobby Watkins	14-115
11/27/66	Gale Sayers	19-172	11/6/55	Rick Casares	16-115
12/11/77	Walter Payton	32-163	12/9/79	Walter Payton	25-115
10/28/79	Walter Payton	23-162	10/21/34	Beattie Feathers	7-114
9/18/77	Walter Payton	23-160	10/16/60	Johnny Morris	7-114
10/16/78	Walter Payton	22-157	11/2/58	Rick Casares	23-113
12/16/79	Walter Payton	33-157	11/9/58	Rick Casares	15-113
10/28/34	Beattie Feathers	15-155	11/28/65	Gale Sayers	13-113
10/7/79	Walter Payton	39-155	12/12/65	Gale Sayers	9-113
10/20/57	Willie Galtmore	24-153	9/17/72	Jim Harrison	20-113
9/19/76	Walter Payton	28-148	11/4/79	Walter Payton	22-113
10/17/76	Walter Payton	27-145	10/21/51	Kayo Dottley	16-112
10/29/44	Al Grygo	13-144	10/14/56	Rick Casares	21-112
11/26/78	Roland Harper	25-144	12/1/68	Brian Piccolo	21-112
10/27/68	Gale Sayers	18-143	11/9/69	Gale Sayers	28-112
10/15/67	Gale Sayers	22-142	11/12/39	Bill Osmani	18-111
10/2/39	Joe Maniaci	12-141	11/22/59	Rick Casares	21-111
10/10/76	Walter Payton	19-141	10/21/79	Walter Payton	23-111
9/30/34	Beattie Feathers	2-140	10/19/75	Mike Adams	17-110
10/2/77	Walter Payton	19-140	11/28/76	Walter Payton	27-110
10/7/56	Rick Casares	24-139	10/26/69	Gale Sayers	15-109
11/24/77	Walter Payton	20-137	11/14/76	Walter Payton	18-109
10/9/55	John Hoffman	18-135	11/5/78	Walter Payton	18-109
12/21/75	Walter Payton	25-134	10/28/56	Perry Jeter	16-108
9/16/79	Walter Payton	22-134	11/11/56	John Hoffman	18-108
11/4/56	Beattie Feathers	14-132	9/29/68	Gale Sayers	16-108
12/10/67	Rick Casares	25-132	10/9/66	Gale Sayers	18-106
12/3/44	Hank Mangonia	20-131	11/25/45	George McAfee	5-105
12/17/72	Bobby Douglass	9-129	10/28/51	Kayo Dottley	17-105
11/12/78	Walter Payton	14-127	9/15/68	Gale Sayers	15-105
10/10/77	Walter Payton	23-127	10/6/68	Gale Sayers	15-105
11/30/69	Gale Sayers	24-126	11/16/75	Walter Payton	23-105
9/2/79	Walter Payton	20-126	11/26/78	Walter Payton	27-105
11/26/33	Bronko Nagurski	36-125	10/3/76	Walter Payton	18-104
10/21/56	Rick Casares	18-124	11/18/56	Rick Casares	27-104
11/6/66	Gale Sayers	22-124	10/23/72	Jim Harrison	31-103
10/1/78	Walter Payton	21-124	10/22/39	Joe Maniaci	15-102
10/16/77	Walter Payton	27-123	12/7/58	Rick Casares	22-102
9/17/50	George Givanyans	24-122	12/4/77	Walter Payton	33-101
10/5/52	Kayo Dottley	26-121	10/10/34	Beattie Feathers	8-101
12/16/62	Joe Marconi	24-121	11/29/42	Gary Famiglietti	12-101
12/17/67	Gale Sayers	13-121	10/21/74	Carl Garrett	23-101
10/15/39	Bill Osmani	19-120	9/3/78	Walter Payton	26-101
11/12/50	Chuck Hunsinger	15-119	11/20/49	John Hoffman	15-100
		14-119	11/4/73	Bobby Douglass	19-100

Games, (100+) Lifetime

- 34 Walter Payton, 1975-79
- 20 Gale Sayers, 1965-71
- 13 Rick Casares, 1955-64
- 5 Beattie Feathers, 1934-37

Consecutive Games, (100+)

- 5 Walter Payton, 11/13/77-12/11/77
- 3 Beattie Feathers, 9/30/34-10/10/34
- Rick Casares, 10/7/56-10/21/56
- Gale Sayers, 11/28/65-12/12/65
- Gale Sayers, 12/10/67-9/15/68
- Gale Sayers, 10/26/69-11/9/69
- Walter Payton, 10/3/76-10/17/76
- Walter Payton, 9/2/79-9/16/79
- Walter Payton, 10/21/79-11/4/79

Games, (100+) Season

- 10 Walter Payton, 1977
- 9 Walter Payton, 1979
- 7 Rick Casares, 1956
- Walter Payton, 1976
- 6 Walter Payton, 1978
- 5 Beattie Feathers, 1934
- Gale Sayers, 1968

Longest Run From Scrimmage

- 86 Bill Osmanski, (TD) 10/15/39
- 85 Pete Stinchcomb, (TD) 11/20/21
- 82 Beattie Feathers, (TD) 10/10/34

Consecutive Seasons, (1,000+)

- 3 Walter Payton, 1976, 77, 78

Games, (200+) Season

- 2 Walter Payton, 1977

Games, (200+) Career

- 2 Walter Payton, 1975-78

Average Gain**Average Gain, Lifetime (250+)**

- 6.62 Bobby Douglass, 1969-75
- 5.77 Beattie Feathers, 1934-37
- 5.00 Gale Sayers, 1965-71

Average Gain, Season (100+)

- 9.94 Beattie Feathers, 1934
- 6.87 Bobby Douglass, 1972
- 6.20 Gale Sayers, 1968

Average Gain, Game (10+)

- 11.75 Joe Maniaci, 10/2/39
- 11.59 Gale Sayers, 12/18/66
- 11.18 Rick Casares, 12/16/56

Touchdowns**Touchdowns, Lifetime**

- 59 Walter Payton, 1975-79
- 49 Rick Casares, 1955-64

45 Walter Payton, 1975-78

39 Gale Sayers, 1965-71

26 Hugh Gallarneau, 1941-42, 45-47

Willie Galimore, 1957-63

Touchdowns, Season

- 14 Gale Sayers, 1965
- Walter Payton, 1977
- Walter Payton, 1979
- 13 Walter Payton, 1976
- 12 Rick Casares, 1956
- 11 Johnny Lujack, 1950
- Walter Payton, 1978

Touchdowns, Game

- 4 Rick Casares, 10/28/56
- Rick Casares, 12/6/59
- Gale Sayers, 12/12/65
- Bobby Douglass, 11/4/73
- 3 5 Players Tied

Consecutive Games, 1+ TDs

- 7 Gale Sayers, 10/26/69-12/6/69
- Walter Payton, 10/3/76-11/14/76
- 6 Beattie Feathers, 9/30/34-10/28/34
- Johnny Lujack, 10/1/50-11/12/50
- Rick Casares, 11/1/59-12/6/59
- Gale Sayers, 11/14/65-12/19/65

PASSING**Rating, Lifetime (400+ passes)**

- 75.0 Sid Luckman, 1939-50
- 73.4 Bill Wade, 1961-66
- 72.8 Rudy Bukich, 1958-59, 62-68

Rating, Season (100+)

- 107.8 Sid Luckman, 1943
- 95.5 Sid Luckman, 1941
- 93.7 Bill Wade, 1961

Passes**Passes, Lifetime**

- 1,744 Sid Luckman, 1939-50
- 1,407 Bill Wade, 1961-66
- 1,246 Ed Brown, 1954-61

Passes, Season

- 412 Bill Wade, 1962
- 385 Jack Concannon, 1970
- 362 George Blanda, 1953

Passes, Game

- 57 Bill Wade, 10/25/64
- 52 Johnny Lujack, 10/23/49
- 50 Jack Concannon, 12/20/70

Completions**Completions, Lifetime**

- 904 Sid Luckman, 1939-50
- 767 Bill Wade, 1961-66
- 607 Ed Brown, 1954-61

300-Yard Passing Games

12/11/49 Johnny Lujack	39-24-468	10/9/60 Ed Brown	21-13-333
11/18/62 Bill Wade	46-28-466	10/29/50 Johnny Lujack	39-20-331
11/14/43 Sid Luckman	32-21-433	10/8/61 Bill Wade	25-13-330
10/17/54 George Blanda	47-21-359	11/25/62 Bill Wade	32-23-328
10/14/62 Bill Wade	34-18-356	10/11/59 Ed Brown	29-14-323
12/17/61 Bill Wade	34-23-355	11/19/61 Bill Wade	34-18-323
12/12/65 Rudy Bukich	32-16-347	10/25/64 Bill Wade	57-33-321
10/19/47 Sid Luckman	26-18-342	10/23/49 Johnny Lujack	52-29-319
9/20/64 Bill Wade	31-23-341	10/21/62 Bill Wade	26-13-318
10/24/54 George Blanda	46-28-338	10/12/47 Sid Luckman	25-14-314
12/13/70 Jack Concannon	34-21-338	12/13/53 George Blanda	37-20-306
11/19/67 Jack Concannon	24-11-336	12/6/69 Virg Carter	49-31-301
10/25/53 George Blanda	47-23-334		

Completions, Season

225	Bill Wade, 1962
194	Jack Concannon, 1970
192	Bill Wade, 1963

Completions, Game

33	Bill Wade, 10/25/64
31	Virgil Carter, 12/6/69
29	Johnny Lujack, 10/23/49

Completion Percentage

Completion Percentage, Lifetime (250+ comp.)

54.5	Bill Wade, 1961-66
54.0	Rudy Bukich, 1958-59, 62-68
51.8	Sid Luckman, 1939-50

Completion Percentage, Season (60+)

61.9	Rudy Bukich, 1964
57.1	Sid Luckman, 1941
	Ed Brown, 1956

Completion Percentage, Game (10+)

86.7	Bob Williams, 10/12/52
83.3	Gene Ronzani, 10/22/44
	Ed Brown, 11/20/55
	Bill Wade, 11/8/64

Yards Passing

Yards Passing, Lifetime

14,686	Sid Luckman, 1939-50
9,958	Bill Wade, 1961-66
9,698	Ed Brown, 1954-61

Yards Passing, Season

3,172	Bill Wade, 1962
2,712	Sid Luckman, 1947
2,658	Johnny Lujack, 1949

Games, 300+ Yards, Lifetime

9	Bill Wade, 1961-66
4	George Blanda, 1949-58

Consecutive Games, 300+

2	Sid Luckman, 10/12-47-10/19-47
	George Blanda, 10/17-54-10/24-54
	Bill Wade, 10/14-62-10/21-62
	Bill Wade, 11/18-62-11/25-62

Games, 300+ Yards, Season

4	Bill Wade, 1962
3	Bill Wade, 1961
2	4 Players Tied

Yards Passing, Game

468	Johnny Lujack, 12/11/49
466	Bill Wade, 11/18/62
433	Sid Luckman, 11/14/43

Longest Pass Completion

98	Bill Wade (to John Farrington)
	(TD) 10/8/61
93	Jack Concannon (to Dick Gordon)
	(TD) 11/19/67
91	Ed Brown (to Willard Dewveall)
	(TD) 10/16/60

Touchdown Passes

Touchdown Passes, Lifetime

137	Sid Luckman, 1939-50
68	Bill Wade, 1961-66
63	Ed Brown, 1954-61

Touchdown Passes, Season

28	Sid Luckman, 1943
24	Sid Luckman, 1947
23	Johnny Lujack, 1949

Touchdown Passes, Game

7	Sid Luckman, 11/14/43
6	Johnny Lujack, 12/11/49
5	Ray Buivid, 12/5/37

Consecutive Games, 1+ TD Pass

19	Sid Luckman, 11/22-42-11/26-44
14	Sid Luckman, 10/12-47-10/17-48

Passes Had Intercepted

Passes Had Intercepted, Lifetime

- 132 Sid Luckman, 1939-50
- 88 Ed Brown, 1954-61
- 70 George Blanda, 1949-58

Passes Had Intercepted, Season

- 31 Sid Luckman, 1947
- 24 Bill Wade, 1962

Passes Had Intercepted, Game

- 7 Edmund (Zeke) Bratkowski, 10/2/60
- 5 7 Players Tied

Passes (none Intercepted), Game

- 46 Bill Wade, 10/11/64
- 38 Bill Wade, 10/4/64

Percentage, Intercepted

Lowest Percentage, Lifetime (400+ passes)

- 4.69 Bill Wade, 1961-66
- 5.13 Rudy Buckich, 1958-59, 62-68
- 5.47 Jack Concannon, 1967-71

Lowest Percentage, Season (100+)

- 2.88 Rudy Buckich, 1965
- 3.13 Mike Phipps, 1979
- 3.37 Bill Wade, 1963
- 4.00 Bobby Douglass, 1974

Average Gain

Average Gain, Lifetime (400+ passes)

- 8.42 Sid Luckman, 1939-50
- 8.23 Bernie Masterson, 1934-40
- 7.79 Johnny Lujack, 1948-51

Average Gain, Season (100+)

- 10.86 Sid Luckman, 1943
- 9.924 Sid Luckman, 1941
- 9.923 Ed Brown, 1956

Average Gain, Game (10+)

- 17.09 Charlie O'Rourke, 11/22/42
- 16.88 Sid Luckman, 10/5/41
- 16.67 Gene Rorzani, 10/22/44

PASS RECEIVING

Pass Receptions, Lifetime

- 356 Johnny Morris, 1958-67
- 316 Mike Ditka, 1961-66
- 238 Dick Gordon, 1965-71

Pass Receptions, Season

- 93 Johnny Morris, 1964
- 75 Mike Ditka, 1964

Pass Receptions, Game

- 14 Jim Keane, 10/23/49
- 13 Mike Ditka, 10/25/64

Consecutive Games, 1+

- 49 Mike Ditka, 12/3/61-10/10/65
- 30 Johnny Morris, 12/15/63-9/11/66

Yards Gained

Yards Gained, Lifetime

- 5,059 Johnny Morris, 1958-67
- 4,616 Harlon Hill, 1954-61

Seasons, 1,000+ Yards

- 2 Harlon Hill, 1954, 56
- 1 3 Players Tied

Yards Gained, Season

- 1,200 Johnny Morris, 1964
- 1,128 Harlon Hill, 1956
- 1,124 Harlon Hill, 1954

Games 100+ Yards, Lifetime

- 19 Harlon Hill, 1954-61
- 15 Johnny Morris, 1958-67
- 14 Mike Ditka, 1961-66

Consecutive Games, 100+

- 3 Harlon Hill, 11/11/56-11/25/56
- 2 7 Players Tied

Games, 100+ Yards, Season

- 7 Harlon Hill, 1954
- 6 Harlon Hill, 1956
- Johnny Morris, 1964

Yards Gained, Game

- 214 Harlon Hill, 10/31/54
- 201 Johnny Morris, 11/18/62
- 198 Harlon Hill, 10/21/56

150-Yard Pass Receiving Games

10/31/54	Harlon Hill	7-214	12/15/63	Johnny Morris	8-171
11/18/62	Johnny Morris	10-201	10/25/64	Mike Ditka	13-168
10/21/56	Harlon Hill	9-198	10/25/53	Jim Dooley	6-164
11/25/56	Harlon Hill	7-195	11/20/60	Willard Deweall	6-163
10/23/49	Jim Keane	14-193	12/14/47	Jim Keane	7-161
11/12/61	Mike Ditka	9-190	11/15/70	Dick Gordon	5-158
11/8/64	Johnny Morris	10-183	12/7/47	George McAfee	9-157
11/19/67	Dick Gordon	4-178	12/9/62	Mike Ditka	6-155
10/29/50	Ken Kavanaugh	8-177	10/30/55	Harlon Hill	8-151
12/11/49	John Hoffman	8-174	12/16/51	Gene Schroeder	4-150

- Longest Pass Reception**
98 John Farrington (from Bill Wade). (TD) 10/8/61
93 Dick Gordon (from Jack Concanannon). (TD) 11/19/67
91 Willard Deweall (from Ed Brown). (TD) 10/16/60

Average Gain

- Average Gain, Lifetime (75+ rec.)**
22.38 Ken Kavanaugh 1940-41 45-50
21.67 Ray (Scooter) McClean 1940-47
Average Gain, Season (30+)
25.56 Ken Kavanaugh 1947
24.98 Harlon Hill 1954
Average Gain, Game (14+)
44.75 Dick Gordon 11/19/67
37.50 Gene Schroeder 12/16/51

Touchdowns

- Touchdowns, Lifetime**
50 Ken Kavanaugh 1940-41 45-50
40 Harlon Hill 1954-61

Touchdowns, Season

- 13 Ken Kavanaugh 1947
Dick Gordon 1970
12 Harlon Hill 1954
Mike Ditka 1961

Touchdowns, Game

- 4 Harlon Hill 10/31/54
Mike Ditka 10/13/63
3 6 Players 1 ed

Consecutive Games, 1+ TD

- 7 Ken Kavanaugh 11/2-47-12 14-47
5 Mike Ditka 10/22-61-11 19-61

INTERCEPTIONS BY

Interceptions By, Lifetime

- 37 Richie Pettibon 1959-68
27 Bennie McHae 1962-70
26 Dave Whitsett 1961-66

Interception By, Season

- 9 Roosevelt Taylor 1963
8 Clyde (Bulldog) Turner 1942
Johnny Lujack 1948
Richie Pettibon 1963

Interceptions By, Game

- 3 Hank Margaria 11/11/45
Johnny Lujack 9/26/48
Johnny Lujack 9/24/67
Currys Gentry 11/19/67
Ross Brubacher 12/12/76

Consecutive Games, 1+

- 4 Clyde (Bulldog) Turner 9/27-42-10 18-42
S J Whitman 12/13-53-10 10-54
Ken Gorgal 10/9-55-10 30-55
Ernie Barnes 10/12-58-11 2-58
Richie Pettibon 12/10-61-9 23-62
Charlie Ford 10/28-73-11 18-73

Yards Returned

- Yards Returned, Lifetime**
643 Richie Pettibon 1959-68
465 Bennie McHae 1962-70
414 Roosevelt Taylor 1961-69

Yards Returned, Season

- 212 Richie Pettibon 1962
182 J C Caroline 1956
172 Don Kindt 1953
Roosevelt Taylor 1963

Yards Returned, Game

- 101 Richie Pettibon 12/9/62
96 Clyde (Bulldog) Turner 10/26/47
Roosevelt Taylor 10/20/68
89 Bennie McHae 10/24/65

Longest Interception Return

- 101 Richie Pettibon (TD) 12/9/62
96 Clyde (Bulldog) Turner (TD) 10/26/47
Roosevelt Taylor (TD) 10/20/68
89 Bennie McHae (TD) 10/24/65

Touchdowns

Touchdowns, Lifetime

- 4 Bennie McHae 1962-70
3 Richie Pettibon 1959-68
Roosevelt Taylor 1961-69

Touchdowns, Season

- 2 Jerry Weathery 1950
J C Caroline 1956
Bennie McHae 1967

Touchdowns, Game

- 1 By many players last
Tom Hicks 12/9/79

PUNTING

Punts

- Punts, Lifetime**
833 Bobby Joe Green 1962-73
554 Bob Parsons 1972-79
343 Ed Brown 1954-61
243 Fred (Curley) Morrison 1950-53
Punts, Season
99 Bob Parsons 1976
96 Bob Parsons 1978
93 Bob Parsons 1975

Punts, Game

- 14 Keith Molesworth, 12/10/33
- 11 Ed Brown, 11/29/59
- Bobby Joe Green, 12/2/73
- Bob Parsons, 12/12/76

Yards Punting

Yards Punting, Lifetime

- 35.057 Bobby Joe Green, 1962-73
- 21.132 Bob Parsons, 1972-79
- 13.912 Ed Brown, 1954-61
- 10.170 Fred (Curley) Morrison, 1950-53

Yards Punting, Season

- 3.726 Bob Parsons, 1976
- 3.625 Bob Parsons, 1975
- 3.549 Bob Parsons, 1978

Yards Punting, Game

- 517 Keith Molesworth, 12 10 33
- 476 Bob Parsons, 11 6 77
- 471 George Gulyanics, 11 14 48
- 441 Bob Parsons, 10 5 75

Longest Punt

- 94 Joe Lintzenich, 11 16 31
- 79 George McAfee, 11 17 40
- 78 Sid Luckman, 10/31 43

Average

Average, Lifetime (75+ punts)

- 44.53 George Gulyanics, 1947-52
- 42.09 Bobby Joe Green, 1962-73
- 41.85 Fred (Curley) Morrison, 1950-53

Average, Season (30+ punts)

- 46.47 Bobby Joe Green, 1963
- 44.52 Bobby Joe Green, 1964
- 44.22 George Gulyanics, 1948

Average, Game (4+ punts)

- 57.25 Fred (Curley) Morrison, 11/16/52
- 53.40 Ed Brown, 10/30/60
- 52.43 Bobby Joe Green, 12/1/63

Punts Had Blocked

Punts Had Blocked, Lifetime

- 5 Ed Brown, 1954-61
- Bob Parsons, 1972-79
- 4 Fred (Curley) Morrison, 1950-53
- Bob Parsons, 1972-78

Punts Had Blocked, Season

- 2 Fred (Curley) Morrison, 1953
- Ed Brown, 1960
- Jon Kilgore, 1968
- Bob Parsons, 1977

Punts Had Blocked, Game

- 2 Jon Kilgore, 12/8/68
- 1 By many players, Last:
Bob Parsons, 11/11/79

PUNT RETURNS

Punt Returns, Lifetime

- 112 George McAfee, 1940-41, 45-50
- 104 Johnny Morris, 1958-67
- 103 Steve Schubert, 1975-79

Punt Returns, Season

- 42 Virgil Livers, 1975
- 36 Ike Hill, 1973

Punt Returns, Game

- 7 George McAfee, 10 15 50
- Ron Smith, 10 15 50
- Steve Schubert, 12 4 77
- 6 6 Players Tied

Fair Catches

Fair Catches, Lifetime

- 47 Steve Schubert, 1975-79
- 32 Gale Sayers, 1965-71
- 24 Cecil Turner, 1968-73

Fair Catches, Season

- 21 Steve Schubert, 1978
- 17 Cecil Turner, 1968
- 12 Dick Gordon, 1967

Fair Catches, Game

- 4 Cecil Turner, 10 28 68
- Steve Schubert, vs G B, 10 8 78
- Steve Schubert, vs G B, 12 10 78
- 3 6 Players Tied

Yards Returned

Yards Returned, Lifetime

- 1,431 George McAfee, 1940-41, 45-50
- 893 Johnny Morris, 1958-67
- 866 Steve Schubert, 1975-79

Yards Returned, Season

- 456 Virgil Livers, 1975
- 417 George McAfee, 1948
- 284 George McAfee, 1950

Yards Returned, Game

- 134 Gale Sayers, 12/12/65
- 108 George McAfee, 10/10/48
- 102 Ray (Scooter) McLean, 10/11/42

Longest Punt Return

- 89 Ray (Scooter) McLean, (TD) 10 11 42
- 85 Gale Sayers, (TD) 12/12/65
- 78 Johnny Morris, (TD) 10/11/59

Average Return

Average Return, Lifetime (25+)

- 14.81 Ray (Scooter) McLean, 1940-47
- 14.48 Gale Sayers, 1965-71

Average Return, Season (1+ Per Game)

15.80 Harry Clark, 1943

14.88 Gale Sayers, 1965

Highest Average Return, Game (3+)

36.00 George McAfee, 10/10/48

34.00 Ray (Scooter) McLean, 10/11/42

26.80 Gale Sayers, 12/12/65

Touchdowns**Touchdowns, Lifetime**

3 Ray (Scooter) McLean, 1940-47

Steve Schubert, 1975-79

2 George McAfee, 1940-41, 45-50

Gale Sayers, 1965-71

Steve Schubert, 1975-78

Touchdowns, Season

1 By many players.

Touchdowns, Game

1 By many players. Last:

Steve Schubert, vs Det., 11/4/79

KICKOFF RETURNS**Kickoff Returns, Lifetime**

108 Cecil Turner, 1968-73

91 Gale Sayers, 1965-71

85 Ron Smith, 1965, 70-72

Kickoff Returns, Season

31 Cecil Turner, 1971

30 Ron Smith, 1972

Kickoff Returns, Game

8 Brian Baschnagel, 11/6/77

6 Charlie Sumner, 11/27/55

Ron Smith 11/19/72

Brian Baschnagel, 11/13/77

5 9 Players Tied

Yards Returned**Yards Returned, Lifetime**

2,781 Gale Sayers, 1965-71

2,616 Cecil Turner, 1968-73

2,263 Ron Smith, 1965, 70-72

Yards Returned, Season

924 Ron Smith, 1972

754 Brian Baschnagel, 1976

752 Cecil Turner, 1970

718 Gale Sayers, 1966

Yards Returned, Game

208 Ron Smith, 11/19/72

185 Brian Baschnagel, 11/6/77

178 Ron Smith, 12/17/72

170 Gale Sayers, 10/17/65

Longest Kickoff Return

103 Gale Sayers, (TD) 9/17/67

100 Don Bingham, (TD) 11/18/56

99 Willie Galimore, (TD) 10/4/58

Average Return**Average Return, Lifetime (25+)**

30 56 Gale Sayers, 1965-71

26 62 Ron Smith, 1965, 70-72

25 58 Willie Galimore, 1957-63

24 87 Len Walterscheid, 1977-79

Average Return, Season (1+ per game)

37 69 Gale Sayers, 1967

32 70 Cecil Turner, 1970

31 71 Walter Payton, 1975

Average Return, Game (3+)

52 00 Cecil Turner, 9/19/70

48 67 Dick Gordon, 9/16/66

48 33 Gale Sayers, 12/3/67

Touchdowns**Touchdowns, Lifetime**

6 Gale Sayers, 1965-71

4 Cecil Turner, 1968-73

Touchdowns, Season

4 Cecil Turner, 1970

3 Gale Sayers, 1967

2 Gale Sayers, 1966

Touchdowns, Game

1 By many players. Last:

Rickey Watts, vs. S.L., 12/16/79

FUMBLES**Fumbles, Lifetime**

35 Rick Casares, 1955-64

34 Willie Galimore, 1957-63

Gale Sayers, 1965-71

28 Bobby Douglass, 1969-75

Fumbles, Season

14 Gary Huff, 1974

13 Carl Garrett, 1973

12 Chick Jagade, 1954

Rudy Bukich, 1965

Fumbles, Game

4 Hugh Gallarneau, 12/1/46

Rudy Bukich, 12/5/65

3 9 Players Tied

Total Fumbles Recovered**Fumbles Recovered, Lifetime**

27 Dick Butkus, 1965-73 (2-own, 25-opp)

21 Joe Fortunato, 1955-66 (21-opp)

17 Bill George, 1952-65 (1-own, 16-opp)

Fumbles Recovered, Season

- 7 Dick Butkus, 1965 (1-own, 6-opp)
- Gary Huff, 1974 (7-own)
- 6 Don Kindt, 1947 (3-own, 3-opp)
- Jack Concannon, 1970 (6-own)

Fumbles Recovered, Game

- 3 Gary Huff, (3-own) 9/15/74
- Virgil Livers, (3-own) 10/5/75
- 2 By many players

Own Fumbles Recovered**Own Fumbles Recovered, Lifetime**

- 13 Gale Sayers, 1965-71
- 10 Ed Brown, 1954-61
- 9 Johnny Morris, 1958-67
- Ron Bull, 1962-70

Own Fumbles Recovered, Season

- 7 Gary Huff, 1974
- 6 Jack Concannon, 1970
- 5 Bobby Douglass, 1972

Own Fumbles Recovered, Game

- 3 Gary Huff, 9/15/74
- Virgil Livers, 10/5/75

Opponents' Fumbles Recovered**Opponents' Fumbles Recovered, Lifetime**

- 25 Dick Butkus, 1965-73
- 21 Joe Fortunato, 1955-66
- 16 Bill George, 1952-65

Opponents' Fumbles Recovered, Season

- 6 Dick Butkus, 1965
- 5 Ed O'Bradovich, 1962
- 4 7 Players Tied

Opponents' Fumbles Recovered, Game

- 2 By many players. Last:
- Dan Hampton, 9/16/79

**Yards Returned
(Total Fumbles)****Yards Returned, Lifetime**

- 128 Charlie Sumner, 1955, 58-60 (128-opp)
- 111 Ed Sprinkle, 1944-55 (1-own, 110-opp)
- 84 Larry Brink, 1954 (84-opp)

Yards Returned, Season

- 101 Charlie Sumner, 1958 (101-opp)
- 84 Larry Brink, 1954 (84-opp)
- 62 Bill Garrett, 1950 (62-opp)

Yards Returned, Game

- 86 Charlie Sumner, 12/7/58
- 84 Larry Brink, 11/28/54
- 62 Bill Garrett, 11/5/50

Yards Returned (Own Fumbles)**Yards Returned, Lifetime**

- 36 John Adams, 1959-62
- 24 Ike Hill, 1973-74
- 22 Ron Bull, 1962-70

Yards Returned, Season

- 36 John Adams, 1961
- 24 Ike Hill, 1973
- 21 Ron Bull, 1962

Yards Returned, Game

- 36 John Adams, 11/19/61
- 24 Ike Hill, 11/12/73
- 21 Ron Bull, 11/4/62

Longest Return, Own Fumble

- 36 John Adams, 11/19/61
- 24 Ike Hill, 11/12/73
- 21 Ron Bull, 11/4/62

**Yards Returned
(Opponents' Fumbles)****Yards Returned, Lifetime**

- 128 Charlie Sumner, 1955, 58-60
- 110 Ed Sprinkle, 1944-55
- 84 Larry Brink, 1954

Yards Returned, Season

- 101 Charlie Sumner, 1958
- 84 Larry Brink, 1954
- 62 Bill Garrett, 1950

Yards Returned, Game

- 86 Charlie Sumner, 12/7/58
- 84 Larry Brink, 11/28/54
- 62 Bill Garrett, 11/5/50

Longest Return (Opponents' Fumble)

- 98 George Halas, (TD) 11/4/23
- 86 Charlie Sumner, (TD) 12/7/58
- 84 Larry Brink, (TD) 11/28/54

Touchdowns (Total Fumbles)**Touchdowns, Lifetime**

- 2 Fred Evans, 1948 (2-opp)
- Ken Kavanaugh, 1940-41, 45-50 (2-own)
- Ed Sprinkle, 1944-55 (2-opp)
- Mike Ditka, 1961-66 (2-own)

Touchdowns, Season

- 2 Fred Evans, 1948 (2-opp)

Touchdowns, Game

- 2 Fred Evans, (2-opp) 11/28/48
- 1 By many players. Last:
- Dick Butkus, (opp) 10/28/73

Touchdowns (Own Fumbles)**Touchdowns, Lifetime**

- 2 Ken Kavanaugh, 1940-41, 45-50
- Mike Ditka, 1961-66

Touchdowns, Season

- 1 By many players.

Touchdowns, Game

- 1 By many players Last
Johnny Musso. 11 31 76

Touchdowns (Opponents' Fumbles)

Touchdowns, Lifetime

- 2 Fred Evans. 1948
Ed Sprinkle. 1944-55

Touchdowns, Season

- 2 Fred Evans. 1948

Touchdowns, Game

- 2 Fred Evans. 11 28 48
1 By many players Last
Dick Butkus. 10 28 73

TAKEAWAYS

(Interceptions and Opponents' Fumbles Recovered)

Takeaways, Lifetime

- 47 Dick Butkus. 1965-73
(22-int. 25-opp fum rec)
44 Richie Petitbon. 1959-68
(37-int. 7-opp fum rec)
37 Joe Fortunato. 1955-66
(16-int. 21-opp fum rec)

Takeaways, Season

- 12 Roosevelt Taylor. 1963
(9-int. 3-opp fum rec)
11 Dick Butkus. 1965
(5-int. 6-opp fum rec)
10 Richie Petitbon. 1963
(8-int. 2-opp fum rec)
Ross Brupbacher. 1977
(7-int. 3-opp fum rec)

Takeaways, Game

- 4 Bill George. (2-int. 2-opp fum rec)
12 3 61
3 9 Players Tied

COMBINED NET YARDS GAINED

(Includes Attempts and Yards Gained on Rushes,
Pass Receptions and Returns of Interceptions,
Punts, Kickoffs and Fumbles)

Attempts

Attempts, Lifetime

- 1.721 Walter Payton. 1975-79
1.579 Rick Casares. 1955-64
1.234 Gale Sayers. 1965-71
977 Ron Bull. 1962-70

Attempts, Season

- 400 Walter Payton. 1979
383 Walter Payton. 1978
373 Walter Payton. 1977
327 Walter Payton. 1976

Attempts, Game

- 41 Walter Payton. 11-20-77
Walter Payton. 10-7-79
37 Walter Payton. 11-7-76
34 Walter Payton. 11-13-77
Walter Payton. 12-11-77

Yards Gained

Yards Gained, Lifetime

- 9.435 Gale Sayers. 1965-71
8.889 Walter Payton. 1975-79
8.276 Johnny Morris. 1958-67
7.308 Rick Casares. 1955-64
6.966 Walter Payton. 1975-78

Yards Gained, Season

- 2.440 Gale Sayers. 1966
2.272 Gale Sayers. 1965
2.216 Walter Payton. 1977
1.923 Walter Payton. 1979
1.875 Walter Payton. 1978

Yards Gained, Game

- 339 Gale Sayers vs. Minn. 12 18 66
336 Gale Sayers vs. S.F. 12 12 65
300 Walter Payton vs. N.O. 12 21 75

Team Records

OFFENSE WON-LOST

+ Winning Percentage, Season

- 1.000 1934 (13 games) 13-0
1942 (11 games) 11-0

- Winning Percentage, Season

- .071 1969 (14 games) 1-13

Consecutive Games Won

- 17 Nov. 26, 1933-Dec. 2, 1934
16 Nov. 9, 1941-Dec. 6, 1942

Consecutive Games Without Losing

- 24 Nov. 9, 1941-Nov. 14, 1943

Consecutive Games Lost

- 8 Dec. 15, 1968-Nov. 2, 1969
Sept. 25-Nov. 12, 1978

Consecutive Games Without Winning
10 Nov. 23, 1929-Sept. 28, 1930

SCORING

Most Points, Season

409 1965 (14 games)

396 1941 (11 games)

Fewest Points, Season

133 1933 (13 games)

151 1932 (14 games)

Most Points, Game

61 vs. S.F., Dec. 12, 1965

Touchdowns

Most Touchdowns, Season

56 1941 (11 games)

54 1965 (14 games)

Fewest Touchdowns, Season

16 1933 (13 games)

18 1974 (14 games)

Most Touchdowns, Game

9 vs. S.F., Dec. 12, 1965

Extra Points

Most Extra Points, Season

52 1965 (14 games)

51 1948 (12 games)

Fewest Extra Points, Season

15 1933 (13 games)

16 1932 (14 games)

Extra Points Missed, Season

11 1939 (11 games)

1941 (11 games)

Extra Points (no misses), Season

37 1955 (12 games)

Extra Points, Game

8 vs. N.Y., Nov. 14, 1943

vs. Wash., Oct. 26, 1947

Extra Points Missed, Game

3 vs. Phil., Oct. 13, 1935 (3/6)

vs. N.Y., Nov. 8, 1936 (1/4)

vs. Pitt., Oct. 2, 1939 (2/5)

vs. Chi. Cards, Oct. 12, 1941 (5/8)

vs. Clev., Nov. 9, 1941 (1/4)

Field Goals

+ Field Goals, Season

25 1968 (14 games)

- Field Goals, Season

0 1944 (10 games)

1947 (12 games)

Since 1961:

8 1969 (14 games)

Field Goals, Game

5 vs. Det., Dec. 3, 1961

vs. Phil., Oct. 20, 1968

Field Goals Attempted, Season

36 1968 (14 games)

Fewest Attempted, Season

0 1944 (10 games)

Since 1961:

13 1974 (14 games)

Field Goals Attempted, Game

7 vs. G.B., Nov. 17, 1963

Safeties

Most Safeties, Season

2 1933 (13 games)

1938 (11 games)

1952 (12 games)

1969 (14 games)

1976 (14 games)

Most Safeties, Game

2 vs. Pit., Nov. 9, 1969

FIRST DOWNS

+ First Downs, Season

263 1947 (12 games)

262 1978 (16 games)

1979 (16 games)

257 1963 (14 games)

1965 (14 games)

- First Downs, Season

114 1937 (11 games)

115 1933 (13 games)

Since 1961:

175 1967 (14 games)

+ First Downs, Game

30 vs. N.Y. Yanks, Dec. 9, 1951

- First Downs, Game

2 vs. G.B., Dec. 10, 1933

Rushing

+ First Downs Rushing, Season

141 1950 (12 games)

1951 (12 games)

- First Downs Rushing, Season

55 1970 (14 games)

+ First Downs Rushing, Game

19 vs. G.B., Nov. 6, 1955

vs. G.B., Oct. 30, 1977

- First Downs Rushing, Game
0 vs. Chi. Cards, Oct. 14, 1945
vs. Balt., Oct. 5, 1957

Passing

- + First Downs Passing, Season
144 1954 (12 games)
141 1964 (14 games)
- First Downs Passing, Season
41 1940 (11 games)
48 1942 (11 games)
54 1972 (14 games)
- + First Downs Passing, Game
21 vs. Dall., Nov. 18, 1962
- First Downs Passing, Game
0 vs. G.B., Nov. 7, 1937
vs. G.B., Sept. 28, 1941

By Penalty

- + First Downs By Penalty, Season
32 1963 (14 games)
- First Downs By Penalty, Season
5 1939 (11 games)
Since 1961:
12 1972 (14 games)
1977 (14 games)
- First Downs By Penalty, Game
9 vs. Clev., Nov. 25, 1951

NET YARDS GAINED (RUSHING & PASSING)

- + Yards Gained, Season
5,053 1947 (12 games)
4,897 1965 (14 games)
- Yards Gained, Season
2,641 1937 (11 games)
Since 1961:
3,129 1973 (14 games)
- + Yards Gained, Game
682 vs. N.Y. Giants, Nov. 14, 1943
- Yards Gained, Game
66 vs. Den., Dec. 5, 1971

RUSHING

Attempts

- Most Attempts, Season
634 1978 (16 games)
- Fewest Attempts, Season
353 1954 (12 games)
1970 (14 games)

- Most Attempts, Game
72 vs. Brk., Oct. 20, 1935

- Fewest Attempts, Game
14 vs. Minn., Dec. 13, 1964

Yards Gained

- Most Yards Gained, Season
2,847 1934 (13 games)
- Fewest Yards Gained, Season
1,092 1970 (14 games)
- Most Yards Gained, Game
408 vs. Brk., Oct. 20, 1935
- Fewest Yards Gained, Game
1 vs. L.A., Oct. 26, 1952

Average Gain

- Highest Average Gain, Season
5.19 1934 (13 games)
4.75 1968 (14 games)
- Lowest Average Gain, Season
3.08 1953 (12 games)
3.09 1970 (14 games)
- Highest Average Gain, Game
13.75 vs. Cin., Sept. 30, 1934
- Lowest Average Gain, Game
0.03 vs. L.A., Oct. 26, 1952

Touchdowns

- Most Touchdowns, Season
30 1941 (11 games)
27 1965 (14 games)
- Fewest Touchdowns, Season
3 1933 (13 games)
1970 (14 games)
- Most Touchdowns, Game
6 vs. Det., Oct. 19, 1941

PASSING

Passes

- Most Passes, Season
494 1964 (14 games)
- Fewest Passes, Season
147 1937 (11 games)
Since 1961:
205 1972 (14 games)
- Most Passes, Game
59 vs. N.Y. Giants, Oct. 23, 1949
- Fewest Passes, Game
4 vs. Det., Oct. 15, 1967

Completions

- Most Completions, Season
282 1964 (14 games)

Fewest Completions, Season

56 1937 (11 games)

Since 1961:

78 1972 (14 games)

Most Completions, Game

34 vs. N.Y. Giants, Oct. 23, 1949

Fewest Completions, Game

1 vs. G.B., Oct. 27, 1935

vs. Det., Nov. 25, 1937

vs. G.B., Sept. 18, 1938

vs. G.B., Sept. 28, 1941

vs. Phil., Dec. 10, 1972

Completion Percentage**Highest Percentage, Season**

57.1 1964 (14 games)

Lowest Percentage, Season

29.7 1934 (13 games)

Highest Percentage, Game (10+ comp.)

78.9 vs. L.A., Nov. 26, 1961

Lowest Percentage, Game (10+ passes)

11.7 vs. Den., Dec. 12, 1976

**Yards Passing
(Net Since 1952)****Most Yards Passing, Season**

3,104 1954 (12 games)

Fewest Yards Passing, Season

955 1934 (13 games)

1,108 1972 (14 games)

Most Yards Passing, Game

488 vs. N.Y. Giants, Nov. 14, 1943

Fewest Yards Passing, Game

-16 vs. Hous., Nov. 6, 1977

Times Sacked**Most Times Sacked, Season**

55 1969 (14 games)

Fewest Times Sacked, Season

20 1963 (14 games)

Most Times Sacked, Game

9 vs. Minn., Nov. 2, 1969

vs. Den., Dec. 5, 1971

Yards Lost Attempting To Pass**+ Yards Lost, Season**

439 1969 (14 games)

- Yards Lost, Season

109 1947 (12 games)

175 1972 (14 games)

+ Yards Lost, Game

70 vs. Den., Dec. 5, 1971

Touchdown Passes**+ Touchdown Passes, Season**

29 1947 (12 games)

- Touchdown Passes, Season

5 1950 (12 games)

+ Touchdown Passes, Game

7 vs. N.Y., Nov. 14, 1943

Passes Had Intercepted**+ Passes Had Intercepted, Season**

35 1947 (12 games)

1954 (12 games)

- Passes Had Intercepted, Season

11 1941 (11 games)

12 1945 (10 games)

1965 (14 games)

+ Passes Had Intercepted, Game

8 vs. Det., Sept. 22, 1968

Percentage, Intercepted**+ Percentage, Intercepted, Season**

14.95 1942 (11 games)

- Percentage, Intercepted, Season

3.32 1965 (14 games)

Average Gain Per Pass**+ Average Gain, Season**

10.21 1941 (11 games)

- Average Gain, Season

4.97 1934 (13 games)

5.02 1969 (14 games)

PUNTING**Punts****Most Punts, Season**

100 1976 (14 games)

96 1978 (16 games)

94 1975 (14 games)

Fewest Punts, Season

32 1941 (11 games)

58 1965 (14 games)

Most Punts, Game

17 vs. G.B., Oct. 22, 1933

14 vs. G.B., Dec. 10, 1933

Fewest Punts, Game

0 vs. G.B., Nov. 6, 1955

vs. N.Y., Nov. 28, 1965

vs. Det., Oct. 1, 1972

Average**Highest Average, Season**

46.47 1963 (14 games)

Lowest Average, Season

35.73 1945 (10 games)

+ Average, Game (4+ punts)

57.25 vs. L.A., Nov. 16, 1952

- Average, Game (4+ punts)

25.00 vs. Card-Pitt., Dec. 3, 1944

PUNT RETURNS**Most Returns, Season**

60 1950 (12 games)

57 1970 (14 games)

Fewest Returns, Season

19 1968 (14 games)

Most Returns, Game

11 vs. Chi. Cards, Oct. 8, 1950

Fair Catches**Most Fair Catches, Season**

28 1967 (14 games)

Fewest Fair Catches, Season

3 1975 (14 games)

Most Fair Catches, Game

6 vs. St. L., Oct. 31, 1966

vs. Minn., Dec. 10, 1967

Yards Returned**Most Yards, Season**

781 1948 (12 games)

Fewest Yards, Season

81 1968 (14 games)

Most Yards, Game

151 vs. Chi. Cards, Oct. 12, 1941

Fewest Yards, Game

6 vs. Minn., Dec. 19, 1965

Average Return**Highest Average, Season**

20.22 1941 (11 games)

Lowest Average, Season

3.40 1957 (12 games)

Touchdowns**Most Touchdowns, Season**

2 1941 (11 games)

Most Touchdowns, Game1 in many games. Last:
vs. Det., Nov. 4, 1979.**KICKOFF RETURNS****Most Returns, Season**

74 1975 (14 games)

Fewest Returns, Season

20 1942 (11 games)

26 1963 (14 games)

Most Returns, Game

10 vs. Chi. Cards, Nov. 27, 1955

Fewest Returns, Game0 vs. Pitt., Oct. 26, 1941
vs. Clev., Nov. 29, 1942
vs. G.B., Nov. 7, 1943
vs. G.B., Sept. 26, 1948
vs. G.B., Sept. 25, 1949
vs. S.F., Nov. 19, 1950
vs. Balt., Oct. 10, 1954**Yards Returned****Most Yards, Season**

1,644 1975 (14 games)

Fewest Yards, Season

424 1963 (14 games)

Most Yards, Game

304 vs. G.B., Nov. 9, 1952

Fewest Yards, Game0 in many games. Last:
vs. Minn., Oct. 1, 1967**Average Return****Highest Average Return, Season**

29.38 1972 (14 games)

Lowest Average Return, Season

16.31 1963 (14 games)

Touchdowns**Most Touchdowns, Season**

4 1970 (14 games)

Most Touchdowns, Game2 vs. G.B., Sept. 22, 1940
vs. G.B., Nov. 9, 1952**FUMBLES****Most Fumbles, Season**

56 1938 (11 games)

Fewest Fumbles, Season

16 1963 (14 games)

Most Fumbles, Game

8 vs. Chi. Cards, Sept. 11, 1938

Total Fumbles Recovered**Most Recovered, Season**

51 1938 (11 games)

Fewest Recovered, Season

15 1943 (10 games)

16 1978 (16 games)

20 1969 (14 games)

Most Recovered, Game

- 8 vs. Clev., Nov. 24, 1940
- vs. Balt., Dec. 5, 1965
- vs. N.Y. Giants, Dec. 18, 1977

Own Fumbles Recovered**Most Own Recovered, Season**

- 37 1938 (11 games)
- 19 1942 (11 games)

Fewest Own Recovered, Season

- 5 1955 (12 games)
- 1963 (14 games)

Most Own Recovered, Game

- 7 vs. Chi. Cards, Sept. 11, 1938
- vs. N.Y. Giants, Dec. 18, 1977

Opponents' Fumbles Recovered**Most Opponents' Recovered, Season**

- 26 1952 (12 games)
- 24 1962 (14 games)
- 1965 (14 games)

Fewest Opponents' Recovered, Season

- 6 1943 (10 games)
- 11 1969 (14 games)

Most Opponents' Recovered, Game

- 5 vs. Clev., Sept. 15, 1939
- vs. Det., Nov. 22, 1942
- vs. Phil., Oct. 12, 1947
- vs. Chi. Cards, Dec. 14, 1952
- vs. G.B., Nov. 6, 1955
- vs. Chi. Cards, Nov. 29, 1959
- vs. Den., Sept. 30, 1973

Fumbles Lost**Most Lost, Season**

- 26 1973 (14 games)

Fewest Lost, Season

- 8 1978 (16 games)
- 1979 (16 games)
- 10 1956 (12 games)
- 1960 (12 games)

Most Lost, Game

- 5 vs. Chi. Cards, Dec. 1, 1940
- vs. Chi. Cards, Dec. 7, 1941
- vs. G.B., Nov. 9, 1947
- vs. Det., Nov. 23, 1952
- vs. Det., Dec. 14, 1958
- vs. Dall., Sept. 16, 1973

Touchdowns**(Total Fumbles Recovered)****Touchdowns (Total Fumbles), Season**

- 5 1942 (11 games)

Touchdowns (Total Fumbles), Game

- 2 vs. Wash., Nov. 28, 1948

PENALTIES**Most Penalties, Season**

- 122 1948 (12 games)

Fewest Penalties, Season

- 57 1955 (12 games)
- 69 1962 (14 games)

Most Penalties, Game

- 22 vs. Phil., Nov. 26, 1944

Fewest Penalties, Game

- 0 vs. Clev., Oct. 9, 1938
- vs. Minn., Oct. 23, 1972

Yards Penalized**Most Yards Penalized, Season**

- 1,194 1968 (14 games)

Fewest Yards Penalized, Season

- 498 1955 (12 games)
- 574 1972 (14 games)

Most Yards Penalized, Game

- 170 vs. Phil., Nov. 26, 1944

Fewest Yards Penalized, Game

- 0 vs. Clev., Oct. 9, 1938
- vs. Minn., Oct. 23, 1972

**DEFENSE
SCORING****Most Points Allowed, Season**

- 379 1964 (14 games)
- 1975 (14 games)

Fewest Points Allowed, Season

- 44 1932 (14 games)

Most Points Allowed, Game

- 53 vs. Chi. Cards, Nov. 27, 1955

Touchdowns**Most TDs Allowed, Season**

- 48 1975 (14 games)

Fewest TDs Allowed, Season

- 6 1932 (14 games)

Most TDs Allowed, Game

- 7 vs. Chi. Cards, Nov. 27, 1955
- vs. Balt., Oct. 4, 1958
- vs. G.B., Sept. 30, 1962
- vs. Balt., Sept. 27, 1964
- vs. S.F., Sept. 19, 1965

Extra Points**Most Allowed, Season**

- 47 1975 (14 games)

Fewest Allowed, Season

- 4 1932 (14 games)

Most Missed by Opponents, Season

6 1955 (12 games)

Most Allowed, Game

7 vs. G.B., Sept. 30, 1962

vs. Balt., Sept. 27, 1964

Most Missed by Opponents, Game

3 vs. Clev., Nov. 24, 1940 (1/4)

Field Goals**Most Fgs. Allowed, Season**

25 1973 (14 games)

Fewest Fgs. Allowed, Season

0 1932 (14 games)

1942 (11 games)

Most Fgs. Allowed, Game

5 vs. Wash., Nov. 14, 1971

vs. Minn., Sept. 23, 1973

Most Opponents' Fgs. Attempted, Season

41 1971 (14 games)

Fewest Opponents' Fgs. Attempted, Season

2 1942 (11 games)

17 1963 (14 games)

Most Opponents' Fgs. Attempted, Game

7 vs. Dall., Nov. 24, 1968

Safeties**Most Allowed, Season**

2 in 7 seasons. Last:

1974 (14 games)

Most Allowed, Game

1 in many games. Last:

vs. L.A., Oct. 17, 1976

FIRST DOWNS**Most Allowed, Season**

282 1978 (16 games)

1975 (14 games)

Fewest Allowed, Season

98 1942 (11 games)

196 1963 (14 games)

Most Allowed, Game

30 vs. L.A., Oct. 24, 1954

Fewest Allowed, Game

3 vs. Clev., Oct. 9, 1938

vs. Det., Nov. 23, 1941

Rushing**Most Allowed, Season**

138 1973 (14 games)

Fewest Allowed, Season

35 1942 (11 games)

80 1961 (14 games)

**NET YARDS ALLOWED
(RUSHING & PASSING)****Most Yards Allowed, Season**

4,680 1978 (16 games)

Fewest Yards Allowed, Season

1,703 1942 (11 games)

3,176 1963 (14 games)

Most Yards Allowed, Game

557 vs. L.A., Oct. 24, 1954

Fewest Yards Allowed, Game

54 vs. Pitt., Oct. 2, 1939

By Penalty**Most Allowed, Season**

36 1968 (14 games)

Fewest Allowed, Season

10 1953 (12 games)

Since 1961:

18 1963 (14 games)

1970 (14 games)

1971 (14 games)

1976 (14 games)

Most Allowed, Game

7 vs. Phil., Nov. 26, 1944

RUSHING

Attempts

Most Opp. Attempts, Season

564 1978 (16 games)

Fewest Opp. Attempts, Season

294 1942 (11 games)

400 1965 (14 games)

Most Opp. Attempts, Game

59 vs. Den., Dec. 12, 1976

Fewest Opp. Attempts, Game

13 vs. L.A., Oct. 11, 1964

Yards Allowed

Most Yards Allowed, Season

2,509 1973 (14 games)

Fewest Yards Allowed, Season

519 1942 (11 games)

Most Yards Allowed, Game

393 vs. Det., Nov. 26, 1936

Fewest Yards Allowed, Game

-17 vs. Chi. Cards, Dec. 6, 1942

Average Gain

Highest Opp. Gain, Season

5.28 1955 (12 games)

Lowest Opp. Gain, Season

1.77 1942 (11 games)

Highest Opp. Gain, Game

8.03 vs. Clev., Nov. 25, 1951

Lowest Opp. Gain, Game

-0.89 vs. Chi. Cards, Dec. 6, 1942

Touchdowns

Most TDs Allowed, Season

25 1975 (14 games)

Fewest TDs Allowed, Season

3 1932 (14 games)

Most TDs Allowed, Game

5 vs. G.B., Sept. 30, 1962

vs. G.B., Nov. 4, 1962

PASSING

Passes

Most Opp. Passes, Season

458 1979 (16 games)

Fewest Opp. Passes, Season

187 1933 (13 games)

296 1969 (14 games)

Most Opp. Passes, Game

54 vs. S.F., Nov. 13, 1966

Fewest Opp. Passes, Game

3 vs. N.Y., Nov. 17, 1935

vs. Det., Nov. 28, 1935

Completions

Most Comp. Allowed, Season

239 1978 (16 games)

Fewest Comp. Allowed, Season

59 1935 (12 games)

150 1969 (14 games)

Most Comp. Allowed, Game

29 vs. L.A., Nov. 26, 1950

Fewest Comp. Allowed, Game

0 Chi. Cards, Oct. 15, 1933

vs. Bos., Nov. 5, 1933

vs. G.B., Sept. 25, 1949

Completion Percentage

Highest Opp. Percentage, Season

59.1 1970 (14 games)

Lowest Opp. Percentage, Season

30.4 1935 (12 games)

Highest Opp. Percentage, Game (10+ comp.)

86.7 vs. Balt., Sept. 27, 1964

Lowest Opp. Percentage, Game (10+ pass.)

0.0 vs. G.B., Sept. 25, 1949

Yards Passing (Net Since 1952)

Most Yards Allowed, Season

2,797 1961 (14 games)

Fewest Yards Allowed, Season

691 1933 (13 games)

1,674 1973 (14 games)

Most Yards Allowed, Game

411 vs. Wash., Oct. 26, 1947

Fewest Yards Allowed, Game

-12 vs. G.B., Nov. 4, 1973

-1 vs. Pitt., Nov. 25, 1945

Sacks

Most Sacks, Season

49 1976 (14 games)

Fewest Sacks, Season

23 1972 (14 games)

Most Sacks, Game

9 vs. G.B., Dec. 13, 1970

vs. S.L., Dec. 16, 1979

Yards Lost Att. To Pass

Most Opp. Lost, Season

479 1957 (12 games)

Fewest Opp. Lost, Season

154 1953 (12 games)

Most Opp. Lost, Game

107 vs. Det., Nov. 20, 1960

Touchdown Passes**Most Allowed, Season**27 1961 (14 games)
1964 (14 games)**Fewest Allowed, Season**2 1934 (13 games)
7 1977 (14 games)
10 1963 (14 games)**Most Allowed, Game**4 in many games. Last:
vs. Mia., Nov. 2, 1975**Percentage, Had Intercepted****Highest Opp. Pct., Had Intercepted, Season**

19.07 1935 (12 games)

Lowest Opp. Pct., Had Intercepted, Season

2.73 1964 (14 games)

Average Gain**Highest Opp. Gain, Season**

8.69 1968 (14 games)

Lowest Opp. Gain, Season

3.57 1934 (13 games)

INTERCEPTIONS BY**Most Interceptions, Season**37 1935 (12 games)
36 1963 (14 games)**Fewest Interceptions, Season**10 1960 (12 games)
1964 (14 games)**Most Interceptions By, Game**7 vs. G.B., Sept. 22, 1940
vs. Det., Nov. 22, 1942
vs. Chi. Cards, Dec. 5, 1954
vs. St. L., Sept. 19, 1967**Yards Returned****Most Yards, Season**585 1941 (11 games)
537 1963 (14 games)**Fewest Yards, Season**107 1945 (10 games)
111 1960 (12 games)
129 1970 (14 games)**Most Yards, Game**

149 vs. L.A., Oct. 11, 1964

Touchdowns**Most Touchdowns, Season**4 1939 (11 games)
1950 (12 games)
1963 (14 games)**Most Touchdowns, Game**2 vs. Phil., Oct. 2, 1938
vs. Chi. Cards, Nov. 26, 1939
vs. Phil., Nov. 30, 1941**PUNTING****Punts****Most Opp. Punts, Season**97 1978 (16 games)
93 1977 (14 games)
90 1979 (16 games)
87 1950 (12 games)
1970 (14 games)**Fewest Opp. Punts, Season**42 1945 (10 games)
Since 1961:
62 1964 (14 games)
1972 (14 games)**Most Opp. Punts, Game**

15 vs. N.Y., Nov. 17, 1935

Fewest Opp. Punts, Game0 vs. Det., Dec. 2, 1956
vs. G.B., Sept. 24, 1967**Average****Highest Opp. Average, Season**

46.58 1964 (14 games)

Lowest Opp. Average, Season

36.29 1976 (14 games)

Highest Opp. Average, Game (4+ punts)

54.50 vs. S.F., Nov. 19, 1961

Lowest Opp. Average, Game (4+ punts)

25.50 vs. Pitt., Nov. 30, 1958

PUNT RETURNS**Most Opp. Returns, Season**

58 1974 (14 games)

Fewest Opp. Returns, Season

20 1941 (11 games)

Most Opp. Returns, Game

9 vs. Chi. Cards, Nov. 29, 1959

Fair Catches**Most Opp. Fair Catches, Season**

26 1972 (14 games)

1973 (14 games)

Fewest Opp. Fair Catches, Season

8 1974 (14 games)

Most Opp. Fair Catches, Game

6 vs. G.B., Dec. 16, 1973

Yards Allowed

Most Yards Allowed, Season

633 1974 (14 games)

Fewest Yards Allowed, Season

106 1969 (14 games)

Most Yards Allowed, Game

147 vs. G.B., Nov. 8, 1959

Average Return

Highest Opp. Return, Season

17.00 1941 (11 games)

Lowest Opp. Return, Season

3.79 1969 (14 games)

Touchdowns

Most Allowed, Season

2 1933 (13 games)

1941 (11 games)

1947 (12 games)

1952 (12 games)

1954 (12 games)

Most Allowed, Game

1 in many games. Last:

vs. G.B., Nov. 10, 1974

KICKOFF RETURNS

Most Opp. Returns, Season

72 1965 (14 games)

Fewest Opp. Returns, Season

32 1971 (14 games)

Most Opp. Returns, Game

9 vs. Bos., Nov. 21, 1948

vs. Balt., Oct. 21, 1956

Fewest Opp. Returns, Game

0 in 9 games. Last:

vs. G.B., Dec. 16, 1973

Yards Allowed

Most Allowed, Season

1,583 1965 (14 games)

Fewest Allowed, Season

435 1940 (11 games)

700 1945 (10 games)

1974 (14 games)

Most Allowed, Game

254 vs. L.A., Oct. 13, 1963

Average Return

Highest Opp. Return, Season

27.81 1960 (12 games)

Lowest Opp. Return, Season

15.99 1946 (11 games)

17.54 1947 (12 games)

17.93 1968 (14 games)

17.94 1976 (14 games)

Touchdowns

Most TDs Allowed, Season

1 in many seasons

Most TDs Allowed, Game

1 in many games. Last:

vs. Hous., Nov. 6, 1977

FUMBLES

Most Opp. Fumbles, Season

44 1952 (12 games)

Fewest Opp. Fumbles, Season

13 1960 (12 games)

Most Opp. Fumbles, Game

7 vs. Brk., Oct. 20, 1935

vs. Wash., Nov. 13, 1938

vs. Chi. Cards, Nov. 26, 1939

vs. Clev., Nov. 24, 1940

vs. Bos., Nov. 21, 1948

vs. L.A., Nov. 16, 1952

vs. L.A., Nov. 15, 1964

vs. L.A., Sept. 16, 1966

PENALTIES

Most Opp. Penalties, Season

103 1979 (16 games)

Fewest Opp. Penalties, Season

34 1942 (11 games)

42 1941 (11 games)

Since 1961

65 1962 (14 games)

Most Opp. Penalties, Game

21 vs. Clev., Nov. 25, 1951

Fewest Opp. Penalties, Game

0 in 13 games. Last:

vs. Minn., Dec. 3, 1972

Yards Penalized

Most Opp. Penalized, Season

1,022 1951 (12 games)

Fewest Opp. Penalized, Season

110 1937 (11 games)

Most Opp. Penalized, Game

209 vs. Clev., Nov. 25, 1951

Fewest Opp. Penalties, Game

0 in 13 games. Last:

vs. Minn., Dec. 3, 1972

CAREER LEADING RUSHERS

1,000+ Yards

No. Player (Pos.)	Seasons	Yards	Att.	Avg.	TD
1 Walter Payton (rb)	1975-79	5,548	6,926	4.47	59
2 Rick Casares (lb)	1955-64	1,386	5,657	4.08	49
3 Gale Sayers (rb)	1965-71	991	4,956	5.00	39
4 Willie Gahmore (rb)	1957-63	7	2,985	4.46	26
5 Ron Bull (rb-rb)	1962-70	9	2,871	3.65	9
6 Bronko Nagurski (fb)	1930-37	43	2,778	4.39	19
7 Roland Harper (fb)	1975-78	4	607	2,527	4.16
8 Bobby Douglass	1969-75	7	3,73	2,470	6.62
9 Ray Noll (rb)	1936-43	8	508	2,285	4.50
10 George Givens (fb)	1947-52	6	5,09	2,081	4.09
11 Gary Farnighetti (fb-rb)	1938-45	4	505	1,927	3.82
12 Beattie Farnighetti (fb-rb)	1934-37	8	320	1,846	5.77
13 Bill Osmanski (fb)	1939-43	7	368	1,753	4.76
14 George McAfee (rb)	1940-41	8	341	1,685	4.94
15 Jack Manders (fb-rb)	1933-40	5	451	1,586	3.42
16 Hugh Gallarneau (rb)	1941-42	8	343	1,421	4.14
17 John Hoffman (fb-rb)	1949-56	8	317	1,366	4.31
18 Joe Maniaci (fb-rb)	1938-41	4	260	1,295	4.98
19 Harry Clark (rb)	1940-43	4	262	1,209	4.61
20 Gene Ranzani (qb-rb)	1933-38	8	260	1,153	4.43
21 Julie Rykovich (rb)	1949-51	3	293	1,133	3.87
22 John (Kayo) Dettley (fb)	1951-53	3	250	1,122	4.49
23 Keith Molesworth (fb-rb)	1931-37	7	348	1,105	3.18
24 Jim Harrison (fb)	1971-74	4	308	1,099	3.57
25 Bobby Watkins (rb)	1955-57	3	235	1,041	4.43
26 Johnny Morris (rb)	1958-67	10	224	1,040	4.64
27 Fred (Curley) Morrison (fb-rb)	1950-53	4	285	1,022	3.59
28 Joe Marconi (fb)	1962-66	5	275	1,002	3.64
29 Carl Garrett (rb)	1973-74	2	271	1,001	3.69

CAREER LEADING INTERCEPTORS

15+ Interceptions

No. Player (Pos.)	Seasons	Years	No.	Yards	Avg.	TD
1 Richie Peterson (s)	1959-68	10	37	643	17.4	3
2 Bennie McCrae (cb)	1962-70	9	27	485	18.0	4
3 Dave Whitsett (cb)	1961-66	6	26	397	15.3	2
4 George McAfee (db)	1940-41	8	25	350	14.0	1
5 J. C. Caroline (db)	1956-65	10	24	405	16.9	2
6 Doug Buffone (fb)	1966-79	14	24	211	8.8	0
7 Roosevelt Taylor (s)	1961-69	9	23	414	18.0	3
8 Dick Butkus (fb)	1965-73	9	22	166	7.5	0
9 Don Kindt (db-rb)	1947-55	9	21	348	16.6	1
10 Allan Ellis (cb)	1973-79	7	21	185	8.8	1
11 Ray (Scooter) McLean (db)	1940-47	8	18	258	14.3	0
12 Bill George (fb)	1952-65	14	18	144	8.0	0
13 Sid Luckman (db)	1939-50	12	17	310	18.2	2
14 Clyde (Bulldog) Turner (fb)	1940-52	13	17	298	17.5	2
15 Noah Mullins (db)	1946-48	3	16	308	19.3	1
16 Charlie Sumner (db)	1955-58	4	16	251	15.7	0
17 Joe Fortunato (fb)	1955-66	12	16	156	9.8	1
18 Joe Taylor (cb)	1967-74	8	15	178	11.9	0

CAREER LEADING SCORERS

100+ Points

— TOUCHDOWNS —

No.	Player (Pos.)	Seasons	Years	Rush	Rec.	Ret.	XP	FG	Pts.
1	George Blanda (k-qb)	1949-58	10	5	0	0	247/250	88/201	541
2	Mac Percival (k)	1967-73	7	7	0	0	159/162	99/182	456
3	Walter Payton (rb)	1975-79	5	59	4	0	152/158	75/146	377
4	Roger Leclerc (k)	1960-66	7	7	0	0	0/0	0/0	378
5	Jack Manders (fb-lb-hb-db-k)	1933-40	8	11	6	2	133/x	40/367	
6	Rick Thomas (k)	1975-79	5	5	0	0	0/0	0/0	354
7	Bob Thomas (k)	1975-79	10	49	10	0	132/148	72/124	348
8	Gale Sayers (rb)	1965-71	7	39	9	8	0/0	0/0	336
9	Ken Kavanaugh (e)	1940-41, 45-50	8	0	2	2	1/1	0/0	313
10	Johnny Lujack (qb-k)	1948-51	4	21	0	0	130/136	4/9	268
11	Harlon Hill (e)	1954-61	8	0	40	0	0/0	0/0	240
12	George McAfee (hb-db)	1940-41, 45-50	8	22	11	6	0/0	0/0	234
13	Ray (Scooter) McLean (hb-db)	1940-47	8	6	21	3	45/54	0/1	225
14	Willie Gallimore (fb)	1957-63	7	26	10	1	0/0	0/0	222
15	Johnny Morris (rb-wr)	1958-67	10	5	31	1	0/0	0/0	222
16	Mike Ditka (te)	1961-66	6	0	34	2	0/0	0/0	216
17	Hugh Gallinau (hb)	1941-42, 45-47	7	26	2	2	0/0	0/0	210
18	Dick Gordon (wr)	1965-71	7	0	35	0	0/0	0/0	210
19	Bill McCoy (e)	1952-59	8	0	25	1	0/0	0/0	156
20	Jim Keane (e)	1946-51	6	0	23	0	0/0	0/0	138
21	Gary Farnigietti (fb-hb)	1938-45	8	20	1	0	1/2	0/0	126
22	Bill Osmanski (fb)	1947-52	6	19	2	0	0/0	0/0	126
23	George Guyanics (hb)	1947-52	6	19	2	0	0/0	0/0	126
24	Bobby Douglass (qb)	1969-75	7	20	0	0	1/1	0/0	121
25	Bill Karr (e)	1933-38	6	1	18	1	0/0	0/0	120
26	Joe Maniaci (fb-hb)	1938-41	4	12	2	2	24/25	3/6	117
27	Harry Clark (hb-db)	1940-43	4	8	9	2	1/1	0/0	115
28	Julie Hykover (hb)	1949-51	3	17	2	0	0/0	0/0	114
29	Bronko Nagurski (fb)	1930-37, 43	9	18	0	0	4/x	0/0	112
30	George Wilson (e)	1937-46	7	0	15	3	0/0	0/0	108
31	Billy Stone (hb)	1951-54	4	8	10	0	0/0	0/0	108
32	John Hoffman (fb-e-lb)	1949-56	8	7	9	1	0/0	0/0	104
33	John Aveni (k-e)	1959-60	2	0	0	0	51/57	17/35	102
34	James Scott (wr)	1976-79	2	0	0	0	0/0	0/0	102

CAREER LEADING PUNT RETURNERS

20+ Punt Returns

No.	Player	Seasons	Years	No.	Yards	Avg.	TD
1	Ray (Scooter) McLean	1940-47	8	42	622	14.8	3
2	Gale Sayers	1965-71	7	27	391	14.5	2
3	George McAfee	1940-41, 45-50	8	112	1,431	12.8	2
4	Noah Mullins	1946-48	3	20	236	11.8	0
5	J. R. Boone	1948-51	4	56	635	11.3	0
6	Hugh Gallinau	1941-42, 45-47	5	24	243	10.1	0
7	Johnny Morris	1958-67	10	104	893	8.6	1
8	Vigil Livers	1975-79	5	86	738	8.6	0
9	Steve Schubert	1975-79	3	103	866	8.4	3
10	Len Walterscheid	1977-79	3	23	171	7.4	0
11	Wilford White	1951-52	2	37	248	6.7	0
12	Jon Arnett	1964-66	3	45	298	6.6	0
13	Eddie Macon	1952-53	2	24	142	5.9	0

CAREER LEADING RECEIVERS

100+ Pass Receptions

No.	Player (Pos.)	Seasons	Years	No.	Yards	Avg.	TD
1	Johnny Morris (wr)	1958-67	10	356	5,059	14.2	31
2	Mike Ditka (te)	1961-66	6	316	4,503	14.3	34
3	Dick Gordon (wr)	1965-71	7	238	3,550	14.9	35
4	Horton Hill (wr)	1954-61	8	226	4,616	20.4	40
5	Jim Dooley (wr)	1952-54, 56-57, 59-62	9	211	3,172	15.0	16
6	Jim Keane (e)	1946-51	6	206	3,031	14.7	23
7	Bill McColl (e)	1952-59	8	201	2,815	14.0	25
8	Rick Casares (fb)	1955-64	10	182	1,538	8.5	10
9	Ron Bull (fb)	1962-70	9	163	1,404	8.6	4
10	Ken Kavanaugh (e)	1940-41, 45-50	8	162	3,626	22.4	50
11	Walter Payton (fb)	1975-79	5	155	1,423	9.2	4
12	James Scott (wr)	1976-79	4	139	2,462	17.7	17
13	John Hoffman (e)	1949-56	8	136	1,870	13.8	9
14	Roland Harper (fb)	1975-78	4	118	964	8.2	3
15	George Farmer (wr)	1970-75	6	113	1,909	16.9	10
16	Gale Sayers (fb)	1965-71	7	112	1,307	11.7	9
17	George Wilson (e)	1937-46	10	111	1,342	12.1	15
18	Bob Wallace (wr)	1968-72	5	109	1,403	12.9	9
19	Gene Schroeder (e)	1951-52, 54-57	6	104	1,870	18.0	13
20	Ray (Scooter) McLean (fb)	1940-47	8	103	2,232	21.7	21

CAREER LEADING KICKOFF RETURNERS

20+ Kickoff Returns

No.	Player	Seasons	Years	No.	Yards	Avg.	TD
1	Gale Sayers	1965-71	7	91	2,781	30.6	6
2	Eddie Macon	1952-53	2	22	672	30.6	0
3	Harry Clark	1940-43	4	23	643	28.0	0
4	Frank Minini	1947-48	2	23	631	27.4	0
5	Ron Smith	1965, 70-72	4	85	2,263	26.6	1
6	Leon Campbell	1952-54	3	24	638	26.6	1
7	Ken Grandberry	1974	1	22	568	25.8	0
8	Willie Gailimore	1957-63	7	43	1,100	25.6	1
9	Len Walferscheid	1977-79	3	33	821	24.9	0
10	Charlie Bivins	1960-66	7	62	1,531	24.7	0
11	Cecil Turner	1968-73	6	108	2,616	24.2	4
12	Brian Baschnagel	1976-79	4	84	2,026	24.1	1
13	Roosevelt Taylor	1961-69	9	25	598	23.9	0
14	Ron Drzewiecki	1955, 57	2	38	906	23.8	0
15	Jon Arnett	1964-66	2	22	520	23.6	0
16	Ike Hill	1973-74	2	27	637	23.6	1
17	Dick Gordon	1965-71	7	58	1,362	23.5	0
18	Johnny Morris	1958-67	10	54	1,267	23.5	0

CAREER LEADING PUNTERS

70+ Punts

No.	Player	Seasons	Years	No.	Yards	Avg.
1	George Givyanics	1947-52	6	113	5,032	44.5
2	Bobby Joe Green	1962-73	12	833	35,057	42.1
3	Fred (Curley) Morrison	1950-53	4	243	10,170	41.9
4	Ed Brown	1954-61	8	343	13,912	40.6
5	Edmund (Zeke) Bratkowski	1954, 57-60	5	76	3,023	39.8
6	Bob Parsons	1972-79	8	554	21,132	38.1

CAREER LEADING PASSERS 200+ Passes

No.	Player	Seasons	Years	No.	Comp.	Pct.	Yards	Avg.	TD	Pct.	Int.	Rating*
1	Sid Luckman	1939-50	12	1,744	904	51.8	14,686	8.42	137	7.9	132	7.6
2	Bill Wade	1961-66	6	1,407	767	54.5	9,958	7.08	68	4.8	66	4.7
3	Rudy Bukich	1958-59, 62-68	9	878	474	54.0	6,254	7.12	46	5.2	45	5.1
4	Johnny Lujack	1948-51	4	808	404	50.0	6,295	7.79	41	5.1	54	6.7
5	Ed Brown	1954-61	8	1,246	607	48.7	9,698	7.78	63	5.1	88	7.1
6	Mike Phipps	1977-79	3	343	181	52.8	2,005	5.85	11	3.2	18	5.2
7	Bernie Masterson	1934-40	7	409	156	38.1	3,366	8.23	34	8.3	38	9.3
8	Bob Avellini	1975-79	5	1,005	507	50.4	6,554	6.52	32	3.2	63	6.3
9	Jack Concannon	1967-71	7	951	486	51.1	5,222	5.49	31	3.3	52	5.5
10	George Blanda	1949-58	10	988	445	45.0	5,936	6.01	48	4.9	70	7.1
11	Keith Molesworth	1931-37	7	226	86	38.1	1,486	6.58	17	7.5	19	8.4
12	Gary Huff	1973-76	4	614	310	50.5	3,271	5.33	12	2.0	34	5.5
13	Bobby Douglass	1969-75	7	895	376	42.0	4,932	5.51	30	3.4	51	5.7
14	Zeke Bratkowski	1954, 57-60, 72	6	537	263	49.0	3,639	6.78	24	4.5	58	10.8
15	Steve Romanik	1950-53	4	237	93	39.2	1,572	6.63	7	3.0	22	9.3

*based on official NFL rating system.

ANNUAL INTERCEPTION LEADERS

Year	Player	No.	Yards
1979	Schmidt, Terry	6	44
	Fencik, Gary	6	31
1978	Fencik, Gary	4	77
1977	Ellis, Allan	6	23
1976	Brupbacher, Ross	7	49
1975	Clemons, Craig	2	109
	Plank, Doug	2	50
	Livers, Virgil	2	40
	Ellis, Allan	2	4
1974	Clemons, Craig	4	84
1973	Lyle, Garry	5	62
1972	Ford, Charlie	7	104
1971	Ford, Charlie	5	46
1970	Buffone, Doug	4	33
1969	Taylor, Joe	3	37
	Daniels, Dick	3	37
	Youngblood, George	3	22
1968	McRae, Bennie	4	41
1967	McRae, Bennie	5	94
	Pettibon, Richie	5	93
	Taylor, Roosevelt	5	19
1966	Pettibon, Richie	4	34
1965	Burkus, Dick	5	84
1964	Caroline, J. C.	2	84
	Whitsell, Dave	2	57
	Taylor, Roosevelt	2	45
	McRae, Bennie	2	44
	George, Bill	2	28
1963	Taylor, Roosevelt	9	172
1962	Pettibon, Richie	6	212
1961	Whitsell, Dave	6	123
1960	Caroline, J. C.	3	31
1959	Barnes, Erich	5	67
1958	Sumner, Charles	6	67
1957	Johnson, Jack	4	36
1956	Caroline, J. C.	6	182
1955	Sumner, Charles	7	162
1954	Whitman, S. J.	5	117
1953	Kindt, Don	6	172
1952	Dooley, Jim	5	30
1951	Schroeder, Gene	5	62
1950	Davis, Harper	5	59
1949	McAfee, George	6	76
1948	Lujack, Johnny	8	131
1947	Mullins, Noah	6	113
1946	Farns, Tom	4	43
1945	Marganta, Bob	6	79
1944	Grygo, Al	4	79
1943	Clark, Harry	5	32
1942	Turner, Clyde	8	96
1941	McAfee, George	6	78



BUKICH



WADE



BROWN



LUJACK

ANNUAL PASSING LEADERS

Year	Player	Att.	Comp.	Yards	TD	INT	Rating
1979	Phipps, Mike	255	134	1,535	9	8	69.7
1978	Avellini, Bob	264	141	1,718	5	16	54.6
1977	Avellini, Bob	293	194	2,004	11	18	61.7
1976	Avellini, Bob	271	118	1,580	8	15	49.7
1975	Avellini, Bob	126	67	942	6	11	57.4
1974	Huff, Gary	205	114	1,083	3	9	57.1
1973	Douglass, Bobby	283	142	1,653	6	17	50.4
1972	Douglass, Bobby	174	81	1,057	5	7	59.2
1971	Douglass, Bobby	198	75	1,246	9	12	49.5
1970	Concannon, Jack	225	91	1,164	7	15	38.7
1969	Concannon, Jack	385	194	2,130	16	18	61.6
1968	Concannon, Jack	160	87	1,783	4	8	81.3
1967	Concannon, Jack	148	68	773	5	8	50.9
1966	Bukich, Rudy	309	147	1,858	10	21	49.1
1965	Bukich, Rudy	312	176	2,641	20	9	93.6
1964	Bukich, Rudy	160	99	1,099	12	7	89.0
1963	Wade, Bill	356	192	2,301	15	12	73.8
1962	Wade, Bill	412	225	3,172	18	24	70.2
1961	Wade, Bill	250	139	2,258	22	13	93.7
1960	Brown, Ed	149	59	1,079	7	11	50.1
1959	Brown, Ed	247	125	1,881	13	10	77.0
1958	Brown, Ed	218	102	1,418	10	17	51.0
1957	Brown, Ed	185	84	1,321	6	16	44.5
1956	Brown, Ed	168	96	1,667	11	12	83.1
1955	Brown, Ed	164	85	1,307	9	10	71.4
1954	Bratkowski, Zeke	130	67	1,087	8	17	60.9
1953	Blanda, George	362	169	2,164	14	24	51.4
1952	Romanik, Steve	126	49	772	4	11	34.5
1951	Lujack, Johnny	176	85	1,295	3	8	59.9
1950	Lujack, Johnny	254	121	1,731	4	21	40.9
1949	Lujack, Johnny	312	162	2,658	23	22	75.9
1948	Luckman, Sid	163	89	1,047	13	14	65.2
1947	Luckman, Sid	323	176	2,712	24	31	67.6
1946	Luckman, Sid	229	110	1,826	17	16	70.8
1945	Luckman, Sid	217	117	1,725	14	10	82.6
1944	Luckman, Sid	143	71	1,018	11	11	66.8
1943	Luckman, Sid	202	110	2,194	28	12	107.8
1942	Luckman, Sid	105	57	1,023	10	13	80.0
1941	Luckman, Sid	119	68	1,181	9	6	95.5
1940	Luckman, Sid	105	44	941	9	9	60.7
1939	Masterston, Bernie	113	44	914	5	9	49.6
1938	Masterston, Bernie	112	46	848	7	9	55.6
1937	Masterston, Bernie	72	26	615	6	7	55.8

ANNUAL SCORING LEADERS

Year	Player	TD	PAT	FG	Pts.
1979	Payton, Walter	16	0	0	96
1978	Thomas, Bob	0	26	17	77
1977	Payton, Walter	16	0	0	96
1976	Payton, Walter	13	0	0	78
1975	Thomas, Bob	0	0	13	57
1974	Roder, Mirro	0	18	13	57
1973	Roder, Mirro	0	18	8	35
1972	Percival, Mac	0	26	12	62
1971	Percival, Mac	0	18	15	63
1970	Percival, Mac	0	28	20	88
1969	Percival, Mac	0	26	8	50
1968	Percival, Mac	0	25	25	100
1967	Sayers, Gale	12	0	0	72
1966	Sayers, Gale	12	0	0	72
1965	Sayers, Gale	22	24	18	78
1964	Morris, Johnny	10	0	0	60
1963	Dika, Mike	8	0	0	48
1962	LeClerc, Roger	0	36	13	75
1961	Dika, Mike	12	0	0	72
1960	Aveni, John	0	23	7	44
1959	Casares, Rick	12	0	0	72
1958	Gallimore, Willie	12	0	0	72
1957	Blanda, George	1	23	14	71
1956	Casares, Rick	14	0	0	84
1955	Blanda, George	2	37	11	82
1954	Hill, Harlon	12	0	0	72
1953	Blanda, George	0	27	7	48
1952	Blanda, George	1	30	6	54
1951	Lujack, Johnny	7	10	0	52
1950	Lujack, Johnny	11	34	3	109

CASARES



BLANDA



ANNUAL KICKOFF RETURN LEADERS

Year	Player	No.	Yards	Avg.	Year	Player	No.	Yards	Avg.
1979	Walterscheid, Len	19	427	22.5	1959	Morris, Johnny	17	438	25.8
1978	Baschnagel, Brian	20	455	22.8	1958	Morris, Johnny	16	399	24.9
1977	Baschnagel, Brian	23	557	24.2	1957	Drzewiecki, Ron	13	315	24.2
1976	Baschnagel, Brian	29	754	26.0	1956	Bingham, Don	17	444	26.1
1975	Payton, Walter	14	444	31.7	1955	Drzewiecki, Ron	25	591	23.6
1974	Grandberry, Ken	22	568	25.8	1954	Jagade, Chick	11	195	17.7
1973	Hill, Ike	27	637	23.6	1953	Macon, Ed	13	373	28.7
1972	Smith, Ron	30	924	30.8	1952	Macon, Ed	9	299	33.2
1971	Smith, Ron	26	671	25.8	1951	Morrison, Fred	13	353	27.2
1970	Turner, Cecil	23	752	32.7	1950	Hunsinger, John	23	343	14.9
1969	Sayers, Gale	14	339	24.2	1949	Dreyer, Fred	13	338	26.0
1968	Turners, Cecil	20	363	18.2	1948	Minn, Frank	12	370	30.8
1967	Sayers, Gale	16	603	37.7	1947	Minn, Frank	11	261	23.7
1966	Sayers, Gale	23	718	31.2	1946	Osmanski, Bill	8	203	25.4
1965	Sayers, Gale	21	660	31.4	1945	Margaria, Bob	10	195	19.5
1964	Martin, Billy	24	534	22.3	1944	Margaria, Bob	12	279	23.3
1963	Bull, Ronnie	7	105	15.0	1943	Clark, Harry	13	326	25.1
1962	Martin, Billy	25	515	20.6	1942	Gullarneau, Hugh	6	151	25.2
1961	Bivins, Charles	25	668	26.7	1941	McAfee, George	7	223	31.9
1960	Gallimore, Willie	12	292	24.3					

ANNUAL RUSHING LEADERS

Year	Player	Yards	Att.	TD
1979	Payton, Walter	1,610	369	14
1978	Payton, Walter	1,395	333	11
1977	Payton, Walter	1,852	339	14
1976	Payton, Walter	1,390	311	13
1975	Payton, Walter	679	196	7
1974	Grandberry, Ken	475	144	2
1973	Garrett, Carl	655	175	5
1972	Douglass, Bobby	968	141	8
1971	Shy, Don	420	116	2
1970	Montgomery, Ross	229	62	0
1969	Sayers, Gale	1,032	136	8
1968	Sayers, Gale	856	138	2
1967	Sayers, Gale	880	186	7
1966	Sayers, Gale	1,231	229	8
1965	Sayers, Gale	867	166	14
1964	Arnett, Jon	400	119	1
1963	Marconi, Joe	446	118	2
1962	Marconi, Joe	406	89	5
1961	Gilmore, Willie	707	153	4
1960	Casares, Rick	566	160	5
1959	Casares, Rick	699	177	10
1958	Casares, Rick	651	176	2
1957	Casares, Rick	700	204	6
1956	Casares, Rick	1,126	234	12
1955	Casares, Rick	553	133	12
1954	Feathers, Beatie	1,004	356	1
1953	Rozman, Gene	356	79	2
1952	Nagurski, Bronko	529	122	3
1951	Notling, Ray	424	106	2
1950	Francis, Sam	297	85	3
1949	Notling, Ray	297	63	2
1948	Notling, Ray	373	78	2
1947	McAtee, George	474	65	9
1946	Famighetti, Gary	503	118	8
1945	Clark, Harry	556	120	3
1944	Margaria, Bob	463	88	4
1943	Margaria, Bob	497	112	4
1942	Galliarneau, Hugh	476	112	7
1941	Osmanski, Joe	328	64	1
1940	Osmanski, Joe	439	119	5
1939	Guyonics, George	452	102	5
1938	Guyonics, George	571	146	2
1937	Morrison, Fred	367	95	3
1936	Jagade, Chick	498	157	3
1935	Casares, Rick	672	125	4
1934	Nagurski, Bronko	553	128	1
1933	Feathers, Beatie	1,004	356	1
1932	Rozman, Gene	356	79	2
1931	Nagurski, Bronko	529	122	3
1930	Notling, Ray	424	106	2
1929	Francis, Sam	297	85	3
1928	Notling, Ray	373	78	2
1927	McAtee, George	474	65	9
1926	Famighetti, Gary	503	118	8
1925	Clark, Harry	556	120	3
1924	Margaria, Bob	463	88	4
1923	Margaria, Bob	497	112	4
1922	Galliarneau, Hugh	476	112	7
1921	Osmanski, Joe	328	64	1
1920	Osmanski, Joe	439	119	5
1919	Guyonics, George	452	102	5
1918	Guyonics, George	571	146	2
1917	Morrison, Fred	367	95	3
1916	Jagade, Chick	498	157	3
1915	Casares, Rick	672	125	4

ANNUAL RECEIVING LEADERS

Year	Player	Yards	Att.	TD
1979	Williams, Dave	42	354	5
1978	Payton, Walter	50	480	0
1977	Scott, James	50	809	3
1976	Harper, Roland	29	291	1
1975	Raiber, Bo	39	685	2
1974	Wade, Charlie	39	683	1
1973	Garrett, Carl	23	292	0
1972	Thomas, Earl	20	365	3
1971	Farmer, George	46	737	5
1970	Gordon, Dick	71	1,026	13
1969	Wallace, Bob	47	553	5
1968	Gordon, Dick	29	477	4
1967	Gordon, Dick	31	524	5
1966	Sayers, Gale	34	447	2
1965	Morris, Johnny	53	846	4
1964	Morris, Johnny	93	1,200	10
1963	Dika, Mike	59	794	8
1962	Dika, Mike	58	904	5
1961	Morris, Johnny	58	889	5
1960	Deweaill, Willard	43	804	3
1959	Doodley, Jim	41	580	3
1958	McColl, Bill	35	517	8
1957	Doodley, Jim	37	530	1
1956	Hill, Harton	47	1,128	11
1955	Hill, Harton	5	195	5
1954	Hill, Harton	0	194	0
1953	Doodley, Jim	3	193	3
1952	Schroeder, Gene	1	192	1
1951	Hoffman, John	2	191	2
1950	Keane, Jim	1	190	1
1949	Keane, Jim	0	189	0
1948	Keane, Jim	3	188	3
1947	Keane, Jim	5	187	5
1946	Kavanaugh, Ken	13	186	13
1945	Wilson, George	5	185	5
1944	Wilson, George	24	184	24
1943	Clark, Harry	23	183	23
1942	McLean, Ray	19	182	19
1941	Plasman, Dick	14	181	14
1940	Kavanaugh, Ken	12	180	12
1939	Plasman, Dick	19	179	19
1938	Karr, William	14	178	14
1937	McDonald, Lester	11	177	11
1936	Hewitt, Bill	15	176	15
1935	Johnsos, Luke	19	175	19
1934	Hewitt, Bill	10	174	10
1933	Hewitt, Bill	16	173	16
1932	Johnsos, Luke	24	172	24
1931	Hewitt, Bill	2	171	2
1930	Hewitt, Bill	2	170	2
1929	Hewitt, Bill	5	169	5
1928	Hewitt, Bill	4	168	4
1927	Hewitt, Bill	358	167	358
1926	Hewitt, Bill	3	166	3
1925	Hewitt, Bill	3	165	3
1924	Hewitt, Bill	403	164	403
1923	Hewitt, Bill	276	163	276
1922	Hewitt, Bill	8	162	8
1921	Hewitt, Bill	571	161	571
1920	Hewitt, Bill	535	160	535
1919	Hewitt, Bill	7	159	7
1918	Hewitt, Bill	4	158	4
1917	Hewitt, Bill	3	157	3
1916	Hewitt, Bill	259	156	259
1915	Hewitt, Bill	337	155	337
1914	Hewitt, Bill	5	154	5
1913	Hewitt, Bill	910	153	910
1912	Hewitt, Bill	4	152	4
1911	Hewitt, Bill	414	151	414
1910	Hewitt, Bill	6	150	6
1909	Hewitt, Bill	696	149	696
1908	Hewitt, Bill	0	148	0
1907	Hewitt, Bill	433	147	433
1906	Hewitt, Bill	2	146	2
1905	Hewitt, Bill	394	145	394
1904	Hewitt, Bill	6	144	6
1903	Hewitt, Bill	841	143	841
1902	Hewitt, Bill	4	142	4
1901	Hewitt, Bill	1,124	141	1,124
1900	Hewitt, Bill	42	140	42
1899	Hewitt, Bill	789	139	789
1898	Hewitt, Bill	9	138	9
1897	Hewitt, Bill	Att.	137	Att.
1896	Hewitt, Bill	Yards	136	Yards

New York Jets: Meadowlands Hilton, 2 Harmon Plaza, Secaucus, NJ (07094) 201/348-6900. Cincinnati: Stouffer's Tower, 141 W 6th St., Cincinnati (45202) 513/352-2100. Green Bay: Howard Johnson's Motor Lodge, Route 5, De Pere (54115) 414/336-0611. Pittsburgh: Marriott Inn, 101 Marriott Dr., Pittsburgh (15205) 412/922-8400. Minnesota: Radisson South, 7800 Normandale Rd., Minneapolis (55436) 612/835-7800. Philadelphia: Hyatt Cherry Hill, 2349 W Marlin Pike, Cherry Hill, NJ (28002) 609/662-3131. Cleveland: Stouffer's on the Square, 24 Public Square, Cleveland (44113) 216/696-5600. Atlanta: Marriott, Courtyard at International Blvd., Atlanta (30303) 404/659-6500. Detroit: Northfield Hilton, 5500 Crooks Rd., at I-75, Troy, MI (48060) 313/879-2100. Tampa Bay: Bay Harbor Inn, 7700 Courtney Campbell Causeway, Tampa (33607) 815/885-2541.

ROAD HEADQUARTERS

Year	Player	Yards	Year	Player	Yards
1979	Schubert, Steve	25	1979	Parsons, Bob	92
1978	Schubert, Steve	27	1978	Parsons, Bob	96
1977	Schubert, Steve	31	1977	Parsons, Bob	99
1976	Livers, Virgil	28	1976	Parsons, Bob	80
1975	Livers, Virgil	42	1975	Parsons, Bob	93
1974	Hill, Ike	33	1974	Parsons, Bob	90
1973	Hill, Ike	36	1973	Green, Bobby Joe	82
1972	Smith, Ron	26	1972	Green, Bobby Joe	67
1971	Smith, Ron	26	1971	Green, Bobby Joe	77
1970	Cole, Linzy	14	1970	Green, Bobby Joe	40
1969	Lyle, Garry	12	1969	Green, Bobby Joe	83
1968	Turner, Cecil	9	1968	Green, Bobby Joe	76
1967	Gordon, Dick	12	1967	Green, Bobby Joe	27
1966	Arnett, Jon	15	1966	Green, Bobby Joe	42
1965	Sayers, Gale	16	1965	Green, Bobby Joe	80
1964	Arnett, Jon	19	1964	Green, Bobby Joe	58
1963	Morris, Johnny	16	1963	Green, Bobby Joe	42
1962	Morris, Johnny	20	1962	Green, Bobby Joe	46
1961	Morris, Johnny	23	1961	Green, Bobby Joe	69
1960	Morris, Johnny	13	1960	Green, Bobby Joe	58
1959	Morris, Johnny	14	1959	Brown, Ed	56
1958	Morris, Johnny	14	1958	Brown, Ed	64
1957	Drzewiecki, Ron	22	1957	Brown, Ed	27
1956	Jeter, Perry	6	1956	Brown, Ed	42
1955	Smith, Ray	6	1955	Brown, Ed	39
1954	Stone, Billy	14	1954	Bratkowski, Zeke	41
1953	White, Roy	14	1953	Morrison, Fred	39
1952	White, Roy	23	1952	Morrison, Fred	65
1951	White, Roy	14	1951	Morrison, Fred	64
1950	McAlfee, George	33	1950	Morrison, Fred	57
1949	McAlfee, George	24	1949	Gulyniaks, G.	57
1948	McAlfee, George	30	1948	Gulyniaks, G.	29
1947	McAlfee, George	18	1947	Gulyniaks, G.	44
1946	Gallianau, Hugh	10	1946	Luckman, Sid	23
1945	Margania, Bob	7	1945	Luckman, Sid	33
1944	Grygo, Al	11	1944	McEneaney, Doug	37
1943	Clark, Harry	10	1943	Luckman, Sid	36
1942	Gallianau, Hugh	9	1943	Luckman, Sid	35
1941	Swisher, Bob	7	1942	Luckman, Sid	34
1940	Swisher, Bob	101	1941	Luckman, Sid	25
1939	Luckman, Sid	31	1940	Luckman, Sid	33
1938	Luckman, Sid	158	1939	Luckman, Sid	42
1937	Luckman, Sid	101	1938	Luckman, Sid	48
1936	Luckman, Sid	101	1937	Luckman, Sid	44
1935	Luckman, Sid	101	1936	Luckman, Sid	40
1934	Luckman, Sid	101	1935	Luckman, Sid	40
1933	Luckman, Sid	101	1934	Luckman, Sid	40
1932	Luckman, Sid	101	1933	Luckman, Sid	40
1931	Luckman, Sid	101	1932	Luckman, Sid	40
1930	Luckman, Sid	101	1931	Luckman, Sid	40
1929	Luckman, Sid	101	1930	Luckman, Sid	40
1928	Luckman, Sid	101	1929	Luckman, Sid	40
1927	Luckman, Sid	101	1928	Luckman, Sid	40
1926	Luckman, Sid	101	1927	Luckman, Sid	40
1925	Luckman, Sid	101	1926	Luckman, Sid	40
1924	Luckman, Sid	101	1925	Luckman, Sid	40
1923	Luckman, Sid	101	1924	Luckman, Sid	40
1922	Luckman, Sid	101	1923	Luckman, Sid	40
1921	Luckman, Sid	101	1922	Luckman, Sid	40
1920	Luckman, Sid	101	1921	Luckman, Sid	40
1919	Luckman, Sid	101	1920	Luckman, Sid	40
1918	Luckman, Sid	101	1919	Luckman, Sid	40
1917	Luckman, Sid	101	1918	Luckman, Sid	40
1916	Luckman, Sid	101	1917	Luckman, Sid	40
1915	Luckman, Sid	101	1916	Luckman, Sid	40
1914	Luckman, Sid	101	1915	Luckman, Sid	40
1913	Luckman, Sid	101	1914	Luckman, Sid	40
1912	Luckman, Sid	101	1913	Luckman, Sid	40
1911	Luckman, Sid	101	1912	Luckman, Sid	40
1910	Luckman, Sid	101	1911	Luckman, Sid	40
1909	Luckman, Sid	101	1910	Luckman, Sid	40
1908	Luckman, Sid	101	1909	Luckman, Sid	40
1907	Luckman, Sid	101	1908	Luckman, Sid	40
1906	Luckman, Sid	101	1907	Luckman, Sid	40
1905	Luckman, Sid	101	1906	Luckman, Sid	40
1904	Luckman, Sid	101	1905	Luckman, Sid	40
1903	Luckman, Sid	101	1904	Luckman, Sid	40
1902	Luckman, Sid	101	1903	Luckman, Sid	40
1901	Luckman, Sid	101	1902	Luckman, Sid	40
1900	Luckman, Sid	101	1901	Luckman, Sid	40
1899	Luckman, Sid	101	1899	Luckman, Sid	40
1898	Luckman, Sid	101	1898	Luckman, Sid	40
1897	Luckman, Sid	101	1897	Luckman, Sid	40
1896	Luckman, Sid	101	1896	Luckman, Sid	40
1895	Luckman, Sid	101	1895	Luckman, Sid	40
1894	Luckman, Sid	101	1894	Luckman, Sid	40
1893	Luckman, Sid	101	1893	Luckman, Sid	40
1892	Luckman, Sid	101	1892	Luckman, Sid	40
1891	Luckman, Sid	101	1891	Luckman, Sid	40
1890	Luckman, Sid	101	1890	Luckman, Sid	40
1889	Luckman, Sid	101	1889	Luckman, Sid	40
1888	Luckman, Sid	101	1888	Luckman, Sid	40
1887	Luckman, Sid	101	1887	Luckman, Sid	40
1886	Luckman, Sid	101	1886	Luckman, Sid	40
1885	Luckman, Sid	101	1885	Luckman, Sid	40
1884	Luckman, Sid	101	1884	Luckman, Sid	40
1883	Luckman, Sid	101	1883	Luckman, Sid	40
1882	Luckman, Sid	101	1882	Luckman, Sid	40
1881	Luckman, Sid	101	1881	Luckman, Sid	40
1880	Luckman, Sid	101	1880	Luckman, Sid	40
1879	Luckman, Sid	101	1879	Luckman, Sid	40
1878	Luckman, Sid	101	1878	Luckman, Sid	40
1877	Luckman, Sid	101	1877	Luckman, Sid	40
1876	Luckman, Sid	101	1876	Luckman, Sid	40
1875	Luckman, Sid	101	1875	Luckman, Sid	40
1874	Luckman, Sid	101	1874	Luckman, Sid	40
1873	Luckman, Sid	101	1873	Luckman, Sid	40
1872	Luckman, Sid	101	1872	Luckman, Sid	40
1871	Luckman, Sid	101	1871	Luckman, Sid	40
1870	Luckman, Sid	101	1870	Luckman, Sid	40
1869	Luckman, Sid	101	1869	Luckman, Sid	40
1868	Luckman, Sid	101	1868	Luckman, Sid	40
1867	Luckman, Sid	101	1867	Luckman, Sid	40
1866	Luckman, Sid	101	1866	Luckman, Sid	40
1865	Luckman, Sid	101	1865	Luckman, Sid	40
1864	Luckman, Sid	101	1864	Luckman, Sid	40
1863	Luckman, Sid	101	1863	Luckman, Sid	40
1862	Luckman, Sid	101	1862	Luckman, Sid	40
1861	Luckman, Sid	101	1861	Luckman, Sid	40
1860	Luckman, Sid	101	1860	Luckman, Sid	40
1859	Luckman, Sid	101	1859	Luckman, Sid	40
1858	Luckman, Sid	101	1858	Luckman, Sid	40
1857	Luckman, Sid	101	1857	Luckman, Sid	40
1856	Luckman, Sid	101	1856	Luckman, Sid	40
1855	Luckman, Sid	101	1855	Luckman, Sid	40
1854	Luckman, Sid	101	1854	Luckman, Sid	40
1853	Luckman, Sid	101	1853	Luckman, Sid	40
1852	Luckman, Sid	101	1852	Luckman, Sid	40
1851	Luckman, Sid	101	1851	Luckman, Sid	40
1850	Luckman, Sid	101	1850	Luckman, Sid	40
1849	Luckman, Sid	101	1849	Luckman, Sid	40
1848	Luckman, Sid	101	1848	Luckman, Sid	40
1847	Luckman, Sid	101	1847	Luckman, Sid	40
1846	Luckman, Sid	101	1846	Luckman, Sid	40
1845	Luckman, Sid	101	1845	Luckman, Sid	40
1844	Luckman, Sid	101	1844	Luckman, Sid	40
1843	Luckman, Sid	101	1843	Luckman, Sid	40
1842	Luckman, Sid	101	1842	Luckman, Sid	40
1841	Luckman, Sid	101	1841	Luckman, Sid	40
1840	Luckman, Sid	101	1840	Luckman, Sid	40
1839	Luckman, Sid	101	1839	Luckman, Sid	40
1838	Luckman, Sid	101	1838	Luckman, Sid	40
1837	Luckman, Sid	101	1837	Luckman, Sid	40
1836	Luckman, Sid	101	1836	Luckman, Sid	40
1835	Luckman, Sid	101	1835	Luckman, Sid	40
1834	Luckman, Sid	101	1834	Luckman, Sid	40
1833	Luckman, Sid	101	1833	Luckman, Sid	40
1832	Luckman, Sid	101	1832	Luckman, Sid	40
1831	Luckman, Sid	101	1831	Luckman, Sid	40
1830	Luckman, Sid	101	1830	Luckman, Sid	40
1829	Luckman, Sid	101	1829	Luckman, Sid	40
1828	Luckman, Sid	101	1828	Luckman, Sid	40
1827	Luckman, Sid	101	1827	Luckman, Sid	40
1826	Luckman, Sid	101	1826	Luckman, Sid	40
1825	Luckman, Sid	101	1825	Luckman, Sid	40
1824	Luckman, Sid	101	1824	Luckman, Sid	40
1823	Luckman, Sid	101	1823	Luckman, Sid	40
1822	Luckman, Sid	101	1822	Luckman, Sid	40
1821	Luckman, Sid	101	1821	Luckman, Sid	40
1820	Luckman, Sid	101	1820	Luckman, Sid	40
1819	Luckman, Sid	101	1819	Luckman, Sid	40
1818	Luckman, Sid	101	1818	Luckman, Sid	40
1817	Luckman, Sid	101	1817	Luckman, Sid	40
1816	Luckman, Sid	101	1816	Luckman, Sid	40
1815	Luckman, Sid	101	1815	Luckman, Sid	40
1814	Luckman, Sid	101	1814	Luckman, Sid	40
1813	Luckman, Sid	101	1813	Luckman, Sid	40
1812	Luckman, Sid	101	1812	Luckman, Sid	40
1811	Luckman, Sid	101	1811	Luckman, Sid	40
1810	Luckman, Sid	101	1810	Luckman, Sid	40
1809	Luckman, Sid	101	1809	Luckman, Sid	40
1808	Luckman, Sid	101	1808	Luckman, Sid	40
1807	Luckman, Sid	101	1807	Luckman, Sid	40
1806	Luckman, Sid	101	1806	Luckman, Sid	40
1805	Luckman, Sid	101	1805	Luckman, Sid	40
1804	Luckman, Sid	101	1804	Luckman, Sid	40
1803	Luckman, Sid	101	1803	Luckman, Sid	40
1802	Luckman, Sid	101	1802	Luckman, Sid	40
1801	Luckman, Sid	101	1801	Luckman, Sid	40
1800	Luckman, Sid	101	1800	Luckman, Sid	40

ANNUAL PUNTING LEADERS

ANNUAL PUNT RETURN LEADERS

Fortman Dan (Colorado) G (1) 1946
 Fortuna Joe (Mississippi St.) LB (12) 1965
 Francis Sam (Nebraska) F (2) 1937
 Franklin Paul (Franklin) E (5) 1933
 Fump M. Don (Ohio Wesleyan) G (1) 1930

G

Gagner Dave (Illinois St.) FB (1) 1974
 Garner Wendell (Cincinnati) CB (2) 1979
 Garsone Walter (Michigan A&M) HB (7) 1971
 Galtmore Dale (Florida) DE (1) 1974
 Galtmore Hugh (Stanford) HB (5) 1941
 Garrett Carl W. (Indiana) FB (2) 1973
 Garrett T. (Oklahoma A&M) C (2) 1947
 Garrett W. D. (Mississippi State) T (1) 1950
 Garvey A. McC. (Notre Dame) E (1) 1922
 Garvey Ed (Notre Dame) HB (1) 1925
 Gentry Curtis (Maryland State) CB (3) 1966
 George Bill (Wake Forest) G LB (14) 1952
 Gerdorf S. D. (North Carolina) E (1) 1919
 Gersbach Carl (West Chester St.) LB (1) 1975
 Geyer Bill (Cologne) HB (1) 1942
 Gibson Abe (Mississippi) G (2) 1936
 Gifford John (Mississippi) T (1) 1953
 Gilam John H. (Carnegie St.) WB (1) 1977
 Ginn Bill (Eastern Illinois) CB (2) 1941
 Glick Larry (Kentucky) R (3) 1963
 Goble Paul (Michigan) E (1) 1925
 Gochdorf Owen (Indiana State) CB (1) 1946
 Gordon Dick (Michigan State) HB (2) 1965
 Gordon Tony (Illinois) T (1) 1938
 Goral Ken (Purdue) HB (2) 1955
 Grabowski Sam (Illinois) HB (1) 1971
 Graham Conrad (Tennessee) CB (1) 1973
 Grandberry Ken (Iowa St.) LB (1) 1974
 Grange Canard (Kentucky) FB (1) 1929
 Grange Harold (Kentucky) HB (1) 1925
 Green Bobby Joe (Florida) P (12) 1952
 Greenwood Glen (Iowa) HB (1) 1924
 Gritt Bob (Oregon State) WB (1) 1975
 Grosvenor George (Colorado) HB (2) 1935
 Grygo Al (South Carolina) HB (2) 1944
 Guadalupe Pete (Missouri State) G (2) 1943
 Guaynes George (Elmhurst J.C.) HB (1) 1937
 Gunt Jimmy (USC) LB (6) 1970
 Gunter Jimmy (Oregon State) DE (1) 1970

H

Haddon Aldous (Wash. & Jeff.) B (1) 1928
 Haines, Kins (Notre Dame) WB (1) 1979
 Hallett George (Illinois) E (10) 1920
 Hase Dave (Ottawa) DE (3) 1969
 Haskins Jim (Wisconsin) HB (1) 1956
 Hasty Lewis (Chicago) HB (1) 1941
 Haskins Gene (West Michigan) C (1) 1971
 Hammond Henry (Southwestern) E (1) 1937
 Hampton Dan (Arkansas) DE (1) 1979
 Hankle Carl (Minnesota) G (1) 1922
 Hanny Frank (Indiana) E (5) 1922
 Hansen, Wayne (Luther) HB (1) 1933
 Hansen, Clifford (Texas Western) C (10) 1950
 Hardy Cliff (Michigan State) CB (1) 1971
 Harley Charles C. (Ohio St.) RB (1) 1921
 Harper Roland (Louisiana Tech) RB (6) 1975
 Harris Al (Arizona State) DE (1) 1979
 Harris Richard (Gresham) DE (2) 1974
 Harrison Jim (Missouri) RB (4) 1971
 Hart Tommy (Miami Brown) DE (2) 1978
 Hartenstein Mike (Penn St.) DE (5) 1975
 Hartman Fred (Iowa) T (1) 1947
 Hasting Carl (Michigan) WB (1) 1974
 Hattley John (So. Miss.) G (1) 1953
 Hackett Walter (Florida A&M) DB (2) 1968
 Haxley Ed (Oklahoma) T (6) 1922
 Haxley Don (Maryland) G (2) 1958
 Healdon Tom (Notre Dame) CB (1) 1979
 Heleman Charles (Iowa State) E (1) 1939
 Helwig John (Notre Dame) C (4) 1933
 Hempel Bill (Carroll) T (1) 1942
 Hensley Dick (Kentucky) E (1) 1953
 Heron Bruce (New Mexico) LB (2) 1978
 Hester Jim (North Dakota) TE (1) 1970
 Hewitt Bill (Michigan) E (5) 1932
 Hicks Jesse (Southern California) T (1) 1931
 Hicks Fern (Illinois) LB (4) 1976

Hill Leroy E (8) 1954
 Hill Marion (Hempden St. Tenn.) E (8) 1954
 Hill the Colliery WB (2) 1973
 Hogan Mike (Michigan) G (1) 1974
 Hochstedt Fred (Chicago) G (1) 1927
 Hodges Norm (Louisiana St.) S (1) 1974
 Hoffman Jack (Knox) E (5) 1952
 Hoffman John (Arkansas) E (8) 1949
 Hoffman John (Illinois) DE (1) 1971
 Hoffman Glen (So. Texas State) G (4) 1970
 Holman Willie (So. Carolina St.) CB (6) 1966
 Holmer Walter (Northwestern) FB (2) 1929
 Holman Mary (Boston College) FB (2) 1947
 Holtzack A. (Washington State) T (1) 1941
 Horley Larry (Iowa) DT (2) 1972
 Houser Charles (West Virginia) C (2) 1958
 Hovnan Gary (Purdue) DT (4) 1973
 Huarte John (Notre Dame) CB (1) 1972
 Huff Gary (Florida State) CB (4) 1973
 Hufnagel Kent (Purdue) FB (1) 1921
 Hughes Harry (Stanford) HB (1) 1955
 Hughes Bernard (Oregon) C (1) 1941
 Hughes Bill (Texas) C (2) 1940
 Hult Mike (So. California) FB (2) 1968
 Hult Don (Southern Miss.) DT (1) 1977
 Hunsinger Chuck (Florida) HB (3) 1950
 Hunt Jackie (Marshall) HB (1) 1945
 Hurst William (Oregon) G (1) 1924
 Hurst Bob (Eastern Oregon) G (1) 1970

I

Ingersoll Sam (Illinois) G (2) 1920
 Isopella Anthony (Purdue) G (1) 1943

J

Jackson Bobby (Alabama) HB (1) 1961
 Jackson Noah (Tampa) G (5) 1975
 Jackson Randy (Florida) T (8) 1967
 Jagade Chico (Ill. and Ia.) FB (2) 1954
 James Dan (Ohio) T (1) 1967
 Jarvis Ernie (Washington) G (3) 1972
 Jarmon Mike (Temple) T (2) 1946
 Jatta Ray (Northwestern) G (1) 1955
 Jett Robert (Alabama) O (2) 1963
 Jewell Leo (Iowa) CB (1) 1931
 Jeter Bob (Iowa) CB (3) 1971
 Jeter Perry RB (2) 1966
 Jewett Bob (Michigan State) E (1) 1958
 Jiggins Dan (Maryland) T (4) 1976
 Joesting Herb (Minnesota) FB (2) 1931
 Johnson Albert (Kentucky) FB (1) 1939
 Johnson Bill (So. Methodist) G (2) 1946
 Johnson Greg (Ohio St.) DT (1) 1971
 Johnson Jack (Miami) R (1) 1957
 Johnson John (Indiana) HB (1) 1959
 Johnson Les (Illinois) HB (1) 1920
 Johnson U. G. FB (1) 1924
 Johnson Pete (M.I.T.) B (1) 1959
 Johnson Luke (Northwestern) E (9) 1929
 Jones Bob (San Diego State) E (1) 1967
 Jones Edgar (Pittsburgh) HB (1) 1945
 Jones Jerry (Notre Dame) G (2) 1920
 Jones Jimmy (Wisconsin) E (3) 1965
 Jones Stan (Maryland) T (2) 1954
 Jumper Dave (Ohio St.) WB (1) 1973

K

Karr William (West Virginia) E (6) 1933
 Karas Ted (Indiana) E (5) 1962
 Karwals Jack (Michigan) E (2) 1946
 Kassel Chuck (Illinois) E (1) 1927
 Kawahugh Ken (Louisiana State) E (5) 1940
 Kawell Ed (Illinois) C (5) 1931
 Keane Jim (Iowa) E (5) 1946
 Keefe Jerry (Notre Dame) G (1) 1944
 Kelly Elmer (Wichita U.) E (1) 1944
 Kelly Jim (Tenn. St.) TE (1) 1974
 Kendrick Jim (Texas A&M) T (1) 1924
 Kendrick Nick (St. Ambrose) G (2) 1942
 Keshing Walter (St. Thomas) E (4) 1934
 Kicullen Bob (Texas Tech) T (8) 1957
 Kilgore Tony (Alabama) P (1) 1968
 Knott Don (Wisconsin) HB (9) 1947
 King Ralph (Chicago) T (1) 1925

Kuney Steve (Iowa State) T (2) 1973
 Kirk Ken (Mississippi) C (1) 1950
 Kissel Joseph (Boston College) FB (1) 1952
 Klatwiler Dick (So. Dakota State) C (2) 1956
 Klein Dick (Iowa) T (2) 1958
 Knapp Oscar (Illinois) FB (6) 1923
 Knox Bill (Purdue) DB (3) 1974
 Knipe Ron (U.C.L.A.) DB (1) 1957
 Koehler Robert (Northwestern) FB (2) 1920
 Kolman Ed (Temple) T (5) 1945
 Komarsky Bob (Wisconsin) G (1) 1960
 Koscho Joe (Oklahoma) G (5) 1923
 Kottler Kenneth (Iowa State) T (1) 1949
 Koutas Gary (Iowa) FB (3) 1972
 Kreamerchack Tony (Wm. & Mary) E (1) 1964
 Kreckling Rich (Illinois) E (1) 1964
 Krenn W. Doug (West Texas State) G (2) 1967
 Kuechenberg Rudy (Indiana) LB (3) 1967
 Kuntz Lee (Nebraska) LB (1) 1979
 Kuntz Ralph (Wisconsin) FR (6) 1965

L

Lafleur Joe (Marquette) FB (3) 1922
 LaForest W. FB (1) 1920
 Lahar Harold (Oklahoma) G (1) 1941
 Lamb Walter (Oklahoma) E (1) 1946
 Larson R. Jake (U. of Michigan) B (5) 1920
 Larson Fred (Notre Dame) C (1) 1922
 Latta Greg (Oregon State) HB (5) 1975
 Lawler Allen (Michigan) FB (2) 1946
 Lawson Roger (West Michigan) FB (2) 1948
 Leach Bobby (Texas) DB (1) 1948
 Leary Roger (Tulsa) LB (2) 1960
 Lee Buddy (Louisiana State) LB (2) 1971
 Lee Herman (Florida A&M) T (9) 1958
 Leebensworth Ron (Stanford) T (1) 1965
 Leggett Bill (Louisiana State) T (1) 1967
 Leonard Clifford (Cerber) T (1) 1925
 Leonard James (Cologne) T (1) 1924
 Lesane James (Iowa) HB (2) 1952
 Lett Dennis (So. Carolina) T (1) 1972
 Lett Don (Southern Methodist) DT (1) 1972
 Lintensch Joseph (St. Louis) T (2) 1930
 Lipscomb Paul (Tennessee) T (1) 1954
 Livers W. W. (Kentucky) CB-PR (5) 1975
 Livingston Andy (Indiana) R (2) 1964
 Logan James (Indiana) G (2) 1942
 Long Harvey (Detroit) T (1) 1929
 Long Jimmy (Cologne) CB (2) 1943
 Lowe Lloyd (New Texas State) G (2) 1954
 Luskman J. (Louisiana) RB (2) 1959
 Lusk John (Notre Dame) DB (4) 1948
 Lusk Gary (West Washington) CB (2) 1968
 Lyman Roy (Ark. & Missouri) T (9) 1925
 Lyon George (Alabama State) T (1) 1923

M

MacLeod Robert (Birmingham) HB (2) 1939
 MacRae Ken (Birmingham) FB (1) 1920
 Macdon Eric (College of Pacific) HB (2) 1952
 Magnum Dan (So. Mary St.) HB (4) 1942
 Mahard Ralph (Cincinnati) T (1) 1929
 Mahard Charles (Texas A&M) E (1) 1933
 Manders Jack (Minnesota) HB (3) 1933
 Manard Joe (Indiana) FB (4) 1938
 Manning Pete (Wake Forest) E (2) 1960
 Manning Edgar (Northwestern) E (5) 1937
 Mansour Joe (West Virginia) FB (3) 1962
 Margata Bob (Indiana) E (2) 1954
 Martin Bill (Georgia Tech) E (2) 1964
 Martin Bill (Minnesota) HB (3) 1962
 Martin Frank (Alabama) HB (1) 1941
 Martinovich P. (College of Pacific) G (1) 1940
 Mastowsk Matt (San Diego U.) WB (1) 1972
 Massaw Wayne (Cameron) T (1) 1966
 Masters Bob (Illinois) RB (2) 1943
 Masterson Benet (Nebraska) CB (2) 1954
 Masterson Robert (Iowa) C (1) 1945
 Mastropasqua Gus (Iowa) E (1) 1947
 Mastropasqua Jack (West Michigan) E (1) 1947
 Matson Ray (Oregon) T (1) 1965
 Matzall Al (Georgetown) C (4) 1941
 May Creser G (1) 1920
 May Water G. Red G (1) 1920

ALL-LEAGUE SELECTIONS

(As Listed By The National Football League)

1931 Red Grange	HB	1949 Ray Bray	G
1932 Jules Carlson	G	1950 Dick Barwegan	G
Luke Johnsos	E	George Connor	T
Bronko Nagurski	FB	Johnny Lujack	QB
1933 Bill Hewitt	E	1951 Dick Barwegan	G
Joe Kopcha	G	George Connor	OT & DT
Bronko Nagurski	FB	1952 George Connor	LB & OT
1934 Beattie Feathers	HB	1953 George Connor	LB & OT
Bill Hewitt	E	1954 Harlon Hill	E
Joe Kopcha	G	1955 George Connor	LB
Bronko Nagurski	FB	Bill George	MG
1935 Bill Karr	E	Harlon Hill	E
Joe Kopcha	G	Stan Jones	G
George Musso	T	Bill Wightkin	T
1937 George Musso	T	1956 Rick Casares	FB
Joe Stydahar	T	Bill George	MG
1938 Danny Fortmann	G	Harlon Hill	E
Joe Stydahar	T	Stan Jones	G
1939 Danny Fortmann	G	Larry Strickland	C
Bill Osmanski	FB	1957 Bill George	LB
Joe Stydahar	T	Larry Strickland	C
1940 Danny Fortmann	G	1958 Bill George	LB
Joe Stydahar	T	1959 Bill George	LB
1941 Danny Fortmann	G	Stan Jones	G
Sid Luckman	QB	1960 Doug Atkins	DE
George McAfee	HB	Bill George	LB
Bulldog Turner	C	Stan Jones	G
1942 Lee Artoe	T	1951 Doug Atkins	DE
Gary Famiglietti	FB	Mike Ditka	TE
Danny Fortmann	G	Bill George	LB
Sid Luckman	QB	1962 Mike Ditka	TE
Bulldog Turner	C	1963 Doug Atkins	DE
1943 Harry Clark*	HB	Mike Ditka	TE
Sid Luckman	QB	Joe Fortunato	LB
Dante Magnani	HB	Bill George	MLB
Bulldog Turner	C	Richie Petitbon	S
1944 Sid Luckman*	QB	Roosevelt Taylor	S
Bulldog Turner	C	1964 Mike Ditka	TE
1945 Sid Luckman*	QB	Joe Fortunato	LB
1946 Ken Kavanaugh	E	Johnny Morris	FL
Ray Bray	G	1965 Dick Butkus	MLB
Hugh Gallarneau	HB	Joe Fortunato	LB
Sid Luckman	QB	Gale Sayers	RB
Bulldog Turner	C	1966 Gale Sayers	RB
1947 Fred Davis	T	1967 Dick Butkus	MLB
Ken Kavanaugh	E	Gale Sayers	RB
Sid Luckman	QB	1968 Dick Butkus	MLB
1948 Ray Bray	G	Gale Sayers	RB
Bulldog Turner	C		

1969 Dick Butkus MLB
 Gale Sayers RB
 1970 Dick Butkus MLB
 Dick Gordon WR
 1972 Dick Butkus MLB
 1975 Wally Chambers DT

1976 Wally Chambers DT
 Walter Payton RB
 1977 Walter Payton RB
 1978 Walter Payton RB
 1979 Gary Fencik S
 Walter Payton RB

* No official team recognized

Bears in the Pro-Bowl

(1951-1970 NFL East vs. West, 1971 — NFC vs. AFC)

1980: Walter Payton, RB
 1979: Walter Payton, RB
 1978: Allan Ellis, CB
 Walter Payton, † RB
 1977: Wally Chambers, DT
 Walter Payton, RB
 1976: Wally Chambers, DT
 1975: None
 1974: Wally Chambers, DT
 1973: Dick Butkus, LB
 Ron Smith, KR
 1972: Dick Gordon, WR
 Dick Butkus, LB
 1971: Dick Butkus, LB
 Cecil Turner, KR
 Bobby Joe Green, P
 Dick Gordon, * WR
 1970: Gale Sayers, † RB
 Dick Butkus, LB
 1969: Dick Butkus, LB
 Roosevelt Taylor, DB
 Gale Sayers, * RB
 1968: Gale Sayers, † RB
 Dick Butkus, LB
 1967: Gale Sayers, † RB
 Dick Butkus, LB
 Richie Petitbon, DB
 1966: Gale Sayers, RB
 Dick Butkus, LB
 Doug Atkins, DE
 Joe Fortunato, LB
 Mike Ditka, TE
 1965: Joe Fortunato, LB
 Mike Ditka, TE
 Johnny Morris, * FL
 1964: Joe Fortunato, LB
 Mike Ditka, TE
 Doug Atkins, DE
 Richie Petitbon, DB

Roosevelt Taylor, DB
 Mike Pyle, C
 Bill Wade, QB
 Joe Marconi, RB
 George Halas, Coach
 1963: Mike Ditka, TE
 Doug Atkins, DE
 Joe Fortunato, LB
 Richie Petitbon, DB
 1962: Stan Jones, G
 Doug Atkins, DE
 Bill George, LB
 Mike Ditka, TE
 1961: Stan Jones, G
 Doug Atkins, DE
 Bill George, LB
 Johnny Morris, FL
 1960: Stan Jones, G
 Doug Atkins, DE
 Bill George, LB
 Rick Casares, RB
 Erich Barnes, DB
 Fred Williams, DT
 1959: Doug Atkins, † DE
 Stan Jones, G
 Joe Fortunato, LB
 Bill George, LB
 Willie Galimore, RB
 Rick Casares, RB
 Fred Williams, DT
 1958: Doug Atkins, DE
 Rick Casares, RB
 Bill George, LB
 Stan Jones, G
 Kline Gilbert, T
 1957: Harlon Hill, WR
 Stan Jones, G
 Bill George, LB
 Ed Brown, QB

Rick Casares, RB
 J. C. Caroline, HB
 Larry Strickland, C
 McNeil Moore, HB
 1956: Stan Jones, G
 Bill Wightkin, T
 Harlon Hill, WR
 Rick Casares, RB
 Jack Hoffman, E
 Ed Brown, QB
 Bill George, LB
 1955: Harlon Hill, WR
 Bill Bishop, T
 Bill George, LB
 Ed Sprinkle, DE
 1954: George Connor, T-LB
 Don Kindt, HB
 Jack Hoffman, E
 Fred Williams, DT
 1953: Dick Barwegan, G
 Fred Williams, DT
 Gene Schroeder, E
 George Connor, T-LB
 Ed Sprinkle, DE
 1952: Dick Barwegan, G
 George Connor, T-LB
 John Dettley, RB
 Bulldog Turner, C-LB
 Johnny Lujack, QB
 Ed Sprinkle, DE
 Ray Bray, G
 1951: Ray Bray, G
 Ed Sprinkle, DE
 George Connor, T-LB
 Fred Davis, T
 Dick Barwegan, G
 Bulldog Turner, C-LB
 Johnny Lujack, QB

* Denotes selected for game but did not play due to injuries.

† Denotes game's outstanding back, lineman

BEARS VS THE NFL

Opponents (1st game)	Bears:	Won	Lost	Tied	Pct.	Pts.	Opp.
Atlanta Falcons (1966)		4	7	0	.375	173	227
Regular Season		4	7	0	.375	173	227
Baltimore Colts (1956)		17	22	1	.436	775	817
Regular Season		13	20	0	.393	658	708
Pre-Season		4	2	1	.667	117	109
Buffalo Bills (1969)		4	1	1	.800	104	79
Regular Season		2	1	0	.667	44	29
Pre-Season		2	0	1	.833	60	50
Cincinnati Bengals (1972)		1	3	0	.250	29	77
Regular Season		0	1	0	.000	3	13
Pre-Season		1	2	0	.333	26	64
Cleveland Browns (1950)		6	15	0	.286	362	506
Regular Season		2	5	0	.286	89	189
Pre-Season		4	10	0	.286	273	317
Dallas Cowboys (1960)		5	7	0	.417	224	293
Regular Season		3	5	0	.375	145	192
Pre-Season		2	1	0	.667	72	64
Playoffs		0	1	0	.000	7	37
Denver Broncos (1970)		3	5	0	.375	122	138
Regular Season		1	3	0	.250	57	64
Pre-Season		2	2	0	.500	65	74
Detroit Lions (1934)		53	37	3	.589	1,792	1,615
Regular Season		52	37	3	.584	1,768	1,598
Pre-Season		1	0	0	1.000	24	17
Green Bay Packers (1921)		72	62	9	.537	2,199	2,118
Regular Season		65	50	6	.565	1,944	1,762
Pre-Season		6	12	3	.333	222	342
Playoffs		1	0	0	1.000	33	14
Houston Oilers (1969)		5	5	0	.500	193	225
Regular Season		1	1	0	.500	35	61
Pre-Season		4	4	0	.500	158	164
Kansas City Chiefs (1967)		1	3	0	.250	69	136
Regular Season		1	1	0	.500	35	46
Pre-Season		0	2	0	.000	34	90
Los Angeles Rams (1946)		31	20	3	.608	1,273	1,191
Regular Season		30	18	3	.625	1,217	1,111
Pre-Season		1	1	0	.500	42	56
Playoffs		0	1	0	.000	14	24
Miami Dolphins (1969)		1	5	1	.167	74	181
Regular Season		0	3	0	.000	32	111
Pre-Season		1	2	1	.333	42	70
Minnesota Vikings (1961)		17	22	2	.436	743	865
Regular Season		16	20	2	.444	669	793
Pre-Season		1	2	0	.333	74	72
New England Patriots (1972)		0	3	0	.000	34	67
Regular Season		0	2	0	.000	17	40
Pre-Season		0	1	0	.000	17	27

BEARS VS THE NFL

Opponents (1st game)					Bears: Win					Opp.				
					Lost					Pct.				
					Tied					Pct.				
					Pct.					Opp.				
New Orleans Saints (1968)					5	3	0	0	0	625	202	144	124	144
Regular Season					5	2	0	0	0	714	188	144	124	144
Pre-Season					0	1	0	0	0	1000	14	20	20	20
New York Giants (1925)					38	21	2	2	2	639	1,017	775	775	775
Regular Season					22	14	2	2	2	605	619	443	443	443
Pre-Season					12	5	0	0	0	708	280	201	201	201
Playoffs					4	2	0	0	0	667	118	131	131	131
New York Jets (1974)					3	1	0	0	0	750	91	56	56	56
Regular Season					1	1	0	0	0	500	71	50	50	50
Pre-Season					2	0	0	0	0	1,000	20	6	6	6
Oakland Raiders (1972)					1	4	0	0	0	200	100	108	108	108
Regular Season					0	3	0	0	0	000	67	81	81	81
Pre-Season					1	1	0	0	0	500	33	27	27	27
Philadelphia Eagles (1975)					32	11	1	1	1	762	998*	649*	649*	649*
Regular Season					18	2	1	1	1	904	550*	230*	230*	230*
Pre-Season					14	8	0	0	0	619	431	392	392	392
Playoffs					0	1	0	0	0	000	17	27	27	27
Pittsburgh Steelers (1934)					31	9	1	1	1	775	1,030*	595*	595*	595*
Regular Season					16	3	1	1	1	842	540*	258*	258*	258*
Pre-Season					15	6	0	0	0	714	490	337	337	337
St. Louis Cardinals (1920)					60	37	6	6	6	619	1,908	1,330	1,330	1,330
Regular Season					52	23	6	6	6	693	1,572	943	943	943
Pre-Season					8	14	0	0	0	364	336	387	387	387
San Diego Chargers (1970)					1	4	0	0	0	200	66	102	102	102
Regular Season					0	3	0	0	0	000	35	86	86	86
Pre-Season					1	1	0	0	0	500	31	14	14	14
San Francisco 49ers (1950)					23	21	1	1	1	523	1,007	986	986	986
Regular Season					22	21	1	1	1	512	983	979	979	979
Pre-Season					1	0	0	0	0	1,000	24	7	7	7
Seattle Seahawks (1976)					2	2	0	0	0	500	97	70	70	70
Regular Season					1	1	0	0	0	500	63	38	38	38
Pre-Season					1	1	0	0	0	500	34	32	32	32
Tampa Bay Buccaneers (1976)					4	2	0	0	0	667	80	60	60	60
Regular Season					3	2	0	0	0	600	70	53	53	53
Pre-Season					1	0	0	0	0	1,000	10	7	7	7
Washington Redskins (1937)					35	16	0	0	0	686	1,225	824	824	824
Regular Season					11	7	0	0	0	611	424	335	335	335
Pre-Season					22	7	0	0	0	759	660	426	426	426
Playoffs					2	2	0	0	0	500	141	63	63	63

* In 1943 the Pittsburgh and Philadelphia teams were combined: the Bears' 48-21 victory points are included in both teams final scores.

Totals: All Opponents

Regular Season

Pre-Season

Playoffs

Totals: 27 Active NFL

Regular Season

Pre-Season

Playoffs

ALL TIME COACHING RECORDS

[illegible]

Brian Piccolo Award

Bear veterans vote the award to the rookie who best exemplifies the courage, loyalty, teamwork, dedication and sense of humor of the late Brian Piccolo.

A running back who died of cancer June 16, 1970, Piccolo was in his fourth season with the club when forced from the hump because of the malignancy. He was 26 years old when he died and left a wife and three daughters, and legions of friends.

Piccolo played the first nine games of the '69 season when a persistent cough led to a chest x-ray that revealed the cancer.

He signed with the Bears as a free agent following the '64 collegiate season. As a senior at Wake Forest, Piccolo led the nation in scoring (111) and rushing (1,044).

Piccolo played the first nine games of the '69 season when a persistent cough led to a chest x-ray that revealed the cancer.


He signed with the Bears as a free agent following the 69 collegiate season. As a senior at Wake Forest, Piccolo led the nation in scoring (111) and rushing (1,044).

[illegible]

1979	Defensive End Dan Hampton
1978	Running Back John Skibinski
1977	Tackle Ted Albrecht
1976	Wide Receiver Brian Baschagel
1975	Running Back Roland Harper
1974	Tight End Fred Pagac
1973	Defensive Tackle Wally Chambers
1972	Defensive Tackle Jim Osborne
1971	Safety Jerry Moore
1970	Guard Glen Holloway

BEAR HISTORICAL HIGHLIGHTS

9/17/20—George Halas representing the Decatur Staleys meets with representatives of 12 other clubs at Ralph Hay's Hippodrome showroom in Canton, O., forming the American Professional Football Association—which later became the NFL. Membership is set at \$100.



GEORGE HALAS, End-Coach-Owner, Inducted

1963. Started Bears as Decatur Staleys in 1920; has been with Bears ever since (with time out for Navy duty in WWII). Co-organizer of forerunner of NFL. Coached for 40 seasons and retired with an all-time 326 victories. Played pro ball for 11 seasons starting with Hammond Pros in 1919. Wore jersey 7.

1920—The Staleys shutout 12 of their 13 foes, lose only to the Chicago Cardinals (7-6 at Normal Park) and post a 10-1-2 record. Each player is paid \$1,900 for the season.

1921—Decatur Staley AC becomes Chicago Staleys, plays in Wrigley Field, and wins the APFA title with 9-1-1 record. A. E. Staley gives George Halas the club with \$5,000 to keep the Staley name for the season. Halas makes Dutch Sternaman his partner.

1/28/22—Franchise renamed Chicago Bears.

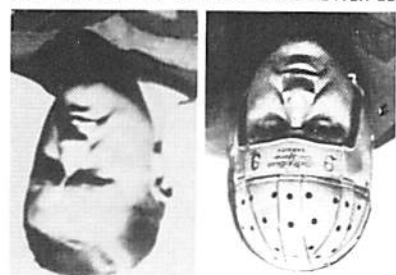
1922—Bears have League's first "fight song" when "Pride of Old Chicago" is composed. It's Club's official song until 1941.

11/27/22—First Chicago player deal: Bears buy tackle Ed Healey's contract from the Rock Island Independents for \$100—twice the going rate for a franchise that season.

12/7/24—Bears defeat Cleveland Bulldogs 23-0 at Wrigley Field for NFL championship that is later awarded to Cleveland at League meeting.

11/22/25—Harold Red Grange signs with Bears and pro football leaves its cradle. His agent C. C. (Cash & Carry) Pyle negotiates a \$100,000 deal with the Bears.

ED HEALEY, T, Inducted 1964. Played for Bears five seasons from 1922 to 1927. First player purchased by Bears—from Rock Island where he played two seasons. Termed "the most versatile tackle of all time" by Halas. First president (1937) of Bear alumni association. College ball at Dartmouth. Wore jersey 16.



GEORGE TRAFTON, C, Inducted 1964. Played 12 seasons with Bears from 1920 to '32 and never made a bad snap. College star at Notre Dame. First center to snap with one hand. Wore jersey 13.

1/31/26—Grange rambles for 99 yards and 2 TDs as Bears destroy Washington All-Stars in Seattle 34-0.

1/16/26—Grange gets 2 TDs as the Bears impress 75,000 in the LA Coliseum beating the LA Tigers 17-3.

1/1/26—Grange runs for 135 yards against Jim Thorpe's Tampa Cardinals and the Bears win the Bears defeat the Giants 19-7.

12/6/25—73,000 New Yorkers watch Grange ramble 30 yards with an interception for his only TD as the Bears defeat the Giants 19-7.

12/2/25—Grange scores 4 TDs as Chicago crushes St. Louis 39-6 in St. Louis.

12/5/25—35,000 pack Philadelphia's Shibe Park to see Grange score 2 TDs and the Bears top the Frankford Yellowjackets 14-7.

11/29/25—A snowstorm holds Wrigley crowd to 28,000 but Grange runs for 140 yards and Bears trip Columbus Tigers 14-13.

11/26/25—Grange's first game . . . 36,000 see Bears and Cardinals go 0-0 in Wrigley Field with Grange held to 36 yards.

HAROLD (RED) GRANGE, HB, inducted 1963. Played seven seasons with Bears: 1925, then 1929-34. Spent 1926-28 with own NY team. Showcasing the Galloping Ghost, Bears played 16 games from 11/26/25 to 1/31/26 from coast to coast posting 11-4-1 record. Made first all-Pro team 1931. His jersey number 77 is retired.



JOHN (PADDY) DRISCOLL, HB, inducted 1965. Played five seasons for Bears 1926-31. Was Chicago Cardinal from 1919-25 after Northwestern days. Triple-threat performer with punting, drop-kicking to go with running. Coached Bears in '56 and '57. Jersey numbers 1 & 20.

3/1/26—Bears open Loop offices at 111 W. Washington.

1927—Playing for NY Yankees against Bears. Grange catches cleats in mud and claims "I was just another halfback after that."

1928—Grange resigns with Bears and plays until 1934.

9/12/28—Bears begin daily practicing at Wrigley Field.

1930—After a 4-8-2 1929 season, George Halas replaces himself as head coach with Ralph Jones. Jones posts a 24-10-7 record during his three seasons.

1930—Bears fined \$1,000 by Commissioner Joe Carr for premature signing of Notre Dame RB Joe Savoldi. Savoldi plays just four games losing job to Bronko Nagurski.

1930—Bears and Cardinals play football's first indoor game on an 80-yard field at Chicago Stadium. It's an exhibition for unemployment relief.

11/16/31—New Yorkers (including Gov. Alfred E. Smith and Mayor Jimmy Walker) in field boxes at \$100 a seat watch Bears top Giants in Polo Grounds 12-6.

12/18/32—Bronko Nagurski hits Red Grange with a two-yard TD pass and the Bears top the Portsmouth

Spartans 9-0 for the NFL championship. The game was played before 11,198 indoors at Chicago Stadium on an 80-yard field.

1932—Franchise loses \$18,000 prompting Dutch Sternaman to unload his half of the Bears to George Halas.

1933—George Halas returns as head coach and takes club out of town for training camp for the first time. University of Notre Dame is the host.

11/5/33—Boston Redskins delight home fans by whitewashing Bears 10-0 ending Chicagoan's 30-game unbeaten string.

12/17/33—Bears use Rookie Jack Manders' accurate kicking for 11 points and defeat the Giants 23-11 in the NFL's first championship game. Some 26,000 Chicagoans watched in Wrigley Field as the Bears notched the winning TD—a Bronko Nagurski pass to Bill Hewitt who lateraled to Bill Karr, covering 36 yards.

1934—Halas University, the Bears alumni association, begins. Annually, Bear veterans return during season for Homecoming Weekend.

1934—Bears hold training camp at Lane Tech High in the City.

8/31/34—A classic is born as 79,432 watch the NFL champion Bears held to a scoreless tie by the

ROY (LINK) LYMAN, T, inducted 1964. Played seven seasons for Bears between 1926 and '34. Started pro career with Canton in 1922; college star at Nebraska. Played defense with stunting style setting trend for modern play. Wore five jersey numbers during career: 2, 11, 12, 14, 77.



BRONKO NAGURSKI, FB-T, inducted 1963. Played nine seasons with Bears from 1930 to '37 and 1943 (after retiring). All-Pro three times. Most punishing runner of all time. Minnesota all-America. Sixth on all-time Chicago rushing Chicago rushing list. His jersey number 3 is retired. Also wore number 16.

BILL HEWITT, E, inducted 1971. Played five seasons with Bears from 1932 to 1936 then four more seasons with Eagles. All-League in '33 and '34. Helmetless player who starred at Michigan. His number 56 is retired.



JOE STYDAHAR, T, inducted 1967. Played nine seasons with Bears from 1936 to 1946 with time out for WWII. First player ever drafted by Bears. Played at West Virginia. All-Pro four times. Played on three NFL championship teams. Wore jersey 13.

first College All-Star team in a game sponsored by Chicago Tribune Charities in Soldier Field.

12/2/34—Rookie Beattie Feathers becomes first pro back to rush for 1,000 yards with 1,004 to lead NFL.

12/9/34—Undefeated Bears slip before Giants in NFL title tilt at Polo Grounds 30-13 before 35,059. With Chicago leading 10-3 at the half, NY dons basketball sneakers and scores 27 points.

1935—Training camp is conducted at St. John's Military Academy in Delafield, Wis.

1936—Joe Stydahar, tackle, West Virginia, is the first Bear draft pick. Bears also obtain rights to NFL's first draft pick Jay Berwanger but the Chicago star elects to pass up football.

12/12/37—Bears win Western Division title but lose NFL Championship 28-21 to Redskins at Wrigley Field. Nemesis Sammy Baugh hits 18 of 33 for 335 yards and 3 TDs. Jack Manders scores 15 of the Chicago points. A Chicago player's share is \$127.78.

2/2/40—Detroit fined \$5,000 for tampering with Bear draft pick Clyde Bulldog Turner.

12/8/40—Ten Bears tally TDs as Chicago rips Washington 73-0 for the NFL title before 36,034 in D.C. The rout signals the beginning of pro football's modern era with the formal unveiling of the T-formation. The Bears got \$873 per man. Chicago's defense intercepts eight Redskin passes permits but 22 yards rushing.

1941—Bears get new fight song—"Bear Down Chicago Bears" is published.

12/14/41—Bears and Packers agree their playoff game should be played to a "sudden-death" finish in event of tie. NFL adopts "sudden-death" plan 1/24/47.

12/21/41—Shocked by Pearl Harbor only 13,341 watch the Bears rout the Giants 37-9 for the NFL crown in Wrigley Field behind FB Norm Standlee's two short TD runs and frosting TDs by George McAfee and Ken Kavanaugh.

12/13/42—George Halas departs for the US Navy prior to the NFL title game which Chicago loses 14-6 in Washington. Bears score on Lee Artoe's 50-yard fumble return.

1943—Hunk Anderson and Luke Johnsos co-coach the wartime Bears for the next three seasons compiling a 15-11-2 record.

11/14/43—Sid Luckman becomes the first pro to pass for over 400 yards in a game. He hits the Giants with 433 and seven TDs.

12/26/43—The Bears blast Washington 41-21 in Wrigley Field for the NFL title before 34,320 fans. Sid Luckman throws five TD passes (2 each to Harry Clark and Dante Magnani). Bronko Nagurski scores his last Bear TD, a 3-yard smash.

DANNY FORTMANN, G, inducted 1965. Played eight seasons with Bears from 1936 to '43 after college ball at Colgate. Received M.D. from U. of Chicago 1940. Punishing blocker despite 6-0, 210-pounds, and helmetless style. All-Pro five times. Jersey number 21.



SID LUCKMAN, QB, inducted 1965. Played 12 seasons with Bears from 1939 to '50. Tailback at Columbia. All-Pro six times. Directed Bears to four NFL championships. Still leads NFL in percentage throws for TDs with 7.9%, 137 TDs. His number 42 is retired.

CLYDE (BULLDOG) TURNER, C-LB, inducted 1966. Played 12 seasons with Bears from 1940 to '52 with all-pro honors six times as center. Made 17 interceptions as LB. Played in first two Pro Bowls ('51 & '52). All-America at Hardin-Simmons. His jersey number 66 is retired.



GEORGE McAFEE, HB, inducted 1966. Played eight seasons with Bears from 1940 to 1950 with time out for WWII. All-Pro in 1941. Held NFL punt return record until a few years ago with 12.78 yards a try. All-America at Duke. His jersey number 5 is retired.

8/8/44—Bears open training camp at St. Joseph's College, Rensselaer, Ind. The association lasts until 1975.

11/22/45—George Halas returns to Bears from WWII and his tour of duty with the Navy. The 1-7 Bears respond winning their last two games for a 3-7 record.

12/15/46—With George Halas around for the full season, the Bears whip the Giants 24-14 before a record NFL title crowd of 58,346 in the Polo Grounds. After opening with a 21-yard TD pass to Ken Kavanaugh, Sid Luckman gets the winning score on a 19-yard bootleg.

1948—Bears make the first trade for a draft choice then select QB Bobby Layne.

12/11/49—Johnny Lujack sets NFL passing record with 468 yards against the Cardinals.

12/17/50—Bears and Rams tie for Western Division title with 9-3 marks but Rams trip Bears in LA 24-14 breaking tie.

1956—Paddy Driscoll starts his two-year tour as head coach after George Halas retires for a third time. Driscoll's two teams own a 14-10-1 record.

12/30/56—Giants, with their sneakers again, trounce Chicago 47-7 before 56,836 in Yankee Stadium for NFL title.

11/2/58—Bears and Rams establish NFL attendance record drawing 90,833 paid in the L.A. Coliseum. Rams win 41-35.

10/22/61—Bears destroy the scorching 49er shotgun formation 31-0 with Bill George playing middle guard and the defensive line stunting. A Wrigley crowd of 49,070 watch Chicagoans yield just 6 first downs and 132 yards total offense.

12/29/63—Bears intercept five YA Title passes and capture NFL title from Giants 14-10 in Wrigley Field before 45,801 and closed circuit TV. Champs share \$5,899 per man. QB Billy Wade gets both TDs on 2-and 1-yard runs.

1964—Flanker Johnny Morris catches NFL record 93 passes.

1965—Bears set standard for perfect draft selecting LB Dick Butkus and RB Gale Sayers on first round.

11/25/65—Gale Sayers scores 6 TDs against 49ers.

12/12/65—Rookie Sayers bursts into pro football with a NFL record 22 TDs.

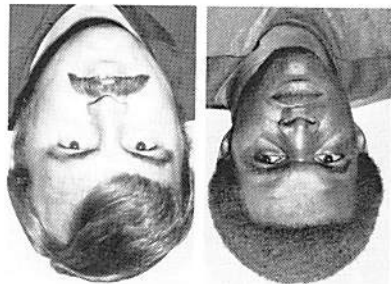
1966—Gale Sayers sets NFL combined yards record with 2,440.

GEORGE CONNOR, T-LB, inducted 1975. Played for Bears eight seasons from 1948-55 after college ball at Holy Cross and Notre Dame. At 6-3, 240, Connor was the first of the big, mobile outside backers. All-Pro five times but in 1951-2-3 on both offense and defense. Played in four Pro Bowls. Jersey numbers 71 & 81.



BILL GEORGE, LB, inducted 1974. Played 14 seasons with Bears from 1952 to '66 and finished career with Rams. All-Pro eight times. First great NFL middle linebacker. "Created" the position switching from middle-guard in '54. Played in eight Pro Bowls. His jersey number 61 is retired.

GALE SAYERS, RB, inducted 1977. Played for Bears seven seasons from 1965 to '71. Unanimous all-NFL five times, NFL Rookie of the Year 1965. Selected for Pro Bowl five times, played in four, most valuable offensive player in 1965. Selected as all-time All-Pro. Set 23 Bear records and seven NFL records. Wore jersey number 40.



DICK BUTKUS, MLB, inducted 1979. Played for Bears nine seasons from 1965-73 after college ball at Illinois. Blessed with great speed and a tremendous competitive desire at 6-3, 245 pounds. Butkus was all-NFL eight times and played in eight Pro Bowls. Jersey number 51.

5/27/68—The all-time winningest coach in football history, George Halas retires from coaching after 40 seasons with 326 wins, 150 defeats, 30 ties. **5/28/68**—Jim Dooley named head coach of the Bears. During his four seasons, the Club posts a 20-36-0 record. **11/3/68**—Gale Sayers becomes first Bear to rush for 200 yards dashing through Packers for 205 on 24 carries. **1969**—Low mark in Bear history with a 1-13 record.

3/19/70—George Halas elected president of the National Football Conference as NFL-AFL merge. **6/16/70**—Bear running back Brian Piccolo dies of cancer. Club establishes Piccolo Fund raising \$280,000 since for cancer fight. **12/13/70**—Bears say goodbye to Wrigley Field touting Green Bay 35-17. They will make Soldier Field their home in 1971. **1/27/74**—Abe Gibron replaces Jim Dooley as head coach.

9/12/74—Jim Finks is named executive vice president, general manager, and chief operating officer after a distinguished career with the Vikings.

12/17/74—After three seasons and a League record of 11-30-1, Abe Gibron departs as head coach. **12/31/74**—Former NFL star linebacker Jack Pardee is named Bear head coach—the first non-Bear to hold the job in the history of the Club. **3/1/75**—Bears open coaching, training facility at Ferry Hall in Lake Forest. **7/12/75**—Bears open training camp at Lake Forest College after 31 seasons of training in Rensselaer, Ind. **12/21/75**—Rookie Virgil Livers sets NFL record by returning 42 punts on the season without a fair catch. **12/12/76**—Jack Pardee becomes second Bear coach named NFL coach of the year after team finishes 7-7 for its best record since '68. **11/20/77**—On route to leading the NFL in rushing with a Bear record 1,852 yards, Walter Payton dashes through Vikings in SF for a NFL record 275 yards. **12/18/77**—A 28-yard FG by Bob Thomas with nine seconds left in overtime gives Bears a six-game win streak, their first playoff spot in 14 years with 9-5 record, and a 12-9 win over the Giants. **12/26/77**—Bears finish season with 37-7 playoff loss at Dallas but set 28 team records and play before a home record 401,513 fans for seven SF dates. **1/19/78**—With a three-year record of 20-22, Jack Pardee resigns to seek Redskins coaching job. **2/16/78**—Neill Armstrong, defensive head coach of the Minnesota Vikings, becomes head coach. **6/25/78**—1000-Yard Foundation votes Bear offensive line '1977 Blocker of the Year' Award. **7/29/78**—Prep Night II benefit for Chicago Public League sports fund is held. Over two intrasquad games, Club raises \$80,000 for prep sports. **9/3/79**—Bears occupy \$1.6 million new headquarters named Halas Hall on Lake Forest College campus. **9/16/79**—Payton runs for 134 yards in Texas Stadium raising his career total to 5,757 surpassing Rick Casares as the Club's all-time rushing leader. **12/16/79**—Massive heart attack claims George (Mugs) Halas at 54. Bears go on to route St. Louis (42-6 while Dallas tips Washington 35-34. The combination sends 10-6 Bears to NFC playoffs. QB Mike Phipps finished season with 9-1 record. **12/23/79**—After leading 17-10 at half, Bears drop 27-17 wildcard game at Philadelphia.

ALL-TIME SEASON SCORES

1920 .909			1922 .750			1924 .857			
Won 10 Lost 1 Tied 2			Won 9 Lost 3			Won 6 Lost 1 Tied 4			
George Hales.			George S. Hales.			George S. Hales.			
Ed Sternaman — Coaches			Ed Sternaman — Coaches			Ed Sternaman — Coaches			
Moline	20	0	Babe Legum	6	0	G.B. Packers	(GB)	0	5
Kewanee	21	0	Rock Island	10	6	Rock Island	(RK)	0	0
Rock Island	7	0	Hawchester	7	0	Rainie Legion	(W)	10	10
Chicago Tigers	10	0	Buffalo All-Americans	7	0	Chicago Cardinals	(W)	6	0
Rockford	29	0	Canton Bulldogs	6	7	Frankford Yellowjackets	(W)	33	1
Champaign	20	0	Detroit Triangles	9	0	Rock Island	(W)	3	3
Hammond	28	7	Chicago Cardinals	33	6	Columbus Tigers	(W)	12	6
Rock Island	0	0	Rock Island	3	0	Rainie Legion	(W)	3	3
Minneapolis Marines	3	0	Akron Indians	20	10	G.B. Packers	(W)	4	0
Chicago Tigers	6	0	Chicago Cardinals	(CM)	0	Chicago Cardinals	(CM)	21	0
Cardinals	(W)	6	Toledo	22	0	Milwaukee Badgers	(W)	31	4
Cardinals	(W)	10	Chicago Cardinals	(CM)	0			122	14
Akron	0	0							
	166	14							
						1925 .643			
						Won 9 Lost 5 Tied 3			
						</			

CITIES CODE

A	Atlanta, Ga.	HE	Hershey, Pa.	PH	Philadelphia, Pa.
AK	Akron, O.	JA	Jacksonville, Fla.	PI	Pittsburgh, Pa.
B	Birmingham, Ala.	KC	Kansas City, Mo.	PO	Portsmouth, O.
BF	Buffalo, N.Y.	LA	Los Angeles, Ca.	R	Raleigh, N.C.
BL	Baltimore, Md.	M	Minnesota	RI	Richmond, Va.
BO	Boston, Mass.	ME	Memphis, Tenn.	RK	Rock Island, Ill.
BR	Brooklyn, N.Y.	MI	Miami, Fla.	S	Soldier Field
C	Canton, O.	MP	Mills Park, Chicago	SB	South Bend, Ind.
CH	Charleston, W.Va.	ML	Milwaukee, Wis.	SD	San Diego, Ca.
CI	Cincinnati, O.	MN	Moline, Ill.	SE	Seattle, Wa.
CL	Cleveland, O.	MO	Montreal, Canada	SF	San Francisco, Ca.
CM	Comiskey Park	NA	Nashville, Tenn.	SL	St. Louis, Mo.
CN	Champaign, N.	NE	New England	SP	Spokane, Wa.
CR	Cedar Rapids, Ia.	NF	Norfolk, Va.	T	Tulsa, Okla.
D	Detroit, Mich.	NJ	East Rutherford, N.J.	TB	Tampa Bay, Fl.
DA	Dallas, Tex.	NO	New Orleans, La.	TO	Toronto, Canada
DN	Denver, Colo.	NP	Normal Park, Chicago	W	Wrigley Field
DS	Dyche Stadium	NY	New York, N.Y.	WA	Washington, D.C.
GB	Green Bay, Wis.	O	Oakland, Ca.		
H	Houston, Tex.	P	Pontiac, Mich.		

BEARS : 123

George S. Hales — Coach 1926 .923 Won 12 Lost 1 Tied 3 1930 .692 Won 9 Lost 4 Tied 1 1934 SEASON 1934 .600 Won 13 Lost 0 Beats Opp										George S. Hales — Coach 1927 .750 Won 9 Lost 3 Tied 2 1931 .615 Won 8 Lost 5 1935 SEASON 1935 .600 Won 6 Lost 4 Tied 2 Beats Opp										George S. Hales — Coach 1928 .696 Won 7 Lost 5 Tied 1 1932 .675 Won 7 Lost 1 Tied 6 1936 SEASON 1936 .750 Won 9 Lost 3 Beats Opp										George S. Hales — Coach 1929 .308 Won 4 Lost 9 Tied 2 1933 SEASON 1933 .833 Won 10 Lost 2 Tied 1 1937 SEASON 1937 .900 Won 9 Lost 1 Tied 1 Beats Opp										George S. Hales — Coach 1927 .227 Won 3 Lost 10 Tied 3 1931 .415 Won 5 Lost 6 Tied 3 1935 SEASON 1935 .415 Won 5 Lost 6 Tied 3 Beats Opp										George S. Hales — Coach 1928 .227 Won 3 Lost 10 Tied 3 1932 .415 Won 5 Lost 6 Tied 3 1936 SEASON 1936 .415 Won 5 Lost 6 Tied 3 Beats Opp										George S. Hales — Coach 1929 .227 Won 3 Lost 10 Tied 3 1933 SEASON 1933 .415 Won 5 Lost 6 Tied 3 1937 SEASON 1937 .415 Won 5 Lost 6 Tied 3 Beats Opp										George S. Hales — Coach 1927 .227 Won 3 Lost 10 Tied 3 1931 .415 Won 5 Lost 6 Tied 3 1935 SEASON 1935 .415 Won 5 Lost 6 Tied 3 Beats Opp										George S. Hales — Coach 1928 .227 Won 3 Lost 10 Tied 3 1932 .415 Won 5 Lost 6 Tied 3 1936 SEASON 1936 .415 Won 5 Lost 6 Tied 3 Beats Opp										George S. Hales — Coach 1929 .227 Won 3 Lost 10 Tied 3 1933 SEASON 1933 .415 Won 5 Lost 6 Tied 3 1937 SEASON 1937 .415 Won 5 Lost 6 Tied 3 Beats Opp									
---	--	--	--	--	--	--	--	--	--	---	--	--	--	--	--	--	--	--	--	---	--	--	--	--	--	--	--	--	--	---	--	--	--	--	--	--	--	--	--	---	--	--	--	--	--	--	--	--	--	---	--	--	--	--	--	--	--	--	--	---	--	--	--	--	--	--	--	--	--	---	--	--	--	--	--	--	--	--	--	---	--	--	--	--	--	--	--	--	--	---	--	--	--	--	--	--	--	--	--

1938 SEASON .545

Won 6 Lost 5

George S. Halas — Coach	Bears	Opp
S 11 Chicago Cardinals (CHI)	16	13
S 19 Green Bay Packers (GB)	2	2
O 2 Philadelphia Eagles (PHI)	24	6
O 9 Cleveland Rams (CL)	4	4
O 16 Chicago Cardinals (CHI)	34	28
O 23 Cleveland Rams (CL)	21	21
O 30 Detroit Lions (DL)	7	13
N 6 Green Bay Packers (GB)	17	24
N 13 Washington Redskins (WA)	31	7
N 20 Brooklyn Dodgers (BR)	24	6
N 24 Detroit Lions (DL)	14	14

1942 SEASON 1.000

Won 11 Lost 0

George S. Halas — Coach	Bears	Opp
S 27 Green Bay Packers (GB)	44	26
O 4 Cleveland Rams (CL)	21	7
O 11 Chicago Cardinals (CHI)	41	14
O 18 New York Giants (NY)	26	7
O 25 Philadelphia Eagles (PHI)	45	11
N 1 Detroit Lions (DL)	16	0
N 8 Brooklyn Dodgers (BR)	35	0
N 15 Green Bay Packers (GB)	46	7
N 22 Detroit Lions (DL)	42	0
N 29 Cleveland Rams (CL)	47	0
O 6 Chicago Cardinals (CHI)	27	14

NFL CHAMPIONSHIP

O 13 Washington Redskins (WA)	4	11
-------------------------------	---	----

1946 SEASON .800

Won 8 Lost 2 Tied 1

George S. Halas — Coach	Bears	Opp
S 29 Green Bay Packers (GB)	30	7
O 6 Chicago Cardinals (CHI)	34	17
O 13 Los Angeles Rams (LA)	25	28
O 20 Philadelphia Eagles (PHI)	21	14
O 27 New York Giants (NY)	0	14
N 3 Green Bay Packers (GB)	40	7
N 10 Los Angeles Rams (LA)	27	21
N 17 Washington Redskins (WA)	24	20
N 24 Detroit Lions (DL)	42	6
O 1 Chicago Cardinals (CHI)	28	35
O 4 Detroit Lions (DL)	45	24
	289	193

NFL CHAMPIONSHIP

O 16 New York Giants (NY)	24	14
---------------------------	----	----

1939 SEASON .727

Won 8 Lost 3

George S. Halas — Coach	Bears	Opp
S 10 Cleveland Rams (CL)	30	21
S 24 Green Bay Packers (GB)	16	21
O 2 Pittsburgh Steelers (PI)	32	15
O 9 Cleveland Rams (CL)	35	4
O 16 Chicago Cardinals (CHI)	4	4
O 23 New York Giants (NY)	13	4
O 29 Detroit Lions (DL)	2	4
N 6 Green Bay Packers (GB)	40	21
N 12 Detroit Lions (DL)	23	4
N 19 Philadelphia Eagles (PHI)	21	14
N 26 Chicago Cardinals (CHI)	24	14

1943 SEASON .889

Won 8 Lost 1 Tied 1

Harley Hunk Anderson Luke Johnson — Coaches	Bears	Opp
S 24 Green Bay Packers (GB)	24	21
O 7 Detroit Lions (DL)	0	21
O 10 Chicago Cardinals (CHI)	20	10
O 17 Philadelphia Eagles (PHI)	44	21
O 24 Brooklyn Dodgers (BR)	14	21
N 1 Detroit Lions (DL)	4	14
N 7 Green Bay Packers (GB)	21	14
N 14 New York Giants (NY)	16	7
N 21 Washington Redskins (WA)	7	21
N 28 Chicago Cardinals (CHI)	40	24

NFL CHAMPIONSHIP

O 16 Washington Redskins (WA)	21	21
-------------------------------	----	----

1947 SEASON .667

Won 8 Lost 4

George S. Halas — Coach	Bears	Opp
S 29 Green Bay Packers (GB)	24	17
O 6 Philadelphia Eagles (PHI)	40	7
O 13 Detroit Lions (DL)	31	24
O 20 Washington Redskins (WA)	56	21
N 3 Brooklyn Dodgers (BR)	21	24
N 10 Green Bay Packers (GB)	21	21
N 17 Los Angeles Rams (LA)	41	21
N 24 Pittsburgh Steelers (PI)	44	17
O 1 Chicago Cardinals (CHI)	14	14
O 4 Los Angeles Rams (LA)	21	14
O 11 Chicago Cardinals (CHI)	4	14
	363	217

1940 SEASON .727

Won 8 Lost 3

George S. Halas — Coach	Bears	Opp
S 22 Green Bay Packers (GB)	41	10
S 29 Chicago Cardinals (CHI)	27	21
O 6 Cleveland Rams (CL)	21	14
O 13 Detroit Lions (DL)	7	0
O 20 Brooklyn Dodgers (BR)	16	7
O 27 New York Giants (NY)	37	21
N 3 Green Bay Packers (GB)	14	7
N 10 Detroit Lions (DL)	14	17
N 17 Washington Redskins (WA)	14	7
N 24 Cleveland Rams (CL)	17	26
N 31 Chicago Cardinals (CHI)	14	24

NFL CHAMPIONSHIP

N 8 Washington Redskins (WA)	21	0
------------------------------	----	---

1944 SEASON .667

Won 6 Lost 3 Tied 1

Harley Hunk Anderson Luke Johnson — Coaches	Bears	Opp
S 24 Green Bay Packers (GB)	24	42
O 4 Cleveland Rams (CL)	7	19
O 11 Cleveland Rams (CL)	34	7
O 18 Detroit Lions (DL)	21	21
O 25 Cleveland Rams (CL)	24	21
N 3 Green Bay Packers (GB)	21	0
N 12 Boston Yanks (BY)	21	7
N 19 Detroit Lions (DL)	21	41
N 26 Philadelphia Eagles (PHI)	24	7
O 3 Cardinal Pittsburgh (CP)	14	7
	258	172

1948 SEASON .833

Won 10 Lost 2

George S. Halas — Coach	Bears	Opp
S 29 Green Bay Packers (GB)	45	7
O 6 Chicago Cardinals (CHI)	26	17
O 13 Los Angeles Rams (LA)	42	21
O 20 Detroit Lions (DL)	26	0
O 27 Philadelphia Eagles (PHI)	7	12
N 3 New York Giants (NY)	30	14
N 10 Los Angeles Rams (LA)	21	6
N 17 Green Bay Packers (GB)	7	6
N 24 Boston Yanks (BY)	51	17
N 31 Washington Redskins (WA)	44	14
O 1 Detroit Lions (DL)	10	14
O 12 Chicago Cardinals (CHI)	21	24
	375	151

1941 SEASON .909

Won 10 Lost 1

George S. Halas — Coach	Bears	Opp
S 24 Green Bay Packers (GB)	25	14
O 5 Cleveland Rams (CL)	44	21
O 12 Chicago Cardinals (CHI)	4	1
O 19 Detroit Lions (DL)	4	0
O 26 Pittsburgh Steelers (PI)	34	7
N 2 Green Bay Packers (GB)	14	14
N 9 Cleveland Rams (CL)	14	1
N 16 Washington Redskins (WA)	35	21
N 23 Detroit Lions (DL)	24	17
N 30 Philadelphia Eagles (PHI)	44	14
O 7 Chicago Cardinals (CHI)	34	21

CONFERENCE PLAYOFF

O 4 Green Bay Packers (GB)	44	14
----------------------------	----	----

NFL CHAMPIONSHIP

O 21 New York Giants (NY)	14	4
---------------------------	----	---

1945 SEASON .300

Won 3 Lost 7

Harley Hunk Anderson Luke Johnson — Coaches	Bears	Opp
S 30 Green Bay Packers (GB)	24	31
O 5 Cleveland Rams (CL)	14	19
O 12 Chicago Cardinals (CHI)	4	19
O 19 Detroit Lions (DL)	4	10
O 26 Detroit Lions (DL)	10	16
N 3 Green Bay Packers (GB)	24	24
N 10 Detroit Lions (DL)	24	10
N 17 Washington Redskins (WA)	21	24
N 24 Pittsburgh Steelers (PI)	24	17
O 21 Chicago Cardinals (CHI)	21	21
	144	240

1949 SEASON .750

Won 9 Lost 3

George S. Halas — Coach	Bears	Opp
S 29 Green Bay Packers (GB)	34	14
O 6 Chicago Cardinals (CHI)	14	14
O 13 Los Angeles Rams (LA)	36	21
O 20 Philadelphia Eagles (PHI)	24	14
O 27 New York Giants (NY)	14	24
N 3 Green Bay Packers (GB)	44	14
N 10 Detroit Lions (DL)	21	14
N 17 Washington Redskins (WA)	21	21
N 24 Detroit Lions (DL)	0	21
O 4 Pittsburgh Steelers (PI)	31	14
O 11 Chicago Cardinals (CHI)	31	21
	331	274

1962 SEASON .643

Won 9 Lost 5

George S. Matus — Coach	Bears	Opp
5-16 San Francisco Giants	(58)	14
5-23 Los Angeles Rams	(64)	27
5-30 Green Bay Packers	(68)	0
6-6 Minnesota Vikings	(66)	21
6-13 San Francisco Giants	(66)	21
6-20 Baltimore Colts	(66)	31
6-27 Green Bay Packers	(66)	31
7-4 Green Bay Packers	(66)	31
7-11 Minnesota Vikings	(66)	31
7-18 Green Bay Packers	(66)	31
7-25 New York Giants	(66)	31
8-1 New York Giants	(66)	31
8-8 Los Angeles Rams	(66)	31
8-15 Detroit Lions	(66)	31

1963 SEASON .917

Won 11 Lost 1

George S. Matus — Coach	Bears	Opp
5-16 Green Bay Packers	(68)	27
5-23 Minnesota Vikings	(68)	27
5-29 Detroit Lions	(68)	27
6-6 Baltimore Colts	(68)	27
6-13 Los Angeles Rams	(68)	27
6-20 San Francisco Giants	(68)	27
6-27 Philadelphia Eagles	(68)	27
7-4 Baltimore Colts	(68)	27
7-11 Los Angeles Rams	(68)	27
7-18 Philadelphia Eagles	(68)	27
7-25 Green Bay Packers	(68)	27
8-1 Philadelphia Eagles	(68)	27
8-8 San Francisco Giants	(68)	27
8-15 Detroit Lions	(68)	27

NFL CHAMPIONSHIP

0-14 New York Giants	(68)	11
----------------------	------	----

1964 SEASON .357

Won 5 Lost 9

George S. Matus — Coach	Bears	Opp
5-16 Green Bay Packers	(68)	27
5-23 Minnesota Vikings	(68)	27
5-29 Detroit Lions	(68)	27
6-6 Baltimore Colts	(68)	27
6-13 Los Angeles Rams	(68)	27
6-20 San Francisco Giants	(68)	27
6-27 Philadelphia Eagles	(68)	27
7-4 Baltimore Colts	(68)	27
7-11 Los Angeles Rams	(68)	27
7-18 Philadelphia Eagles	(68)	27
7-25 Green Bay Packers	(68)	27
8-1 Philadelphia Eagles	(68)	27
8-8 San Francisco Giants	(68)	27
8-15 Detroit Lions	(68)	27

1966 SEASON .417

Won 5 Lost 7

George S. Matus — Coach	Bears	Opp
5-16 Green Bay Packers	(68)	27
5-23 Minnesota Vikings	(68)	27
5-29 Detroit Lions	(68)	27
6-6 Baltimore Colts	(68)	27
6-13 Los Angeles Rams	(68)	27
6-20 San Francisco Giants	(68)	27
6-27 Philadelphia Eagles	(68)	27
7-4 Baltimore Colts	(68)	27
7-11 Los Angeles Rams	(68)	27
7-18 Philadelphia Eagles	(68)	27
7-25 Green Bay Packers	(68)	27
8-1 Philadelphia Eagles	(68)	27
8-8 San Francisco Giants	(68)	27
8-15 Detroit Lions	(68)	27

1970 SEASON .428

Won 6 Lost 8

Jim Dooley — Coach	Bears	Opp
5-16 San Francisco Giants	(68)	27
5-23 Minnesota Vikings	(68)	27
5-29 Detroit Lions	(68)	27
6-6 Baltimore Colts	(68)	27
6-13 Los Angeles Rams	(68)	27
6-20 San Francisco Giants	(68)	27
6-27 Philadelphia Eagles	(68)	27
7-4 Baltimore Colts	(68)	27
7-11 Los Angeles Rams	(68)	27
7-18 Philadelphia Eagles	(68)	27
7-25 Green Bay Packers	(68)	27
8-1 Philadelphia Eagles	(68)	27
8-8 San Francisco Giants	(68)	27
8-15 Detroit Lions	(68)	27

1971 SEASON .428

Won 6 Lost 8

Jim Dooley — Coach	Bears	Opp
5-16 Pittsburgh Steelers	(68)	27
5-23 Minnesota Vikings	(68)	27
5-29 Los Angeles Rams	(68)	27
6-6 New Orleans Saints	(68)	27
6-13 San Francisco Giants	(68)	27
6-20 Detroit Lions	(68)	27
6-27 Dallas Cowboys	(68)	27
7-4 Green Bay Packers	(68)	27
7-11 Washington Redskins	(68)	27
7-18 Detroit Lions	(68)	27
7-25 Miami Dolphins	(68)	27
8-1 Dallas Cowboys	(68)	27
8-8 Green Bay Packers	(68)	27
8-15 Minnesota Vikings	(68)	27

1972 SEASON .307

Won 4 Lost 9

Alie Cohen — Coach	Bears	Opp
5-16 Pittsburgh Steelers	(68)	27
5-23 Minnesota Vikings	(68)	27
5-29 Los Angeles Rams	(68)	27
6-6 New Orleans Saints	(68)	27
6-13 San Francisco Giants	(68)	27
6-20 Detroit Lions	(68)	27
6-27 Dallas Cowboys	(68)	27
7-4 Green Bay Packers	(68)	27
7-11 Washington Redskins	(68)	27
7-18 Detroit Lions	(68)	27
7-25 Miami Dolphins	(68)	27
8-1 Dallas Cowboys	(68)	27
8-8 Green Bay Packers	(68)	27
8-15 Minnesota Vikings	(68)	27

1965 SEASON .643

Won 9 Lost 5

George S. Matus — Coach	Bears	Opp
5-16 San Francisco Giants	(68)	27
5-23 Los Angeles Rams	(68)	27
5-30 Green Bay Packers	(68)	27
6-6 Minnesota Vikings	(68)	27
6-13 San Francisco Giants	(68)	27
6-20 Baltimore Colts	(68)	27
6-27 Green Bay Packers	(68)	27
7-4 Green Bay Packers	(68)	27
7-11 Minnesota Vikings	(68)	27
7-18 Green Bay Packers	(68)	27
7-25 New York Giants	(68)	27
8-1 New York Giants	(68)	27
8-8 Los Angeles Rams	(68)	27
8-15 Detroit Lions	(68)	27

1966 SEASON .071

Won 1 Lost 13

Jim Dooley — Coach	Bears	Opp
5-16 Green Bay Packers	(68)	27
5-23 Los Angeles Rams	(68)	27
5-30 New York Giants	(68)	27
6-6 Minnesota Vikings	(68)	27
6-13 Green Bay Packers	(68)	27
6-20 Green Bay Packers	(68)	27
6-27 Green Bay Packers	(68)	27
7-4 Green Bay Packers	(68)	27
7-11 Green Bay Packers	(68)	27
7-18 Green Bay Packers	(68)	27
7-25 Green Bay Packers	(68)	27
8-1 Green Bay Packers	(68)	27
8-8 Green Bay Packers	(68)	27
8-15 Green Bay Packers	(68)	27

1973 SEASON .214

Won 3 Lost 11

Alie Cohen — Head Coach	Bears	Opp
5-16 Dallas Cowboys	(68)	27
5-23 Minnesota Vikings	(68)	27
5-29 New Orleans Saints	(68)	27
6-6 New Orleans Saints	(68)	27
6-13 New England Patriots	(68)	27
6-20 New England Patriots	(68)	27
6-27 New England Patriots	(68)	27
7-4 New England Patriots	(68)	27
7-11 New England Patriots	(68)	27
7-18 New England Patriots	(68)	27
7-25 New England Patriots	(68)	27
8-1 New England Patriots	(68)	27
8-8 New England Patriots	(68)	27
8-15 New England Patriots	(68)	27

1974 SEASON .286

Won 4 Lost 10

Abe Gibson — Coach	Beats	Opp.
S 15 Detroit Lions (S)	17	9
S 22 New York Jets (S)	21	23
S 29 Minnesota Vikings (M)	7	11
O 6 New Orleans Saints (S)	24	10
O 13 Atlanta Falcons (A)	10	14
O 21 Green Bay Packers (A)	10	16
O 27 Buffalo Bills (B)	4	14
N 3 Minnesota Vikings (S)	11	17
N 10 Green Bay Packers (M)	4	12
N 17 San Francisco 49ers (S)	0	12
N 24 Detroit Lions (S)	17	14
O 1 New York Jets (S)	21	23
O 8 San Diego Chargers (S)	21	24
O 15 Washington Redskins (A)	10	14

1976 SEASON .500

Won 7 Lost 7

Jack Pardee — Coach	Beats	Opp.
S 12 Detroit Lions (S)	10	3
S 14 San Francisco 49ers (S)	14	12
S 26 Atlanta Falcons (S)	0	10
O 7 Washington Redskins (S)	33	7
O 13 Minnesota Vikings (M)	19	20
O 20 Los Angeles Rams (A)	12	20
O 27 Dallas Cowboys (A)	21	31
N 11 Minnesota Vikings (S)	14	13
N 18 Oakland Raiders (S)	27	26
N 24 Green Bay Packers (S)	24	13
N 31 Detroit Lions (A)	10	14
S 7 San Diego Chargers (A)	14	12
S 14 Seattle Seahawks (S)	14	12
S 21 Denver Broncos (S)	15	14
S 28 Washington Redskins (A)	24	24

1978 SEASON .438

Won 7 Lost 9

Neill Armstrong — Coach	Beats	Opp.
S 3 St. Louis Cardinals (S)	17	10
S 10 San Francisco 49ers (S)	16	13
S 17 Detroit Lions (A)	19	0
S 25 Minnesota Vikings (M)	20	24
O 1 Oakland Raiders (S)	19	25
O 8 Green Bay Packers (GB)	14	24
O 16 Denver Broncos (DN)	7	16
O 22 Tampa Bay Buccaneers (TB)	19	33
O 29 Detroit Lions (S)	17	21
N 5 Seattle Seahawks (S)	19	11
N 12 Minnesota Vikings (M)	14	17
N 19 Atlanta Falcons (A)	14	7
N 26 Tampa Bay Buccaneers (S)	14	3
O 2 San Diego Chargers (SD)	7	40
O 10 Green Bay Packers (S)	14	10
O 16 Washington Redskins (A)	12	10
	253	274

1975 SEASON .286

Won 4 Lost 10

Jack Pardee — Coach	Beats	Opp.
S 21 Baltimore Colts (S)	17	4
S 28 Philadelphia Eagles (M)	14	14
O 4 Minnesota Vikings (M)	4	28
O 12 Detroit Lions (S)	17	27
O 19 Pittsburgh Steelers (A)	4	14
O 27 Minnesota Vikings (M)	4	14
N 2 Miami Dolphins (S)	14	14
N 9 Green Bay Packers (S)	27	14
N 16 San Francisco 49ers (S)	4	4
N 23 Los Angeles Rams (A)	10	38
N 30 Green Bay Packers (A)	7	24
D 7 Detroit Lions (S)	25	27
D 14 St. Louis Cardinals (S)	24	14
D 21 New Orleans Saints (B)	12	12
	191	174

1977 SEASON .643

Won 9 Lost 5

Jack Pardee — Coach	Beats	Opp.
S 14 Detroit Lions (S)	10	20
S 25 St. Louis Cardinals (S)	13	16
O 2 New Orleans Saints (S)	24	42
O 9 Los Angeles Rams (S)	24	23
O 16 Minnesota Vikings (M)	16	22
O 23 Atlanta Falcons (S)	10	16
O 30 Green Bay Packers (GB)	26	0
N 6 Houston Oilers (H)	0	47
N 13 Kansas City Chiefs (S)	24	27
N 20 Minnesota Vikings (A)	10	7
N 27 Detroit Lions (B)	31	14
D 4 Tampa Bay Buccaneers (TB)	10	9
D 11 Green Bay Packers (S)	21	10
D 18 New York Giants (A)	12	9
	255	253

DIVISIONAL PLAYOFFS

O 24 Dallas Cowboys (DA)	7	37
--------------------------	---	----

1979 SEASON .625

Won 10 Lost 6

Neill Armstrong — Coach	Beats	Opp.
S 2 Green Bay Packers (S)	6	3
S 9 Minnesota Vikings (S)	26	7
S 16 Dallas Cowboys (DA)	20	24
S 23 Miami Dolphins (M)	16	31
S 30 Tampa Bay Buccaneers (S)	13	17
O 7 Buffalo Bills (B)	7	0
O 14 New England Patriots (S)	7	27
O 21 Minnesota Vikings (M)	27	32
O 28 San Francisco 49ers (S)	28	27
N 4 Detroit Lions (S)	15	26
N 11 Los Angeles Rams (S)	27	23
N 18 New York Jets (S)	23	13
N 22 Detroit Lions (A)	0	20
D 2 Tampa Bay Buccaneers (TB)	14	0
D 9 Green Bay Packers (GB)	15	14
D 16 St. Louis Cardinals (S)	42	6
	326	249

DIVISIONAL PLAYOFFS

O 23 Philadelphia Eagles (PH)	17	27
-------------------------------	----	----

1969 PRE-SEASON .500

Won 3 Lost 3

Jim Dooley — Coach	Beats	Opp.
A 2 Washington Redskins (WA)	7	13
A 9 Miami Dolphins (M)	16	10
A 16 Green Bay Packers (M)	19	9
A 22 Houston Oilers (H)	17	19
S 30 Buffalo Bills (B)	23	16
S 12 St. Louis Cardinals (S)	31	37
	113	104

1970 PRE-SEASON .200

Won 1 Lost 4 Tied 1

Jim Dooley — Coach	Beats	Opp.
A 8 Houston Oilers (H)	23	13
A 15 Green Bay Packers (M)	6	8
A 24 San Diego Chargers (SD)	9	14
A 29 St. Louis Cardinals (S)	3	24
S 5 Detroit Lions (D)	17	30
S 11 Minnesota Vikings (S)	30	31
	88	118

1971 PRE-SEASON .500

Won 3 Lost 3

Jim Dooley — Coach	Beats	Opp.
A 7 Green Bay Packers (M)	2	0
A 14 Baltimore Colts (B)	13	21
A 21 Minnesota Vikings (M)	14	34
A 28 Cleveland Browns (CB)	20	19
S 4 Houston Oilers (H)	17	37
S 12 Denver Broncos (S)	13	17
	99	128

1972 PRE-SEASON .200

Won 1 Lost 4 Tied 1

Abe Gibson — Coach	Beats	Opp.
A 5 Kansas City Chiefs (SB)	10	24

1973 PRE-SEASON .750

Won 3 Lost 1 Tied 2

Abe Gibson — Coach	Beats	Opp.
A 4 Green Bay Packers (M)	13	13
A 11 Houston Oilers (H)	34	7
A 18 Miami Dolphins (M)	9	9
A 26 Buffalo Bills (B)	13	10
S 1 St. Louis Cardinals (S)	31	20
S 9 Washington Redskins (WA)	3	7
	103	66

1974 PRE-SEASON .167

Won 1 Lost 5

Abe Gibson — Coach	Beats	Opp.
A 3 St. Louis Cardinals (S)	7	10
A 12 Pittsburgh Steelers (P)	21	50
A 17 Green Bay Packers (M)	10	20
A 26 Baltimore Colts (B)	10	13
A 31 Houston Oilers (H)	25	37
S 9 Miami Dolphins (S)	7	32
	85	163

1975 PRE-SEASON .333

Won 2 Lost 4

Jack Pardee — Coach	Beats	Opp.
A 9 San Diego Chargers (SD)	22	0
A 16 Green Bay Packers (M)	9	13
A 23 St. Louis Cardinals (S)	14	13
S 3 Denver Broncos (S)	2	13
S 6 Miami Dolphins (M)	12	21
S 13 Houston Oilers (S)	13	24
	68	84

1976 PRESEASON .833

Won 5 Lost 1

Jack Pardee — Coach	Beats	Opp.
J 31 Denver Broncos (DN)	15	14
A 7 Seattle Seahawks (SP)	27	16
A 14 Baltimore Colts (S)	25	14
A 21 St. Louis Cardinals (S)	14	20
A 28 Tampa Bay Buccaneers (TB)	10	7
S 3 Washington Redskins (WA)	9	7
	100	78

1977 PRE-SEASON .429

Won 3 Lost 4

Jack Pardee — Coach	Beats	Opp.
J 30 New York Jets (S)	20	6
A 6 New Orleans Saints (S)	14	20
A 13 Oakland Raiders (A)	20	13
A 20 Houston Oilers (H)	14	10
A 25 Cleveland Browns (CB)	7	14
S 2 St. Louis Cardinals (S)	14	23
S 10 Cincinnati Bengals (S)	6	24
	95	110

1978 PRE-SEASON .000

Won 0 Lost 4

Neill Armstrong — Coach	Beats	Opp.
A 5 Oakland Raiders (A)	15	14
A 12 St. Louis Cardinals (S)	14	26
A 19 Cincinnati Bengals (C)	3	27
A 24 Seattle Seahawks (SE)	7	16
	37	83

1979 PRE-SEASON .750

Won 3 Lost 1

Neill Armstrong — Coach	Beats	Opp.
A 4 New York Jets (S)	27	14
A 11 New Orleans Saints (NO)	13	6
A 18 Cincinnati Bengals (S)	17	13
A 25 St. Louis Cardinals (S)	7	10
	64	43

1980 Playoff Pairings and Priority

1. **First Round**—Wild cards play each other. Home clubs will be the clubs with the best won-lost percentage in the regular season. If tied in record, apply all applicable divisional tie-breakers.
2. **Other Rounds**—Sites for the AFC and NFC Divisional Playoffs and the AFC and NFC Championship Games are determined by the won-lost records of the divisional champions.

Division Ties

If, at the end of the regular season, two or more clubs in the same division finish with the best won-lost-tied percentage, the following steps will be taken until a CHAMPION is determined:

Two Clubs

1. Head-to-head (best won-lost-tied percentage in games between the clubs).
2. Best won-lost-tied percentage in games played within the division.
3. Best won-lost-tied percentage in games played within the conference.
4. Best won-lost-tied percentage in common games, if applicable.
5. Best net points in division games.
6. Best net points in all games.
7. Strength of schedule.
8. Best net touchdowns in all games.
9. Coin toss.

Three or More Clubs

(Note: If two clubs remain tied after a third club is eliminated during any step, tie-breaker reverts to Step One of two-club format.)

1. Head-to-head (best won-lost-tied percentage in games among the clubs).
2. Best won-lost-tied percentage in games played within the division.
3. Best won-lost-tied percentage in games played within the conference.
4. Best won-lost-tied percentage in common games.
5. Best net points in division games.
6. Best net points in all games.
7. Strength of schedule.
8. Best net touchdowns in all games.
9. Coin toss.

Wild Card Ties

If necessary to break ties to determine the two Wild Card clubs from each conference, the following steps will be taken:

1. If all the tied clubs are from the same division, apply division tiebreaker.
2. If the tied clubs are from different divisions, apply the following steps.

Two Clubs

1. Head-to-head, if applicable.
2. Best won-lost-tied percentage in games played within the conference.
3. Best won-lost-tied percentage in common games, minimum of four.
4. Best net points in conference games.
5. Best net points in all games.
6. Strength of schedule.
7. Best net touchdowns in all games.
8. Coin toss.

Three or More Clubs

(Note: If two clubs remain tied after third or other clubs eliminated, tie-breaker reverts to Step One of applicable two-club format.)

1. Head-to-head sweep (applicable only if one club has defeated each of the others or one club has lost to each of the others.)
2. Best won-lost-tied percentage in games played within the conference.
3. Best won-lost-tied percentage in common games, minimum of four.
4. Best net points in conference games.
5. Best net points in all games.
6. Strength of schedule.
7. Best net touchdowns in all games.
8. Coin toss.

1980 OPPONENTS

- Atlanta Falcons:** Head Coach—Leeman Bennett. PR Director—Charlie Dayton. Home—Atlanta-Fulton County Stadium (60,498). 1979 Record—6-10 (3rd in the NFC West). Office Telephone—(404) 588-1111.
- Cincinnati Bengals:** Head Coach—Forrest Gregg. PR Director—Allan Heim. Home—Riverfront Stadium (56,200). 1979 Record—4-12 (4th in the AFC Central). Office Telephone—(513) 621-3550.
- Cleveland Browns:** Head Coach—Sam Rutigliano. PR Director—Nate Wallack. Home—Cleveland Stadium (80,385). 1979 Record—9-7 (3rd in the AFC Central). Office Telephone—(216) 696-5555.
- Detroit Lions:** Head Coach—Monte Clark. PR Director—Don Kremer. Home—Pontiac Silverdome (80,638). 1979 Record—2-14 (5th in the NFC Central). Office Telephone—(313) 335-4131.
- Green Bay Packers:** Head Coach—Bart Starr. PR Director—Lee Rammel. Home—Lambeau Field (56,267). Milwaukee County Stadium (55,896). 1979 Record—5-11 (4th in the NFC Central). Office Telephone—(414) 494-2351.
- Houston Oilers:** Head Coach—Bum Phillips. PR Director—Mike McClure. Home—Astrodome (50,000). 1979 Record—11-5 (2nd in the AFC Central). Office Telephone—(713) 797-9111.
- Minnesota Vikings:** Head Coach—Bud Grant. PR Director—Merrill Swanson. Home—Metropolitan Stadium (48,446). 1979 Record—7-9 (3rd in the NFC Central). Office Telephone—(612) 920-4805.
- New Orleans Saints:** Head Coach—Dick Nolan. PR Director—Jerry Wynn. Home—Louisiana Superdome (71,330). 1979 Record—8-8 (2nd in the NFC West). Office Telephone—(504) 587-3034.
- New York Jets:** Head Coach—Walt Michaels. PR Director—Frank Ramos. Home—Shea Stadium (60,000). 1979 Record—8-8 (3rd in the AFC East). Office Telephone—(212) 421-6600.
- Philadelphia Eagles:** Head Coach—Dick Vermeil. PR Director—Jim Gallagher. Home—Philadelphia Veterans Stadium (66,052). 1979 Record—11-5 (2nd in the NFC East). Office Telephone—(215) 463-2500.
- Pittsburgh Steelers:** Head Coach—Chuck Noll. Publicity Director—Joe Gordon. Home—Three Rivers Stadium (50,350). 1979 Record—12-4 (1st in the AFC Central). Office Telephone—(412) 323-1200.
- St. Louis Cardinals:** Head Coach—Jim Hanftan. VP-Administration—Bing Devine. Home—Busch Memorial Stadium (51,392). 1979 Record—5-11 (5th in the NFC East). Office Telephone—(415) 365-3420.
- Tampa Bay Buccaneers:** Head Coach—John McKay. PR Director—Bob Best. Home—Tampa Stadium (71,951). 1979 Record—10-6 (1st in the NFC Central). Office Telephone—(813) 870-2700.
- Washington Redskins:** Head Coach—Jack Pardee. PR Director—Joe Blair. Home—Robert F. Kennedy Stadium (55,031). 1979 Record—10-6 (3rd in the NFC East). Office Telephone—(703) 471-9100.

MEDIA INFORMATION

Credentials

Requests should be directed to Ted Haracz, Public Relations Director, Chicago Bears, Box 204, Lake Forest, Ill., 60045. Credentials will be mailed up to Monday of game week. Other credentials will be left at the Will Call Window at the south end of Soldier Field, Gate "O". Space is extremely limited in the Soldier Field press box. No guests are permitted and credentials are limited to working press.

Photographers

Limited to wire services, accredited daily newspapers and television stations.

Copy Transmission

The phone numbers for AmFax (617, 337-3415) and SportsComm (609, 654-9333) have serviced Soldier Field in past seasons. A limited number of telephones (both pay and private) are also available. To order special phones for private sending use, call Illinois Bell at 312, 291-9981. The Bears' Illinois Bell representative is John Windebanks 312, 842-2957/326-0890. Inform Bear Public Relations office of filing method to facilitate game day operation.

Bank with the Bears.



American National Bank

33 North LaSalle / LaSalle at Wacker 60690 / Phone (312) 661-5000

We're the bank for business.